



SUMMARY

I. COMPLETENESS AND TIMELINESS

- For Public Health Facilities Completeness: 88.8 %
Timeliness: 74.9 %
- For Private Health Facilities Completeness: 21.4 %
Timeliness: 16.9 %
- Overall Completeness: 74.4 %
Timeliness: 62.4 %

II. Cases reported by Public and Private HFs:

- **Malaria:** 54,448 cases
- **Flu syndrome:** 15,690 cases
- **Non-bloody Diarrhoea:** 4,646 cases
- **Severe Pneumonia in children under five years:** 208 cases
- **Bloody diarrhoea:** 86 cases
- **Chicken pox:** 39 cases
- **Mumps:** 36 cases
- **Measles:** 11 suspected cases of measles were notified including two cases from Mushubi HC of Kaduha hospital, Ruhuha HC of Nyamata hospital and one case each from Mimuri HC of Nyagatare, Munyaga HC of Rwamagana hospital, Mushaka HC of Mibilizi hospital, Ngara HC of Kigeme hospital, Nkanka HC of Gihundwe hospital, Rukoma Sake HC of Kibungo hospital and Shyira HC

EPIDEMIC SURVEILLANCE AND RESPONSE WEEKLY REPORT

Week 45 from 6th to 12nd November, 2017



ESR Division

HIGHLIGHT OF THE WEEK:

Trend of four priority diseases with highest morbidity in 2017:

The figure 2 shows the trend of cases of the highest morbidity through e-IDSr notified during the last 45 weeks, those include Malaria, Influenza like illness, Non blood diarrhea and severe pneumonia under five years.

III. Deaths reported nationally: 11 deaths notified countrywide

- Four deaths due to **Malaria** were notified one death each from Kabuga HC of Masaka hospital, Kibogora, Kibungo and Nyamata hospitals
- Six deaths due to **Severe Pneumonia under five years old** were notified including two deaths from Byumba hospital and one death each from Kibagabaga, Kibilizi, Masaka and Mugonero hospitals
- One death due to **Bloody diarrhoea** was notified from Gikundamvura HC of Mibilizi hospital

- **Dog bites (rabies exposure):** 15 cases of dog bites (rabies exposure) were notified including two cases each from Kibuye hospital and Shyira hospital, one case each from Bigugu HC of Kibuye hospital, Rubengera HC of Kibuye hospital, Kibungo, Kigeme, Mugonero and Rwinkwavu hospitals
- **Typhoid fever:** 38 suspected cases of Typhoid fever were notified including 27 cases from Mahama refugee camp, 5 cases from Byumba hospital, two cases from Kigeme hospital, two cases from Ruhengeri hospital, one case from Gisiza HC of Byumba hospital and one case from Munyinya HC from Byumba hospital.
- **Viral conjunctivitis:** 4 cases of viral conjunctivitis were notified including 3 cases from Mahama refugee camp and one case from Nyamure HC of Nyanza hospital

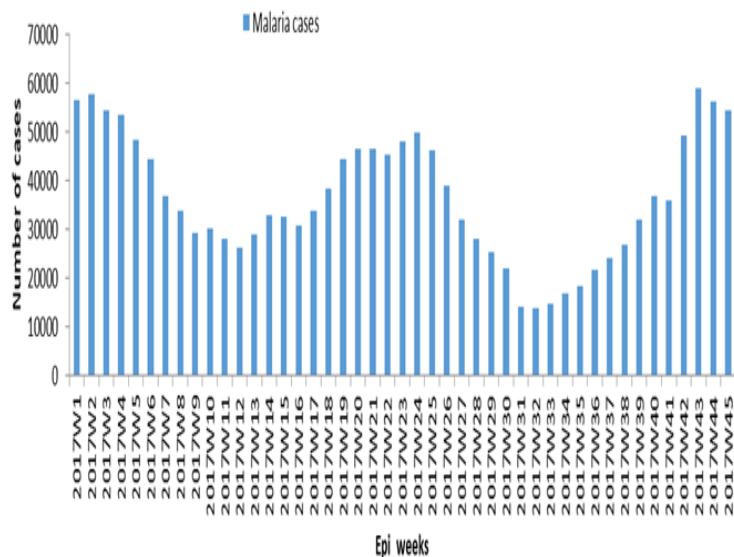
Editorial team: Dr J. Nyamusore, Dr L. Hakizimana, Dr J. Omolo, A. Kabaja, E. Nshimiyimana, H. Balisanga, F. Nizeyimana, A. Mutoni, A. Kapiteni, L. Ruyange and M. Utamuliza



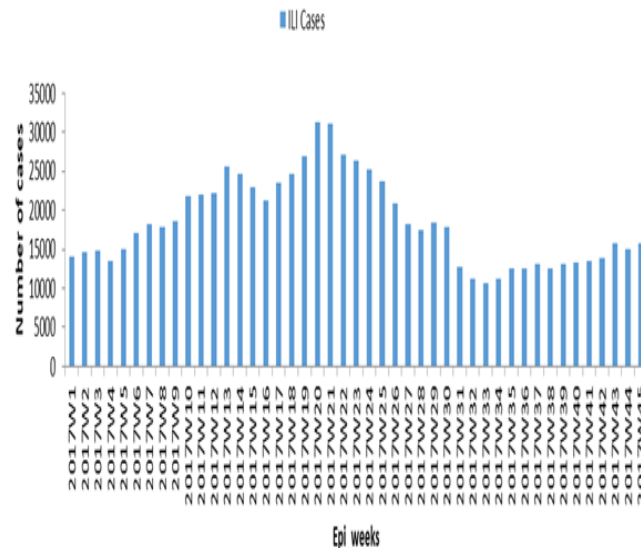
EPIDEMIC SURVEILLANCE AND RESPONSE WEEKLY REPORT

High Morbidity diseases for the last 45 weeks, 2017

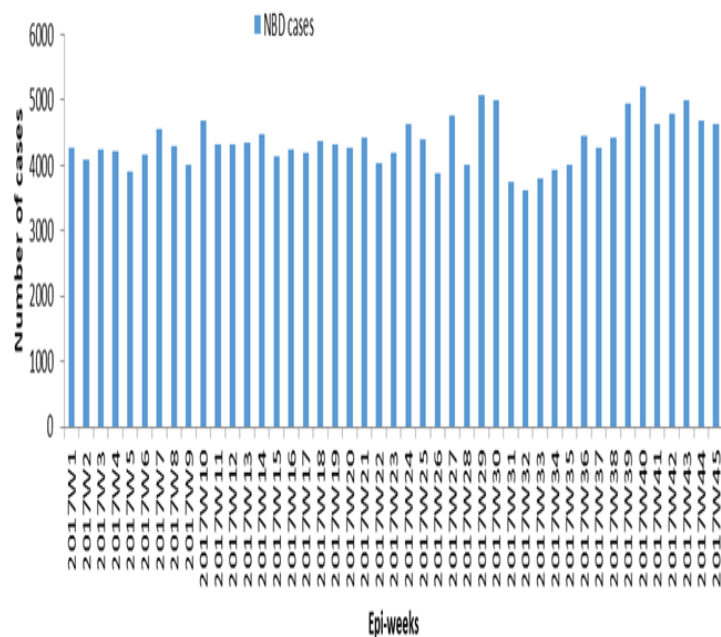
Trend of Malaria cases through e-IDSR since January 2017



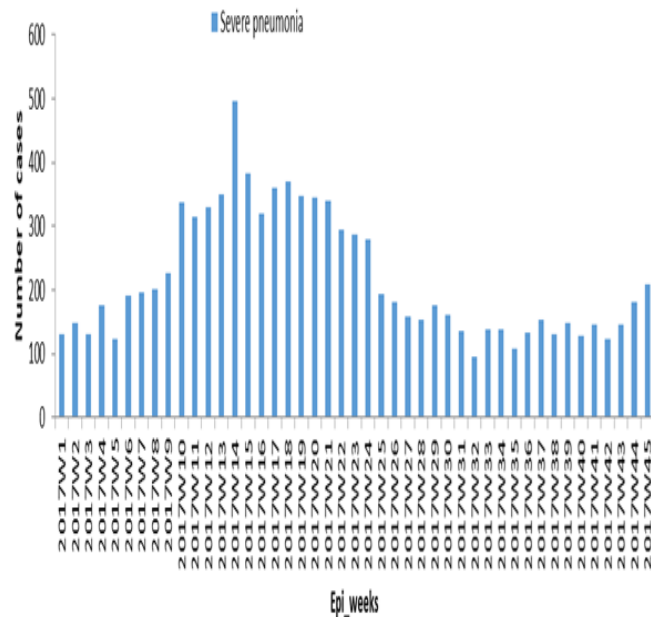
Trend of ILI Cases through e-IDSR since January 2017



Trend of NBD cases through e-IDSR since January 2017



Trend of Severe pneumonia through e-IDSR since January 2017



High morbidity diseases through e-IDSR in Rwanda

Source: Rwanda e-IDSR

EPIDEMIC SURVEILLANCE AND RESPONSE WEEKLY REPORT

Table 1: THE FOLLOWING 64 PUBLIC HEALTH FACILITIES DIDN'T SUBMIT THEIR REPORTS IN WEEK 45/2017

Province	Hospital	Health Facility		Province	Hospital	Health Facility
East	Gahini	Mukarange CS		North	Byumba	Bwisige CS
East	Kibungo	Rukumberi CS		North	Nemba	Cyabingo CS
East	Kirehe	Mahama CS		North	Ruhengeri	Kimonyi CS
East	Kirehe	Musaza CS		North	Ruhengeri	Kinigi CS
East	Kiziguro	Gitoki CS		North	Ruhengeri	Murandi CS
East	Nyagatare	Kagitumba CS		North	Ruhengeri	Prison Ruhengeri DISP
East	Nyagatare	Nyagatare DH		North	Ruhengeri	Shingiro CS
East	Nyagatare	Nyagatare Prison		North	Ruli	Minazi CS
East	Rwamagana	Murambi (rwamagana) CS		North	Rutongo	Kajevuba CS
Kigali City	Kibagabaga	Avega Kigali CS		North	Rutongo	Rulindo CS
Kigali City	Kibagabaga	Jali CS		South	Gakoma	Gakoma DH
Kigali City	Kibagabaga	Prison Kimironko(Remera Pris)		South	Gitwe	Munanira CS
Kigali City	Masaka	Masaka CS		South	Gitwe	Muyunzwe CS
Kigali City	Muhima	Gitega (Nyarugenge) CS		South	Kabutare	CUSP Butare CS
Kigali City	Muhima	Mwendo (nyarugenge) CS		South	Kabutare	Karama (huye) CS
West	Gisenyi	Busigari CS		South	Kabutare	Mukura (Huye) CS
West	Gisenyi	Murara CS		South	Kabutare	Prison Karubanda Pris (Butare Huye)
West	Kabaya	Gasiza FOSACOM		South	Kabutare	Rubona (huye) CS
West	Kabaya	Hindiro CS		South	Kabutare	Ruhashya CS
West	Kibuye	Bubazi CS		South	Kabutare	Rusatira-kinazi CS
West	Kirinda	Biguhu CS		South	Kabutare	Simbi CS
West	Kirinda	Birambo CS		South	Kigeme	Kibirizi (Nyamagabe) CS
West	Kirinda	Kirinda CS		South	Kigeme	Kigeme DH
West	Kirinda	Kirinda DH		South	Kigeme	Shaba (nyamagabe) CS
West	Mibilizi	Bugarama (rusizi) CS		South	Munini	Munini (nyaruguru) CS
West	Mibilizi	Mibilizi CS		South	Munini	Nyabimata CS
West	Mibilizi	Mibilizi DH		South	Munini	Nyamyumba CS
West	Mibilizi	Mushaka CS		South	Munini	Nyantanga CS
West	Mibilizi	Nyakabuye CS		South	Nyanza	Cyaratsi CS
West	Murunda	Murunda CS		South	Nyanza	Gatagara (Nyanza) CS
West	Shyira	Arusha CS		South	Nyanza	Nyamiyaga (Nyanza) CS
				South	Nyanza	Nyarusange (nyanza) CS
				South	Remera Ruk	Cyeru CS

EPIDEMIC SURVEILLANCE AND RESPONSE WEEKLY REPORT

Table 2. CASES NOTIFIED DURING WEEK 45, 2017

Public Health Facilities																											
Province	Hospital	Expected reports	Completeness (%)	Timeliness (%)	Non bloody Diarrhoea	Flu syndrome	Malaria	Severe Pneumonia for under five years	Acute Flaccid Paralysis	Bloody Diarrhea	Chicken Pox	Cholera	Diphtheria	Epidemic Typhus	Food poisoning	Hemorrhagic fever	Measles	Meningitis	Mumps	Neonatal tetanus	Plague	dog bites (Rabies exposure)	Rubella	Typhoid fever	Viral Conjunctivitis	Whooping Cough	Yellow fever
East	Gahini	9	88.9	88.9	42	223	1809	2	0	0	0	0	0	0	0	0	0	0	0	0	0	0	0	0	0	0	0
East	Kibungo	13	92.3	61.5	74	82	5272	2	0	0	0	0	0	0	0	0	1	0	0	0	0	1	0	0	0	0	0
East	Kirehe	19	89.5	78.9	327	1421	1131	12	0	5	8	0	0	0	0	0	0	0	0	0	0	0	0	27	3	0	0
East	Kiziguro	13	92.3	76.9	134	379	1323	2	0	0	0	0	0	0	0	0	0	0	0	0	0	0	0	0	0	0	0
East	Ngarama	8	100.0	62.5	68	474	561	3	0	0	0	0	0	0	0	0	0	0	0	0	0	0	0	0	0	0	0
East	Nyagatare	22	86.4	72.7	125	279	139	2	0	1	3	0	0	0	0	0	1	0	2	0	0	0	0	0	0	0	0
East	Nyamata	17	100.0	70.6	150	596	7513	3	0	0	0	0	0	0	0	0	2	0	0	0	0	0	0	0	0	0	0
East	Rwamagana	16	93.8	56.3	214	1437	3862	8	0	0	0	0	0	0	0	0	0	1	0	0	0	0	0	0	0	0	0
East	Rwinkwawu	8	100.0	87.5	47	124	1013	7	0	0	0	0	0	0	0	0	0	0	0	0	0	1	0	0	0	0	0
Kigali City	Kibagabaga	19	84.2	52.6	152	777	1517	7	0	0	2	0	0	0	0	0	0	0	0	0	0	0	0	0	0	0	0
Kigali City	Masaka	11	90.9	90.9	56	308	1403	4	0	0	2	0	0	0	0	0	0	0	0	0	0	0	0	0	0	0	0
Kigali City	Muhima	12	83.3	83.3	109	364	953	3	0	6	0	0	0	0	0	0	0	0	0	0	0	0	0	0	0	0	0
North	Butaro	20	100.0	85.0	158	191	88	5	0	1	0	0	0	0	0	0	0	0	9	0	0	0	0	0	0	0	0
North	Byumba	26	96.2	88.5	130	646	200	17	0	0	5	0	0	0	0	0	0	0	16	0	0	0	0	7	0	0	0
North	Kinshira	10	100.0	90.0	86	24	63	2	0	0	0	0	0	0	0	0	0	0	0	0	0	0	0	0	0	0	0
North	Nemba	16	93.8	93.8	102	62	119	4	0	4	0	0	0	0	0	0	0	0	2	0	0	0	0	0	0	0	0
North	Ruhengeri	17	70.6	47.1	171	442	62	14	0	13	3	0	0	0	0	0	0	0	0	0	0	0	0	2	0	0	0
North	Ruli	9	88.9	88.9	58	142	188	3	0	5	0	0	0	0	0	0	0	0	0	0	0	0	0	0	0	0	0
North	Rutongo	13	84.6	76.9	56	270	295	6	0	0	0	0	0	0	0	0	0	0	0	0	0	0	0	0	0	0	0
South	Gakoma	6	83.3	83.3	80	224	2366	0	0	1	0	0	0	0	0	0	0	0	0	0	0	0	0	0	0	0	0
South	Gitwe	9	77.8	44.4	30	130	1576	0	0	3	0	0	0	0	0	0	0	0	0	0	0	0	0	0	0	0	0
South	Kabgayi	18	100.0	94.4	110	687	1486	3	0	0	3	0	0	0	0	0	0	0	1	0	0	0	0	0	0	0	0
South	Kabutare	18	55.6	33.3	88	311	531	8	0	7	0	0	0	0	0	0	0	0	0	0	0	0	0	0	0	0	0
South	Kaduha	10	100.0	90.0	43	252	359	2	0	0	0	0	0	0	0	0	2	0	0	0	0	0	0	0	0	0	0
South	Kibilizi	10	100.0	80.0	88	284	2849	3	0	4	0	0	0	0	0	0	0	0	0	0	0	0	0	0	0	0	0
South	Kigeme	12	75.0	58.3	58	460	570	2	0	1	3	0	0	0	0	0	1	0	1	0	0	1	0	2	0	0	0
South	Munini	17	76.5	64.7	110	688	802	0	0	1	1	0	0	0	0	0	0	0	0	0	0	0	0	0	0	0	0
South	Nyanza	18	77.8	55.6	114	378	879	15	0	9	0	0	0	0	0	0	0	0	0	0	0	0	0	0	1	0	0
South	Remera Rukondo	14	92.9	85.7	82	617	2987	1	0	5	0	0	0	0	0	0	0	0	0	0	0	0	0	0	0	0	0
South	Ruhango	8	100.0	87.5	70	311	2414	0	0	0	0	0	0	0	0	0	0	0	0	0	0	0	0	0	0	0	0
West	Bushenge	8	100.0	100.0	127	254	738	7	0	0	0	0	0	0	0	0	0	0	0	0	0	0	0	0	0	0	0
West	Gihundwe	9	100.0	88.9	86	284	692	12	0	1	5	0	0	0	0	0	1	0	0	0	0	0	0	0	0	0	0
West	Gisenyi	15	86.7	73.3	258	616	189	15	0	0	0	0	0	0	0	0	0	0	0	0	0	0	0	0	0	0	0
West	Kabaya	10	80.0	70.0	20	83	142	0	0	1	0	0	0	0	0	0	0	0	2	0	0	0	0	0	0	0	0
West	Kibogora	14	100.0	100.0	132	269	1908	4	0	1	0	0	0	0	0	0	0	0	0	0	0	0	0	0	0	0	0
West	Kibuye	13	92.3	53.8	121	172	579	4	0	6	0	0	0	0	0	0	0	0	0	0	0	4	0	0	0	0	0
West	Kirinda	6	33.3	16.7	18	96	237	0	0	0	0	0	0	0	0	0	0	0	0	0	0	0	0	0	0	0	0
West	Mibilizi	12	58.3	50.0	97	50	2484	2	0	0	0	0	0	0	0	0	1	0	0	0	0	0	0	0	0	0	0
West	Mugonero	7	100.0	100.0	27	103	611	9	0	0	0	0	0	0	0	0	0	0	0	0	0	1	0	0	0	0	0
West	Muhororo	16	100.0	100.0	41	116	197	0	0	0	0	0	0	0	0	0	0	0	0	0	0	0	0	0	0	0	0
West	Murunda	18	94.4	88.9	300	224	651	5	0	0	0	0	0	0	0	0	0	0	0	0	0	0	0	0	0	0	0
West	Shyira	17	94.1	76.5	160	490	59	2	0	11	2	0	0	0	0	0	1	0	1	0	0	2	0	0	0	0	0
Referral hospital	CHUB	1	100.0	100.0	3	13	9	2	0	0	0	0	0	0	0	0	0	0	0	0	0	0	0	0	0	0	0
Referral hospital	CHUK	1	100.0	100.0	0	0	14	0	0	0	0	0	0	0	0	0	0	0	0	0	0	0	0	0	0	0	0
Referral hospital	Rwanda Military	1	100.0	100.0	0	0	15	0	0	0	0	0	0	0	0	0	0	0	0	0	0	0	0	0	0	0	0
Sub total		566	88.7	74.7	4522	15353	52855	202	0	86	37	0	0	0	0	0	11	0	34	0	0	10	0	38	4	0	0

EPIDEMIC SURVEILLANCE AND RESPONSE WEEKLY REPORT

Private Health Facilities																											
Province	Hospital	0.0	Completeness (%)	Timeliness (%)	Non bloody Diarrhoea	Flu syndrome	Malaria	Severe Pneumonia for under five years	Acute Flaccid Paralysis	Bloody Diarrhea	Chicken Pox	Cholera	Diphtheria	Epidemic Typhus	Food poisoning	Hemorrhagic fever	Measles	Meningitis	Mumps	Neonatal tetanus	Plague	dog bites (Rabies exposure)	Rubella	Typhoid fever	Viral Conjunctivitis	Whooping Cough	Yellow fever
East	Gahini	3	33.3	33.3	8	16	8	0	0	0	0	0	0	0	0	0	0	0	0	0	0	0	0	0	0	0	0
East	Kibungo	1	100.0	0.0	24	23	1309	0	0	0	0	0	0	0	0	0	0	0	0	0	0	0	0	0	0	0	0
East	Kirehe	1	0.0	0.0	0	0	0	0	0	0	0	0	0	0	0	0	0	0	0	0	0	0	0	0	0	0	0
East	Kiziguro	3	0.0	0.0	0	0	0	0	0	0	0	0	0	0	0	0	0	0	0	0	0	0	0	0	0	0	0
East	Nyagatare	17	11.8	11.8	1	12	2	0	0	0	0	0	0	0	0	0	0	0	0	0	0	0	0	0	0	0	0
East	Nyamata	1	0.0	0.0	9	12	11	0	0	0	0	0	0	0	0	0	0	0	0	0	0	0	0	0	0	0	0
East	Rwamagana	4	0.0	0.0	0	0	0	0	0	0	0	0	0	0	0	0	0	0	0	0	0	0	0	0	0	0	0
East	Rwinkwavu	2	0.0	0.0	0	0	0	0	0	0	0	0	0	0	0	0	0	0	0	0	0	0	0	0	0	0	0
Kigali City	Kibagabaga	30	26.7	20.0	28	136	88	0	0	0	2	0	0	0	0	0	0	0	0	0	0	0	0	0	0	0	0
Kigali City	Masaka	20	20.0	20.0	2	24	39	0	0	0	0	0	0	0	0	0	0	0	0	0	0	0	0	0	0	0	0
Kigali City	Muhima	28	25.0	17.9	6	24	29	0	0	0	0	0	0	0	0	0	0	0	0	1	0	0	0	0	0	0	0
North	Butaro	1	100.0	0.0	2	4	0	0	0	0	0	0	0	0	0	0	0	0	0	0	0	0	0	0	0	0	0
North	Byumba	3	0.0	0.0	0	0	0	0	0	0	0	0	0	0	0	0	0	0	0	0	0	0	0	0	0	0	0
North	Kinshira	1	0.0	0.0	0	0	0	0	0	0	0	0	0	0	0	0	0	0	0	0	0	0	0	0	0	0	0
North	Ruhengeri	3	0.0	0.0	1	13	2	0	0	0	0	0	0	0	0	0	0	0	0	0	0	0	0	0	0	0	0
South	Gakoma	1	100.0	0.0	0	0	0	0	0	0	0	0	0	0	0	0	0	0	0	0	0	0	0	0	0	0	0
South	Kabagayi	4	0.0	0.0	11	50	61	1	0	0	0	0	0	0	0	0	0	0	0	0	0	0	0	0	0	0	0
South	Kabutare	2	0.0	0.0	0	0	0	0	0	0	0	0	0	0	0	0	0	0	0	0	0	0	0	0	0	0	0
South	Kigeme	2	100.0	100.0	0	0	0	2	0	0	0	0	0	0	0	0	0	0	0	0	0	0	0	0	0	0	0
South	Munini	1	100.0	100.0	0	1	1	0	0	0	0	0	0	0	0	0	0	0	0	0	0	0	0	0	0	0	0
South	Nyanza	1	0.0	0.0	0	0	0	0	0	0	0	0	0	0	0	0	0	0	0	0	0	0	0	0	0	0	0
South	Remera Ruk	3	0.0	0.0	0	0	0	0	0	0	0	0	0	0	0	0	0	0	0	0	0	0	0	0	0	0	0
South	Ruhango	4	0.0	0.0	5	0	16	0	0	0	0	0	0	0	0	0	0	0	0	0	0	0	0	0	0	0	0
West	Gihundwe	2	50.0	50.0	6	11	4	2	0	0	0	0	0	0	0	0	0	0	0	0	0	0	0	0	0	0	0
West	Gisenyi	9	22.2	11.1	18	4	11	1	0	0	0	0	0	0	0	0	0	0	0	1	0	0	0	0	0	0	0
West	Kabaya	2	0.0	0.0	0	0	0	0	0	0	0	0	0	0	0	0	0	0	0	0	0	0	0	0	0	0	0
West	Mibilizi	3	33.3	33.3	0	3	12	0	0	0	0	0	0	0	0	0	0	0	0	0	0	0	0	0	0	0	0
West	Muhororo	1	100.0	100.0	3	4	0	0	0	0	0	0	0	0	0	0	0	0	0	0	0	0	0	0	0	0	0
West	Shyira	1	0.0	0.0	0	0	0	0	0	0	0	0	0	0	0	0	0	0	0	0	0	0	0	0	0	0	0
Sub total		154	21.4	16.2	124	337	1593	6	0	0	2	0	0	0	0	0	0	0	0	2	0	0	0	0	0	0	0