



SUMMARY

I. COMPLETENESS AND TIMELINESS

- For Public Health Facilities Completeness: 89.6 % Timeliness: 73.5 %
- For Privates Health Facilities Completeness: 26.0 % Timeliness: 18.2 %
- Overall Completeness: 76.0 % Timeliness: 61.7 %

II. Cases reported by Public and Private HFs:

- **Malaria:** 56,311 cases
- **Flu syndrome:** 15,006 cases
- **Non-bloody Diarrhoea:** 4,681 cases
- **Severe Pneumonia in children under five years:** 181 cases
- **Bloody diarrhoea:** 79 cases
- **Chicken pox:** 47 cases
- **Mumps:** 17 cases
- **Cholera:** 2 cases of Cholera were notified one case each from Kigufi HC of Gisenyi and Mushubati HC of Murunda.
- **Measles:** 2 suspected cases of measles were notified one case each from Gatagara HC of Nyanza and Rukoma Sake HC of Kibungo DH.

EPIDEMIC SURVEILLANCE AND RESPONSE WEEKLY REPORT

Week 44 from 30th October to 5th November, 2017



A Healthy People. A Wealthy nation

RWANDA
BIOMEDICAL
CENTER

ESR Division

HIGHLIGHT OF THE WEEK:

1. Trend of four priority diseases with highest morbidity in 2017:

The figure 2 shows the trend of cases of the highest morbidity through e-IDSR notified during the last 44 weeks, those include Malaria, Influenza like illness, Non blood diarrhea and severe pneumonia under five years.

III. Deaths reported nationally: 09 deaths notified countrywide

- Five deaths due to **Malaria** were notified including three cases from Nyamata and one death each from Gisenyi and Kigeme hospitals
- Two deaths due to **Non Bloody diarrhea** were notified one case each from Kibayi and Gikore HCs of Kibilizi hospital
- Two deaths due to **Severe Pneumonia under five years** were notified one death each from Kibayi HC of Kibilizi hospital and Rwinkwavu hospital

• **Dog bites (rabies exposure):** 15 cases of dog bites (rabies exposure) were notified including 8 cases from Byumba hospital, two cases from Nyanza hospital, one case each from Kivumu HC of Kabgayi, Mbuga HC of Kigeme, Muyanza HC of Rulindo, Kibungo and Masaka hospitals.

• **Typhoid fever:** 27 suspected cases of Typhoid fever were notified including 15 cases from Mahama refugee camp, 6 cases from Byumba hospital, 3 cases from Gisiza HC of Byumba, two cases from Munini hospital and one case from Rwesero HC of Byumba hospital

• **Viral conjunctivitis:** One case was notified from Prison Nsinda of Rwamagana DH

Editorial team: Dr J. Nyamusore, Dr L. Hakizimana, Dr J. Omolo, A. Kabaja, E. Nshimiyimana, H. Balisanga, F. Nizeyimana, A. Mutoni, A. Kapiteni, L. Ruyange, M. Utamuliza



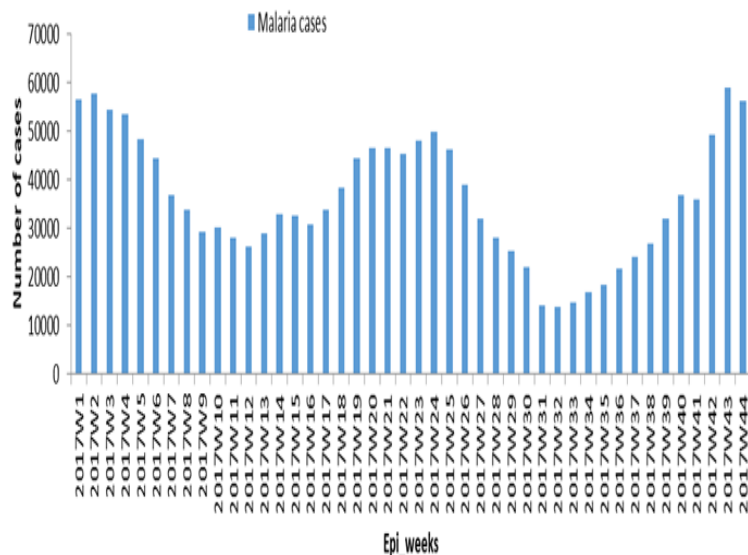
A Healthy People. A Wealthy nation

RWANDA
BIOMEDICAL
CENTER

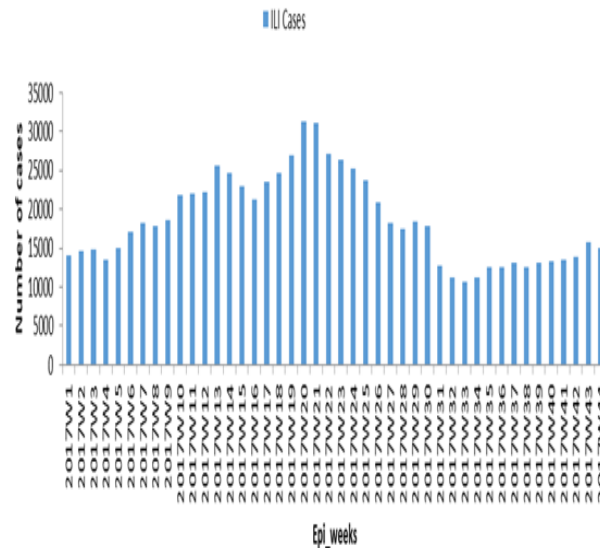
EPIDEMIC SURVEILLANCE AND RESPONSE WEEKLY REPORT

1. High Morbidity diseases for the last 44 weeks, 2017

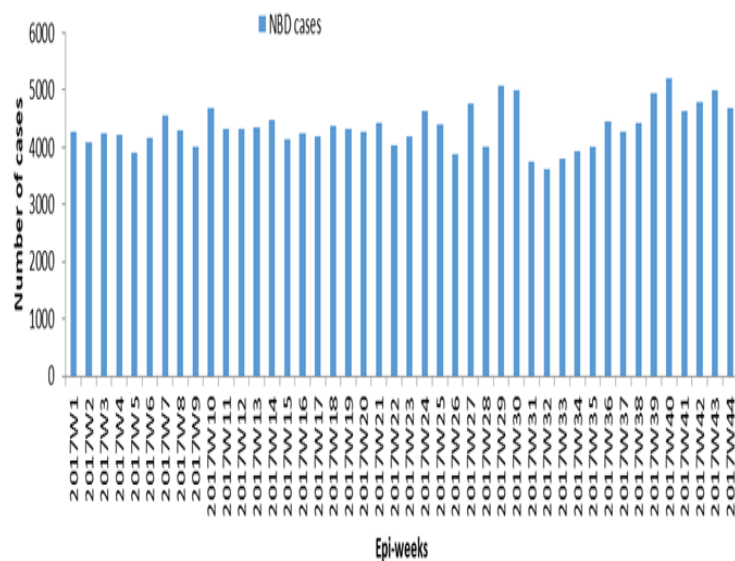
Trend of Malaria cases through e-IDSR since January 2017



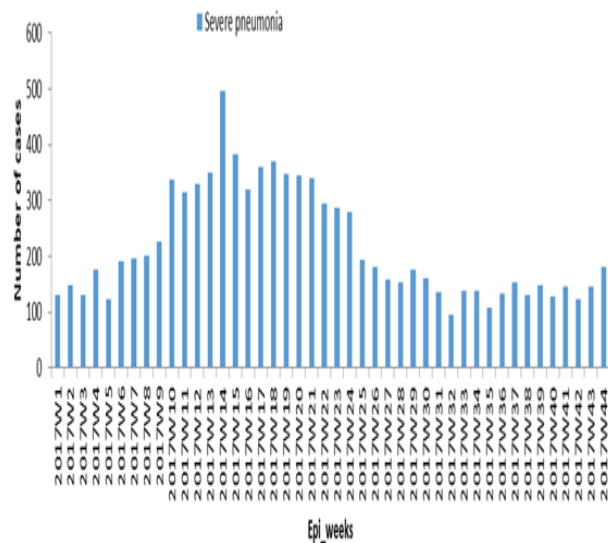
Trend of ILI Cases through e-IDSR since January 2017



Trend of NBD cases through e-IDSR since January 2017



Trend of Severe pneumonia through e-IDSR since January 2017



High morbidity diseases through e-IDSR in Rwanda

Source: Rwanda e-IDSR

EPIDEMIC SURVEILLANCE AND RESPONSE WEEKLY REPORT

Table 1: THE FOLLOWING 60 PUBLIC HEALTH FACILITIES DIDN'T SUBMIT THEIR REPORTS IN WEEK 44/2017

Province	Hospital	Health Facility		Province	Hospital	Health Facility
East	Gahini	Mukarange CS		South	Gitwe	Munanira CS
East	Gahini	Nyakabungo CS		South	Gitwe	Muyunzwe CS
East	Gahini	Rutare (kayonza) CS		South	Kabutare	Karama (huye) CS
East	Kibungo	Rukumberi CS		South	Kabutare	Kinyamakara CS
East	Kirehe	Nyabitare (kirehe) CS		South	Kabutare	Maraba (huye) CS
East	Kiziguro	Gakenke CS		South	Kabutare	Mukura (Huye) CS
East	Kiziguro	Rugarama (gatsibo) CS		South	Kabutare	Rubona (huye) CS
East	Nyagatare	Kabuga (karama Nyagatare) CS		South	Kabutare	Rwaniro CS
East	Nyagatare	Kagitumba CS		South	Kabutare	Simbi CS
East	Nyagatare	Nyagatare Prison		South	Munini	Maraba (nyaruguru) CS
East	Nyagatare	Nyakigando (Nyagatare) CS		South	Munini	Munini (nyaruguru) CS
East	Rwamagana	Gahengeri CS		South	Munini	Ngera CS
East	Rwinkwavu	Ruramira CS		South	Munini	Nyamyumba CS
Kigali City	Kibagabaga	Avega Kigali CS		South	Munini	Nyantanga CS
Kigali City	Kibagabaga	Kibagabaga DH		South	Nyanza	Gatagara (Nyanza) CS
Kigali City	Kibagabaga	Prison Kimironko(Remera Pris)		South	Nyanza	Hanika I (NYANZA) CS
Kigali City	Muhima	Biryogo CS		South	Nyanza	Nyamiyaga (Nyanza) CS
Kigali City	Muhima	Mwendo (nyarugenge) CS		South	Remera Ru	Musambira CS
North	Byumba	Bwisige CS		West	Bushenge	Mugera CS
North	Byumba	Muko CS		West	Bushenge	Mwezi CS
North	Byumba	Musenyei (gicumbi) CS		West	Gisenyi	Bugeshi CS
North	Kinshira	Muyanza CS		West	Gisenyi	Busigari CS
North	Kinshira	Tare CS		West	Gisenyi	Mudende CS
North	Nemba	Cyabingo CS		West	Gisenyi	Murara CS
North	Ruhengeri	Busogo CS		West	Kabaya	Gasiza FOSACOM
North	Ruhengeri	Murandi CS		West	Kibogora	Yove CS
North	Ruhengeri	Prison Ruhengeri DISP		West	Mibilizi	Mibilizi CS
North	Ruhengeri	Shingiro CS		West	Mibilizi	Nyakabuye CS
				West	Mibilizi	Rwinziki CS
				West	Mugonero	Mpembe CS
				West	Muhororo	Kageyo (ngororero) Fosacom
				West	Shyira	Arusha CS

EPIDEMIC SURVEILLANCE AND RESPONSE WEEKLY REPORT

P. 4

Table 2. CASES NOTIFIED DURING WEEK 44, 2017

Public Health Facilities																											
Province	Hospital	Expected reports	Completeness (%)	Timeliness (%)	Non bloody Diarrhoea	Flu syndrome	Malaria	Severe Pneumonia for under five years	Acute Flaccid Paralysis	Bloody Diarrhea	Chicken Pox	Cholera	Diphtheria	Epidemic Typhus	Food poisoning	Hemorrhagic fever	Measles	Meningitis	Mumps	Neonatal tetanus	Plague	dog bites (Rabies exposure)	Rubella	Typhoid fever	Viral Conjunctivitis	Whooping Cough	Yellow fever
East	Gahini	9	66.7	66.7	43	79	1456	0	0	0	0	0	0	0	0	0	0	0	0	0	0	0	0	0	0	0	0
East	Kibungo	13	92.3	84.6	81	46	4757	1	0	0	0	0	0	0	0	0	1	0	0	0	0	1	0	0	0	0	0
East	Kirehe	19	94.7	84.2	327	1102	1135	13	0	2	8	0	0	0	0	0	0	0	0	0	0	0	0	15	0	0	0
East	Kiziguro	13	84.6	76.9	92	273	1296	8	0	0	0	0	0	0	0	0	0	0	0	0	0	0	0	0	0	0	0
East	Ngarama	8	100.0	87.5	69	403	514	2	0	0	0	0	0	0	0	0	0	0	0	0	0	0	0	0	0	0	0
East	Nyagatare	22	81.8	50.0	129	173	137	4	0	0	3	0	0	0	0	0	0	0	0	0	0	0	0	0	0	0	0
East	Nyamata	17	100.0	94.1	150	566	9617	2	0	1	2	0	0	0	0	0	0	0	0	0	0	0	0	0	0	0	0
East	Rwamagana	16	93.8	56.3	223	1353	3707	4	0	3	0	0	0	0	0	0	0	0	0	0	0	0	0	0	1	0	0
East	Rwinkwavu	8	87.5	75.0	39	83	902	5	0	0	0	0	0	0	0	0	0	0	0	0	0	0	0	0	0	0	0
Kigali City	Kibagabaga	19	84.2	63.2	161	908	1204	5	0	0	2	0	0	0	0	0	0	0	0	0	0	0	0	0	0	0	0
Kigali City	Masaka	11	100.0	100.0	70	331	1397	3	0	0	1	0	0	0	0	0	0	0	0	0	0	1	0	0	0	0	0
Kigali City	Muhima	12	83.3	75.0	91	387	978	2	0	5	0	0	0	0	0	0	0	0	1	0	0	0	0	0	0	0	0
North	Butaro	20	100.0	90.0	146	199	117	8	0	7	3	0	0	0	0	0	0	0	6	0	0	0	0	0	0	0	0
North	Byumba	26	88.5	69.2	105	440	223	11	0	0	6	0	0	0	0	0	0	0	5	0	0	8	0	10	0	0	0
North	Kinshira	10	80.0	70.0	74	43	51	7	0	0	0	0	0	0	0	0	0	0	0	0	0	1	0	0	0	0	0
North	Nemba	16	93.8	81.3	116	71	156	1	0	2	0	0	0	0	0	0	0	0	0	0	0	0	0	0	0	0	0
North	Ruhengeri	17	76.5	47.1	120	462	82	10	0	3	0	0	0	0	0	0	0	0	0	0	0	0	0	0	0	0	0
North	Ruli	9	100.0	100.0	50	145	170	4	0	5	0	0	0	0	0	0	0	0	0	0	0	0	0	0	0	0	0
North	Rutongo	13	100.0	92.3	84	349	521	2	0	0	0	0	0	0	0	0	0	0	0	0	0	0	0	0	0	0	0
South	Gakoma	6	100.0	50.0	69	233	2482	0	0	1	0	0	0	0	0	0	0	0	0	0	0	0	0	0	0	0	0
South	Gitwe	9	77.8	55.6	30	161	1473	1	0	1	0	0	0	0	0	0	0	0	0	0	0	0	0	0	0	0	0
South	Kabgayi	18	100.0	88.9	100	666	1585	2	0	0	6	0	0	0	0	0	0	0	0	0	0	1	0	0	0	0	0
South	Kabutare	18	61.1	38.9	96	327	635	5	0	7	1	0	0	0	0	0	0	0	1	0	0	0	0	0	0	0	0
South	Kaduha	10	100.0	40.0	61	213	366	1	0	4	0	0	0	0	0	0	0	0	0	0	0	0	0	0	0	0	0
South	Kibilizi	10	100.0	70.0	116	280	3080	5	0	2	5	0	0	0	0	0	0	0	0	0	0	0	0	0	0	0	0
South	Kigeme	12	100.0	100.0	93	461	602	1	0	1	0	0	0	0	0	0	0	0	1	0	0	1	0	0	0	0	0
South	Munini	17	70.6	70.6	127	572	885	1	0	0	1	0	0	0	0	0	0	0	0	0	0	0	0	2	0	0	0
South	Nyanza	18	83.3	44.4	124	327	1223	4	0	7	2	0	0	0	0	0	1	0	0	0	0	2	0	0	0	0	0
South	Remera Rukoma	14	92.9	92.9	93	647	3119	1	0	2	1	0	0	0	0	0	0	0	0	0	0	0	0	0	0	0	0
South	Ruhango	8	100.0	100.0	66	332	3320	2	0	3	0	0	0	0	0	0	0	0	0	0	0	0	0	0	0	0	0
West	Bushenge	8	75.0	75.0	121	315	837	7	0	0	0	0	0	0	0	0	0	0	0	0	0	0	0	0	0	0	0
West	Gihundwe	9	100.0	77.8	116	316	729	7	0	1	1	0	0	0	0	0	0	0	0	0	0	0	0	0	0	0	0
West	Gisenyi	15	73.3	66.7	227	635	192	12	0	0	0	1	0	0	0	0	0	0	0	0	0	0	0	0	0	0	0
West	Kabaya	10	90.0	70.0	36	108	123	0	0	0	0	0	0	0	0	0	0	0	0	0	0	0	0	0	0	0	0
West	Kibogora	14	92.9	85.7	126	316	2144	8	0	2	0	0	0	0	0	0	0	0	0	0	0	0	0	0	0	0	0
West	Kibuye	13	100.0	69.2	118	149	640	1	0	5	1	0	0	0	0	0	0	0	0	0	0	0	0	0	0	0	0
West	Kirinda	6	100.0	33.3	25	120	598	0	0	0	0	0	0	0	0	0	0	0	0	0	0	0	0	0	0	0	0
West	Mibilizi	12	75.0	66.7	110	45	1945	3	0	0	2	0	0	0	0	0	0	0	0	0	0	0	0	0	0	0	0
West	Mugonero	7	85.7	71.4	55	131	538	12	0	4	0	0	0	0	0	0	0	0	0	0	0	0	0	0	0	0	0
West	Muhororo	16	100.0	100.0	42	75	228	1	0	0	0	0	0	0	0	0	0	0	0	0	0	0	0	0	0	0	0
West	Murunda	18	100.0	77.8	271	283	738	2	0	0	0	1	0	0	0	0	0	0	0	0	0	0	0	0	0	0	0
West	Shyira	17	94.1	76.5	138	429	73	5	0	11	0	0	0	0	0	0	0	0	0	0	0	0	0	0	0	0	0
Referral Hq	CHUB	1	100.0	100.0	4	19	9	2	0	0	0	0	0	0	0	0	0	0	0	0	0	0	0	0	0	0	0
Referral Hq	CHUK	1	100.0	100.0	0	2	10	0	0	0	0	0	0	0	0	0	0	0	0	0	0	0	0	0	0	0	0
Referral Hq	Rwanda Military H	1	100.0	100.0	0	0	11	0	0	0	0	0	0	0	0	0	0	0	0	0	0	0	0	0	0	0	0
Sub Total		566	89.6	73.5	4534	14575	56005	175	0	79	45	2	0	0	0	0	2	0	14	0	0	15	0	27	1	0	0

EPIDEMIC SURVEILLANCE AND RESPONSE WEEKLY REPORT

Private Health Facilities

Province	Hospital	Expected reports	Completeness (%)	Timeliness (%)	Non bloody Diarrhoea	Flu syndrome	Malaria	Severe Pneumonia for under five years	Acute Flaccid Paralysis	Bloody Diarrhea	Chicken Pox	Cholera	Diphtheria	Epidemic Typhus	Food poisoning	Hemorrhagic fever	Measles	Meningitis	Mumps	Neonatal tetanus	Plague	dog bites (Rabies exposure)	Rubella	Typhoid fever	Viral Conjunctivitis	Whooping Cough	Yellow fever
East	Gahini	3	66.7	66.7	5	11	11	0	0	0	0	0	0	0	0	0	0	0	0	0	0	0	0	0	0	0	0
East	Kibungo	1	100.0	0.0	4	6	3	0	0	0	0	0	0	0	0	0	0	0	0	0	0	0	0	0	0	0	0
East	Kirehe	1	0.0	0.0	0	0	0	0	0	0	0	0	0	0	0	0	0	0	0	0	0	0	0	0	0	0	0
East	Kiziguro	3	0.0	0.0	0	0	0	0	0	0	0	0	0	0	0	0	0	0	0	0	0	0	0	0	0	0	0
East	Nyagatare	17	17.6	11.8	4	6	1	0	0	0	0	0	0	0	0	0	0	0	0	0	0	0	0	0	0	0	0
East	Nyamata	1	0.0	0.0	0	0	0	0	0	0	0	0	0	0	0	0	0	0	0	0	0	0	0	0	0	0	0
East	Rwamagana	4	0.0	0.0	0	0	0	0	0	0	0	0	0	0	0	0	0	0	0	0	0	0	0	0	0	0	0
East	Rwinkwavu	2	0.0	0.0	0	0	0	0	0	0	0	0	0	0	0	0	0	0	0	0	0	0	0	0	0	0	0
Kigali City	Kibagabaga	30	26.7	20.0	35	201	83	0	0	0	2	0	0	0	0	0	0	0	0	2	0	0	0	0	0	0	0
Kigali City	Masaka	20	30.0	25.0	20	47	33	0	0	0	0	0	0	0	0	0	0	0	0	0	0	0	0	0	0	0	0
Kigali City	Muhima	28	25.0	14.3	10	31	21	0	0	0	0	0	0	0	0	0	0	0	0	0	0	0	0	0	0	0	0
North	Butaro	1	100.0	100.0	1	5	0	0	0	0	0	0	0	0	0	0	0	0	0	0	0	0	0	0	0	0	0
North	Byumba	3	0.0	0.0	0	0	0	0	0	0	0	0	0	0	0	0	0	0	0	0	0	0	0	0	0	0	0
North	Kinshira	1	0.0	0.0	0	0	0	0	0	0	0	0	0	0	0	0	0	0	0	0	0	0	0	0	0	0	0
North	Ruhengeri	3	33.3	33.3	2	14	1	0	0	0	0	0	0	0	0	0	0	0	0	0	0	0	0	0	0	0	0
South	Gakoma	1	100.0	100.0	0	0	0	0	0	0	0	0	0	0	0	0	0	0	0	0	0	0	0	0	0	0	0
South	Kabgayi	4	0.0	0.0	4	31	101	1	0	0	0	0	0	0	0	0	0	0	0	0	0	0	0	0	0	0	0
South	Kabutare	2	0.0	0.0	0	0	0	0	0	0	0	0	0	0	0	0	0	0	0	0	0	0	0	0	0	0	0
South	Kigeme	2	100.0	50.0	3	1	0	1	0	0	0	0	0	0	0	0	0	0	0	0	0	0	0	0	0	0	0
South	Munini	1	100.0	100.0	0	1	1	0	0	0	0	0	0	0	0	0	0	0	0	0	0	0	0	0	0	0	0
South	Nyanza	1	0.0	0.0	0	0	0	0	0	0	0	0	0	0	0	0	0	0	0	0	0	0	0	0	0	0	0
South	Remera Rukoma	3	0.0	0.0	0	0	0	0	0	0	0	0	0	0	0	0	0	0	0	0	0	0	0	0	0	0	0
South	Ruhango	4	0.0	0.0	8	0	16	0	0	0	0	0	0	0	0	0	0	0	0	0	0	0	0	0	0	0	0
West	Bushenge	1	100.0	100.0	9	3	1	1	0	0	0	0	0	0	0	0	0	0	0	0	0	0	0	0	0	0	0
West	Gihundwe	2	50.0	50.0	3	10	8	1	0	0	0	0	0	0	0	0	0	0	0	0	0	0	0	0	0	0	0
West	Gisenyi	9	33.3	11.1	20	13	18	2	0	0	0	0	0	0	0	0	0	0	0	1	0	0	0	0	0	0	0
West	Kabaya	2	0.0	0.0	0	0	0	0	0	0	0	0	0	0	0	0	0	0	0	0	0	0	0	0	0	0	0
West	Mibilizi	3	66.7	33.3	17	44	7	0	0	0	0	0	0	0	0	0	0	0	0	0	0	0	0	0	0	0	0
West	Muhororo	1	100.0	100.0	2	7	1	0	0	0	0	0	0	0	0	0	0	0	0	0	0	0	0	0	0	0	0
West	Shyira	1	0.0	0.0	0	0	0	0	0	0	0	0	0	0	0	0	0	0	0	0	0	0	0	0	0	0	0
Sub Total		154	26.0	18.2	147	431	306	6	0	0	2	0	0	0	0	0	0	0	0	3	0	0	0	0	0	0	0