



SUMMARY

I. COMPLETENESS AND TIMELINESS

- For Public Health Facilities Completeness: 95.8 % Timeliness: 74.8 %
- For Privates Health Facilities Completeness: 37.3 % Timeliness: 29.8 %
- Overall Completeness: 82.6 % Timeliness: 64.6 %

The low timeliness is observed in catchment area of Kabutare and Kirinda hospitals with less than 50% while in Gahini, Kinihira, Ruli, Kibilizi and Muhororo Hospitals timeliness is 100%.

II. Cases reported by Public and Private HFs:

- **Malaria:** 36,794 cases
- **Flu syndrome:** 13,382 cases
- **Non-bloody Diarrhoea:** 5,196 cases
- **Severe Pneumonia in children under five years:** 129 cases
- **Bloody diarrhoea:** 96 cases
- **Chicken pox:** 48 cases
- **Mumps:** 31 cases
- **Cholera:** 20 cases of Cholera were notified including 14 cases from Nkanka HC and 3 cases from Nkombo HC in Rusizi district and 3 cases from Kibogora hospital

EPIDEMIC SURVEILLANCE AND RESPONSE WEEKLY REPORT

Week 40 from 02nd to 08th October, 2017



A Healthy People. A Wealthy nation

RWANDA
BIOMEDICAL
CENTER

ESR Division

HIGHLIGHT OF THE WEEK:

1. Trend of four priority diseases with highest morbidity in 2017:

The figure shows the trend of cases of the highest morbidity through e-IDSR notified during the last 40 weeks, those include Malaria, Influenza like illness, Non blood diarrhea and severe pneumonia under five years. **Continue on P. 2**

2. Update on Bloody diarrhea cases in Kiziba camp: Since week 31, Kiziba camp is notifying the high number of bloody diarrhea cases. The Figure shows the trend of cases since week 27 to week 40 in Kiziba camp health facility. **Continue on P. 3**

III. Deaths reported nationally: 15 deaths notified countrywide

- Eleven deaths due to **Malaria** were notified including three deaths from Kibuye, two deaths from Mibilizi, one death each from Nyamata, Muhima, Rwinkwavu, Kibagabaga, Kibogora and Ruhango hospitals
- Two deaths due to **severe pneumonia under five years old** were notified from Kibungo and Gihundwe hospitals one death each
- Two deaths due to **Non Bloody diarrhea** were notified each death from Kibagabaga and Nyagatare hospitals

• **Measles:** 7 suspected cases of measles were notified one case each from Kivuye HC of Butaro hospital, Ruhaha HC of Nyamata Hospital, Rutsiro HC of Murunda hospital, Cyondo HC and Rurenge HC of Nyagatare hospital, Gatenga HC of Masaka hospital and Biryogo HC of Muhima hospital.

• **Meningococcal meningitis:** Two suspected cases were notified from Ngarama hospital

• **Dog bites (rabies exposure):** 8 cases of dog bites (rabies exposure) were notified including two cases from Ruli hospital and one case each from Byumba, Nemba, Masaka, Kibogora hospitals, Busasamana HC of Gisenyi hospital and Nkanka HC of Gihundwe hospital

• **Rubella:** Two suspected case of Rubella was notified from Mushishiro HC of Kabgayi hospital.

• **Typhoid fever:** 50 suspected cases of Typhoid fever were notified including 31 cases from Gicumbi district including 24 cases from Byumba hospital, six cases from Kigogo HC and one case from Muko HC and 19 cases from Mahama refugee camp.

Editorial team: Dr J. Nyamusore, Dr L. Hakizimana, Dr J. Omolo, A. Kabaja, E. Nshimiyimana, H. Balisanga, F. Nizeyimana, A. Mutoni, A. Kapiteni, L. Ruyange, M. Utamuliza



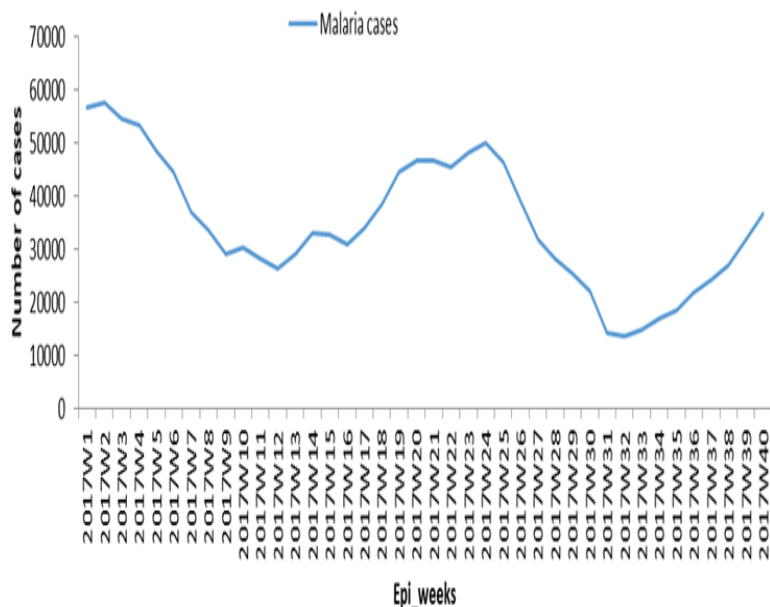
A Healthy People. A Wealthy nation

RWANDA
BIOMEDICAL
CENTER

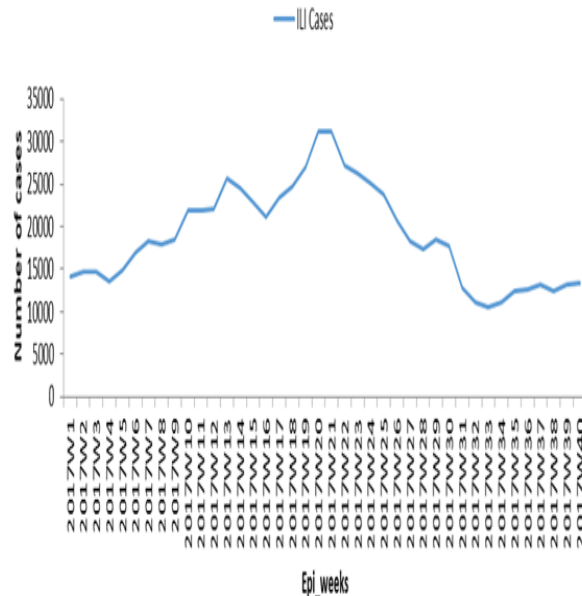
EPIDEMIC SURVEILLANCE AND RESPONSE WEEKLY REPORT

1. High Morbidity diseases for the last 40 weeks, 2017

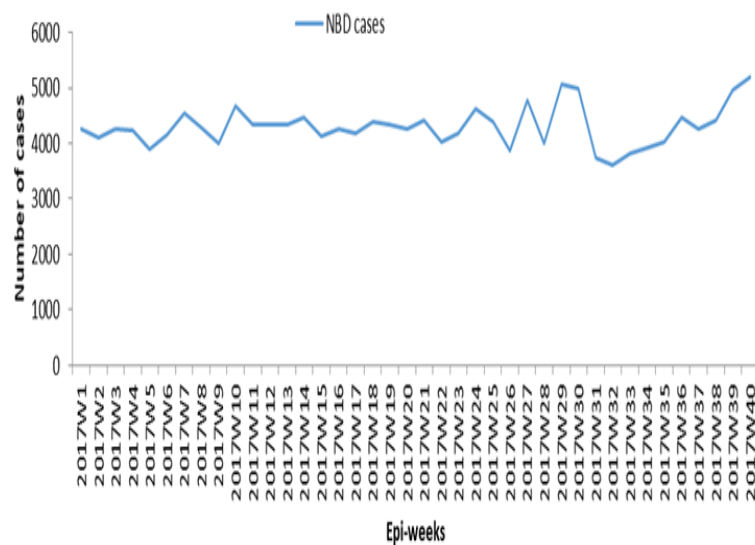
Trend of Malaria cases through e-IDSR since January 2017



Trend of ILI Cases through e-IDSR since January 2017



Trend of NBD cases through e-IDSR since January 2017



Trend of Severe pneumonia through e-IDSR since January 2017

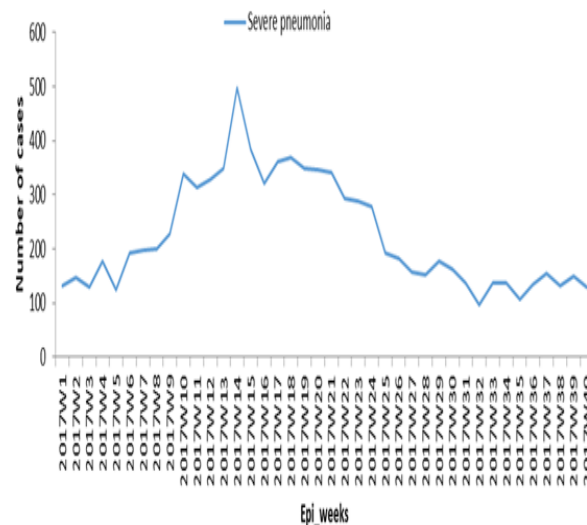
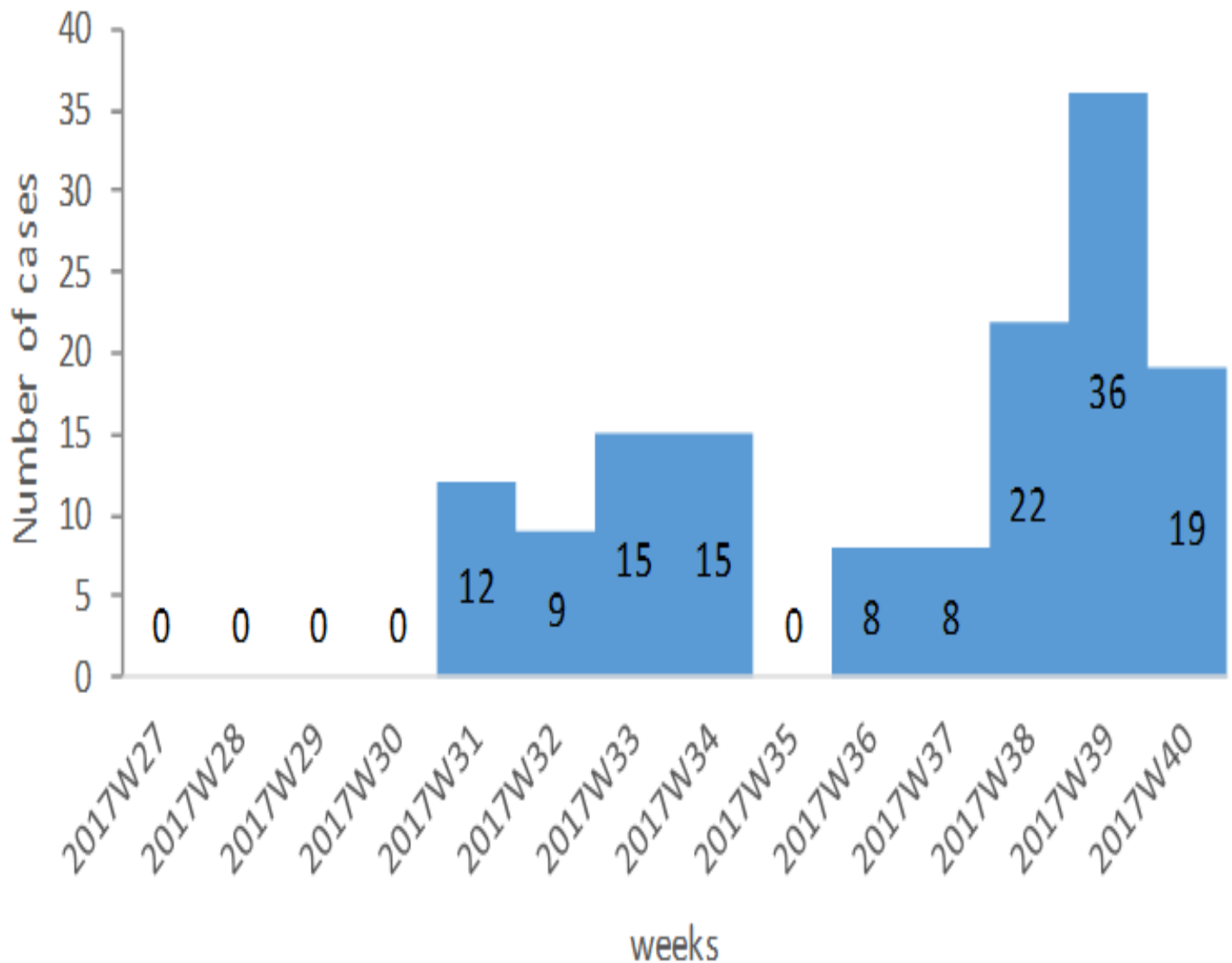


Figure 2. High morbidity diseases through e-IDSR in Rwanda

Source: Rwanda e-IDSR

2. Bloody diarrhea cases from w27 to week 40 in Kiziba camp

Bloody diarrhea cases for the last 14 weeks in Kiziba camp



Source: Rwanda e-IDSR

3.Cholera:

☐ **Rusizi District:** Following the ongoing outbreak of cholera in Nkombo sector and neibgouring sectors, the following is an update of cases notified ever week from Rusizi district.

Table 1. Notified cases of Cholera from Rusizi district since August 2017

Epi_weeks	Number of
2017W30	0
2017W31	0
2017W32	1
2017W33	4
2017W34	16
2017W35	22
2017W36	15
2017W37	14
2017W38	21
2017W39	7
2017W40	13
Total	113

Source:e-IDSR

Table 2: THE FOLLOWING 21 PUBLIC HEALTH FACILITIES DIDN'T SUBMIT THEIR REPORTS IN WEEK 40/2017

Province	Hospital	Facility Name
East	Kirehe	Mahama Refugee Camp HC
East	Nyagatare	Nyagatare Prison
East	Rwamagana	Prison Nsinda Pris
Kigali City	Kibagabaga	Gikomero II CS
Kigali City	Kibagabaga	Prison Kimironko(Remera Pris)
Kigali City	Muhima	PCK(Gitega Pris)
North	Nemba	Rutake CS
North	Ruhengeri	Musanze CS
North	Ruhengeri	Shingiro CS
North	Ruli	Coko (ruli) CS
North	Rutongo	Remera-mbogo CS
South	Gakoma	Gakoma DH
South	Kabutare	Rango CS
South	Kabutare	Simbi CS
South	Nyanza	Cyaratsi CS
South	Nyanza	Mweya CS
South	Nyanza	Prison Mpanga Pris (nyanza)
West	Kabaya	Hindiro CS
West	Kibuye	Bisesero (karongi) CS
West	Kirinda	Biguhu CS
West	Shyira	Arusha CS

EPIDEMIC SURVEILLANCE AND RESPONSE WEEKLY REPORT

Table 3. CASES NOTIFIED DURING WEEK 40, 2017

Public health facilities																										
Province	Hospital	Completeness (%)	Timeliness (%)	Non bloody Diarrhoea	Flu syndrome	Malaria	Severe Pneumonia for under five years	Acute Flaccid Paralysis	Bloody Diarrhea	Chicken Pox	Cholera	Diphtheria	Epidemic Typhus	Food poisoning	Hemorrhagic fever	Measles	Meningitis	Mumps	Neonatal tetanus	Plague	dog bites (Rabies exposure)	Rubella	Typhoid fever	Viral Conjunctivitis	Whooping Cough	Yellow fever
East	Gahini	100.0	100.0	62	110	840	0	0	0	0	0	0	0	0	0	0	0	0	0	0	0	0	0	0	0	0
East	Kibungo	100.0	92.9	109	59	4111	2	0	0	2	0	0	0	0	0	0	0	0	0	0	0	0	0	0	0	0
East	Kirehe	94.4	64.7	281	973	745	16	0	5	7	0	0	0	0	0	0	0	0	0	0	0	0	19	0	0	0
East	Kiziguro	100.0	69.2	148	320	339	1	0	0	0	0	0	0	0	0	0	0	0	0	0	0	0	0	0	0	0
East	Ngarama	100.0	62.5	77	435	199	2	0	1	0	0	0	0	0	0	0	2	0	0	0	0	0	0	0	0	0
East	Nyagatare	95.5	71.4	203	212	167	3	0	2	6	0	0	0	0	0	2	0	0	0	0	0	0	0	0	0	0
East	Nyamata	100.0	76.5	214	623	4837	4	0	0	0	0	0	0	0	0	1	0	0	0	0	0	0	0	0	0	0
East	Rwamagana	93.8	66.7	206	1037	1378	2	0	1	2	0	0	0	0	0	0	0	0	0	0	0	0	0	0	0	0
East	Rwinkwavu	100.0	75.0	89	87	679	1	0	3	0	0	0	0	0	0	0	0	0	0	0	0	0	0	0	0	0
Kigali City	Kibagabaga	89.5	88.2	225	651	693	4	0	3	0	0	0	0	0	0	0	0	0	0	0	0	0	0	0	0	0
Kigali City	Masaka	100.0	90.9	57	206	687	0	0	0	2	0	0	0	0	0	1	0	0	0	0	1	0	0	0	0	0
Kigali City	Muhima	91.7	63.6	103	350	636	3	0	8	2	0	0	0	0	0	1	0	0	0	0	0	0	0	0	0	0
North	Butaro	100.0	80.0	173	230	91	2	0	9	2	0	0	0	0	0	1	0	11	0	0	0	0	0	0	0	0
North	Byumba	100.0	76.9	135	610	112	5	0	0	1	0	0	0	0	0	0	0	15	0	0	1	0	31	0	0	0
North	Kinshira	100.0	100.0	73	17	28	3	0	0	0	0	0	0	0	0	0	0	0	0	0	0	0	0	0	0	0
North	Nemba	87.5	85.7	95	66	108	0	0	2	2	0	0	0	0	0	0	0	1	0	0	1	0	0	0	0	0
North	Ruhengeri	88.2	73.3	130	444	61	8	0	2	0	0	0	0	0	0	0	0	0	0	0	0	0	0	0	0	0
North	Ruli	88.9	100.0	39	123	192	3	0	5	1	0	0	0	0	0	0	0	0	0	0	2	0	0	0	0	0
North	Rutongo	92.3	83.3	114	322	238	1	0	0	0	0	0	0	0	0	0	0	0	0	0	0	0	0	0	0	0
South	Gakoma	83.3	80.0	94	184	1919	0	0	0	2	0	0	0	0	0	0	0	0	0	0	0	0	0	0	0	0
South	Gitwe	100.0	55.6	30	44	1031	1	0	0	0	0	0	0	0	0	0	0	0	0	0	0	0	0	0	0	0
South	Kabgayi	100.0	77.8	97	535	921	6	0	0	3	0	0	0	0	0	0	0	1	0	0	0	2	0	0	0	0
South	Kabutare	83.3	40.0	86	295	384	4	0	6	0	0	0	0	0	0	0	0	0	0	0	0	0	0	0	0	0
South	Kaduha	100.0	70.0	44	214	205	3	0	0	0	0	0	0	0	0	0	0	0	0	0	0	0	0	0	0	0
South	Kibilizi	100.0	100.0	110	240	2449	4	0	12	2	0	0	0	0	0	0	0	0	0	0	0	0	0	0	0	0
South	Kigeme	100.0	75.0	66	359	418	3	0	3	0	0	0	0	0	0	0	0	0	0	0	0	0	0	0	0	0
South	Munini	100.0	94.1	101	463	556	0	0	1	3	0	0	0	0	0	0	0	0	0	0	0	0	0	0	0	0
South	Nyanza	83.3	73.3	149	292	909	5	0	5	6	0	0	0	0	0	0	0	1	0	0	0	0	0	0	0	0
South	Remera Rukoma	100.0	76.9	53	497	1896	3	0	0	2	0	0	0	0	0	0	0	0	0	0	0	0	0	0	0	0
South	Ruhango	100.0	87.5	34	263	1994	2	0	0	0	0	0	0	0	0	0	0	0	0	0	0	0	0	0	0	0
West	Bushenge	100.0	87.5	66	242	627	0	0	0	0	0	0	0	0	0	0	0	0	0	0	0	0	0	0	0	0
West	Gihundwe	100.0	77.8	134	362	697	5	0	1	2	17	0	0	0	0	0	0	0	0	0	1	0	0	0	0	0
West	Gisenyi	100.0	69.2	203	398	146	7	0	0	0	0	0	0	0	0	0	0	0	0	0	1	0	0	0	0	0
West	Kabaya	85.7	66.7	31	86	81	0	0	0	0	0	0	0	0	0	0	0	0	0	0	0	0	0	0	0	0
West	Kibogora	100.0	92.9	182	274	1435	1	0	0	0	3	0	0	0	0	0	0	0	0	0	1	0	0	0	0	0
West	Kibuye	91.7	81.8	95	131	510	0	0	24	0	0	0	0	0	0	0	0	0	0	0	0	0	0	0	0	0
West	Kirinda	83.3	20.0	35	112	350	1	0	0	0	0	0	0	0	0	0	0	0	0	0	0	0	0	0	0	0
West	Mibilizi	100.0	81.8	95	66	1850	2	0	0	0	0	0	0	0	0	0	0	0	0	0	0	0	0	0	0	0
West	Mugonero	100.0	85.7	33	148	374	9	0	0	0	0	0	0	0	0	0	0	0	0	0	0	0	0	0	0	0
West	Muhororo	100.0	100.0	67	127	146	0	0	0	0	0	0	0	0	0	0	0	0	0	0	0	0	0	0	0	0
West	Murunda	100.0	88.9	233	223	582	5	0	0	0	0	0	0	0	0	1	0	0	0	0	0	0	0	0	0	0
West	Shyira	93.8	66.7	123	378	42	2	0	2	0	0	0	0	0	0	0	0	0	0	0	0	0	0	0	0	0
Referral hq	CHUB	100.0	100.0	13	12	8	0	0	0	0	0	0	0	0	0	0	0	0	0	0	0	0	0	0	0	0
Referral hq	CHUK	100.0	100.0	4	3	10	0	0	0	0	0	0	0	0	0	0	0	0	0	0	0	0	0	0	0	0
Referral hq	Rwanda Military H	100.0	0.0	0	0	5	0	0	0	0	0	0	0	0	0	0	0	0	0	0	0	0	0	0	0	0
Sub Total		95.8	78.0	4694	12808	35663	123	0	95	47	20	0	0	0	0	7	2	29	0	0	8	2	50	0	0	0

EPIDEMIC SURVEILLANCE AND RESPONSE WEEKLY REPORT

P. 7

Private Health Facilities Completeness 37.3 % Timeliness 29.8%

Province	Hospital	Non bloody Diarrhoea	Flu syndrome	Malaria	Severe Pneumonia for under five years	Acute Flaccid Paralysis	Bloody Diarrhea	Chicken Pox	Cholera	Diphtheria	Epidemic Typhus	Food poisoning	Hemorrhagic fever	Measles	Meningitis	Mumps	Neonatal tetanus	Plague	dog bites (Rabies exposure)	Rubella	Typhoid fever	Viral Conjunctivitis	Whooping Cough	Yellow fever
East	Gahini	2	2	7	0	0	0	0	0	0	0	0	0	0	0	0	0	0	0	0	0	0	0	0
East	Kibungo	312	17	853	0	0	0	0	0	0	0	0	0	0	0	0	0	0	0	0	0	0	0	0
East	Kirehe	0	0	0	0	0	0	0	0	0	0	0	0	0	0	0	0	0	0	0	0	0	0	0
East	Kiziguro	0	0	0	0	0	0	0	0	0	0	0	0	0	0	0	0	0	0	0	0	0	0	0
East	Ngarama	0	0	0	0	0	0	0	0	0	0	0	0	0	0	0	0	0	0	0	0	0	0	0
East	Nyagatare	1	2	1	0	0	0	0	0	0	0	0	0	0	0	0	0	0	0	0	0	0	0	0
East	Nyamata	14	52	5	0	0	0	0	0	0	0	0	0	0	0	0	0	0	0	0	0	0	0	0
East	Rwamagana	0	0	0	0	0	0	0	0	0	0	0	0	0	0	0	0	0	0	0	0	0	0	0
East	Rwinkwavu	0	0	0	0	0	0	0	0	0	0	0	0	0	0	0	0	0	0	0	0	0	0	0
Kigali City	Kibagabaga	85	274	79	0	0	1	0	0	0	0	0	0	0	0	1	0	0	0	0	0	0	0	0
Kigali City	Masaka	8	32	33	0	0	0	0	0	0	0	0	0	0	0	0	0	0	0	0	0	0	0	0
Kigali City	Muhima	16	79	31	4	0	0	0	0	0	0	0	0	0	0	0	0	0	0	0	0	0	0	0
North	Butaro	0	0	0	0	0	0	0	0	0	0	0	0	0	0	0	0	0	0	0	0	0	0	0
North	Byumba	0	0	0	0	0	0	0	0	0	0	0	0	0	0	0	0	0	0	0	0	0	0	0
North	Kinshira	0	0	0	0	0	0	0	0	0	0	0	0	0	0	0	0	0	0	0	0	0	0	0
North	Nemba	0	0	0	0	0	0	0	0	0	0	0	0	0	0	0	0	0	0	0	0	0	0	0
North	Ruhengeri	10	26	3	0	0	0	0	0	0	0	0	0	0	0	0	0	0	0	0	0	0	0	0
North	Rutongo	0	0	0	0	0	0	0	0	0	0	0	0	0	0	0	0	0	0	0	0	0	0	0
South	Gakoma	0	0	1	0	0	0	0	0	0	0	0	0	0	0	0	0	0	0	0	0	0	0	0
South	Gitwe	0	0	0	0	0	0	0	0	0	0	0	0	0	0	0	0	0	0	0	0	0	0	0
South	Kabagayi	27	53	70	0	0	0	0	0	0	0	0	0	0	0	0	0	0	0	0	0	0	0	0
South	Kabutare	0	0	0	0	0	0	0	0	0	0	0	0	0	0	0	0	0	0	0	0	0	0	0
South	Kaduha	0	0	0	0	0	0	0	0	0	0	0	0	0	0	0	0	0	0	0	0	0	0	0
South	Kigeme	0	0	0	0	0	0	0	0	0	0	0	0	0	0	0	0	0	0	0	0	0	0	0
South	Munini	1	4	0	0	0	0	0	0	0	0	0	0	0	0	0	0	0	0	0	0	0	0	0
South	Nyanza	0	0	0	0	0	0	0	0	0	0	0	0	0	0	0	0	0	0	0	0	0	0	0
South	Remera Rukoma	0	0	0	0	0	0	0	0	0	0	0	0	0	0	0	0	0	0	0	0	0	0	0
South	Ruhango	0	0	0	0	0	0	0	0	0	0	0	0	0	0	0	0	0	0	0	0	0	0	0
West	Bushenge	1	1	1	0	0	0	0	0	0	0	0	0	0	0	0	0	0	0	0	0	0	0	0
West	Gihundwe	5	11	13	2	0	0	0	0	0	0	0	0	0	0	0	0	0	0	0	0	0	0	0
West	Gisenyi	19	17	32	0	0	0	1	0	0	0	0	0	0	0	1	0	0	0	0	0	0	0	0
West	Kabaya	0	0	0	0	0	0	0	0	0	0	0	0	0	0	0	0	0	0	0	0	0	0	0
West	Kibuye	0	0	0	0	0	0	0	0	0	0	0	0	0	0	0	0	0	0	0	0	0	0	0
West	Mibilizi	0	0	0	0	0	0	0	0	0	0	0	0	0	0	0	0	0	0	0	0	0	0	0
West	Muhororo	1	4	2	0	0	0	0	0	0	0	0	0	0	0	0	0	0	0	0	0	0	0	0
West	Shyira	0	0	0	0	0	0	0	0	0	0	0	0	0	0	0	0	0	0	0	0	0	0	0
Sub Total		502	574	1131	6	0	1	1	0	0	0	0	0	0	0	2	0	0	0	0	0	0	0	0