

WEEKLY EPIDEMIOLOGICAL BULLETIN

Week 07: 13th to 19th Feb 2023

Released on: 23th February 2023



PUBLIC HEALTH SURVEILLANCE & EMERGENCY PREPAREDNESS AND RESPONSE DIVISION

Editorial message

Effective and efficient Integrated Disease Surveillance and Response (IDSR) systems contribute to the reduction of morbidity, disability and mortality from disease outbreaks and health emergencies.

This weekly bulletin presents the epidemiological status of the diseases under surveillance in Rwanda. These data are useful to trigger a rapid response for rapid impact, actions and results oriented, a proactive preparedness, risk mitigation and prevention, intelligence, real-time information, and communication for decision making.

Editorial board

Surveillance Unit, Outbreak Preparedness and Response Unit, Food and Waterborne Diseases Unit, Avian Influenza and Highly Pathogenic Diseases Unit, One health Unit

Overview

This Weekly Bulletin focuses on diseases under surveillance in Rwanda. This week's articles cover:

- ☞ Reports completeness
- ☞ Reports timeliness
- ☞ Trend of weekly reportable diseases
- ☞ Distribution of Immediate reportable diseases
- ☞ COVID-19 situation
- ☞ Reported deaths
- ☞ Events reported in electronic community-based surveillance (e-CBS)
- ☞ Health facilities that did not report

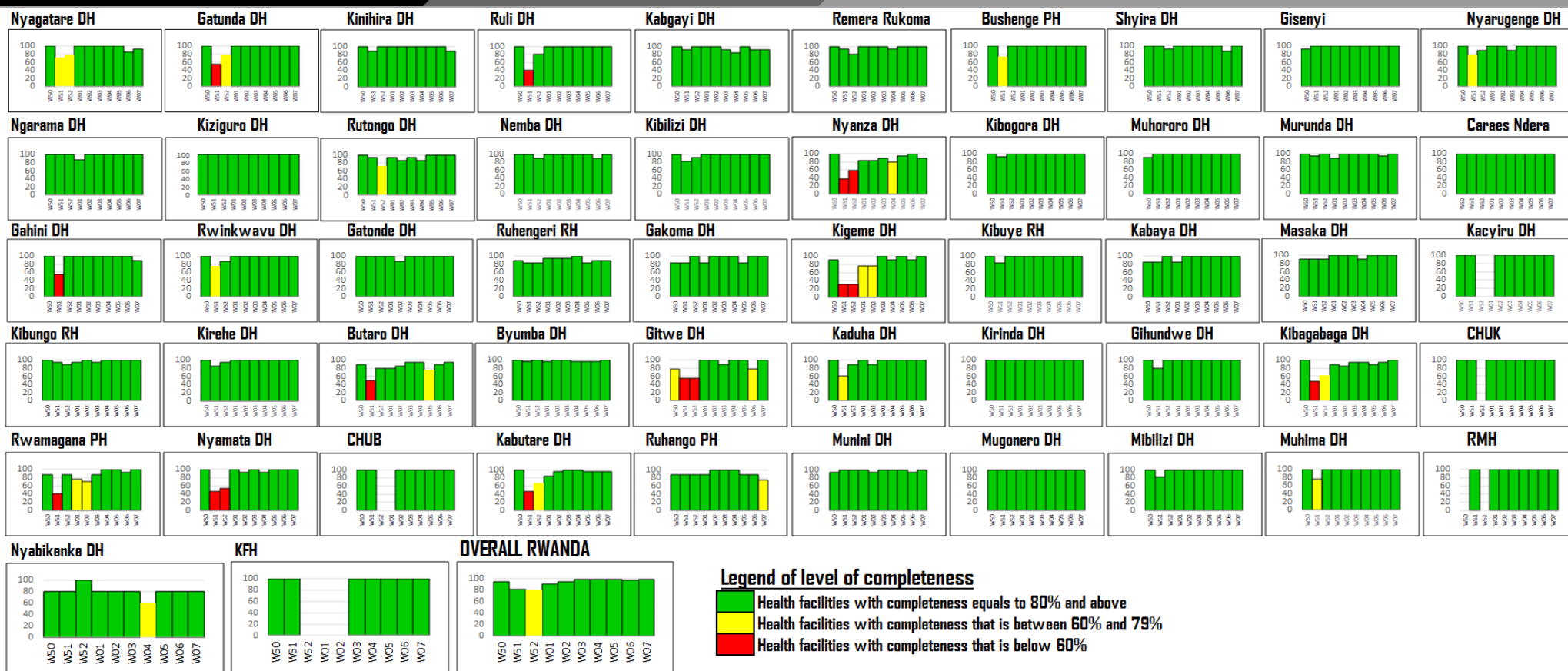
TREND OF IDSR REPORTS COMPLETENESS

(Previous 10 weeks: Wk 50/2022 – Wk 07/2023)

OVERALL

RWANDA

Completeness – Wk 07/2023: 98%



Completeness is calculated as the proportion of received reports over expected reports by week in a catchment area

Observation: During this week 07/2023, the overall IDSR reports completeness was 98%. However, Ruhango Provincial Hospital had a low rate of completeness (between 60 and 79%), while others have the completeness $\geq 80\%$. This hospital has to report all required reports.

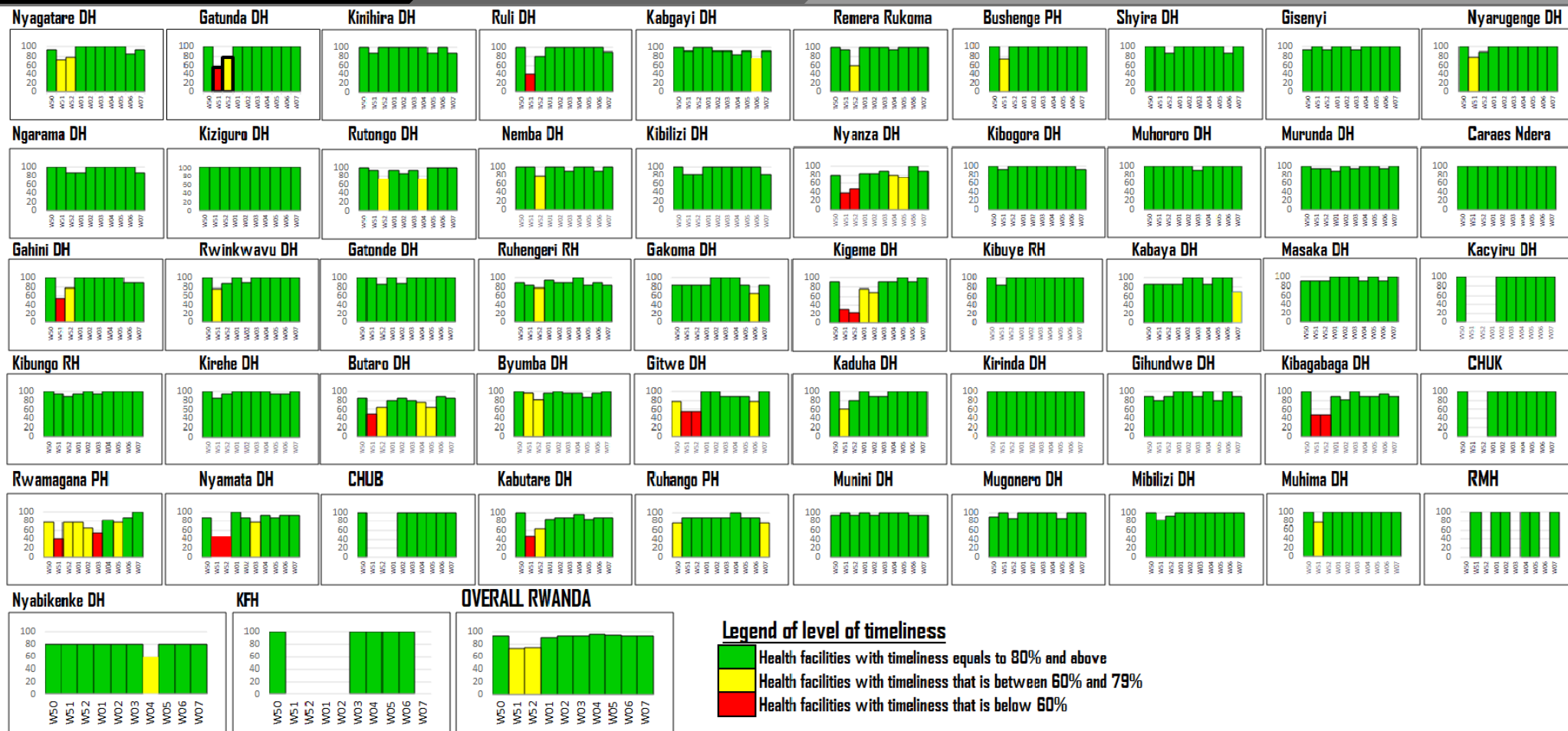
TREND OF IDSR REPORTS TIMELINESS

(Previous 10 weeks: Wk50/2022 – Wk07/2023)

OVERALL

RWANDA

Timeliness – Wk 07/2023: 95%



Timeliness is calculated as the proportion of received reports on time over the expected reports by week in a catchment area

Observation: During this week 07/2023, the overall IDSR reports timeliness was 95%. However, some Hospitals had a low rate of timeliness (between 60% and 79%): Kabaya DH and Ruhango PH, while King Faysal hospital had a very low timeliness (below 60%). These hospitals have to report all required reports on time (on Monday before 12:00).

IDSR WEEKLY REPORTABLE DISEASES – week50/2022 to week 07/2023

Non-Bloody Diarrhea cases

Wk50/2022 –
Wk07/2023: 32,022
Wk07: 3,621

Flu syndrome cases

Wk50/2022 –
Wk07/2023:
160,373
Wk07:18,445

Malaria cases

Wk50/2022 –
Wk07/2023:20,493
Wk07: 2,042

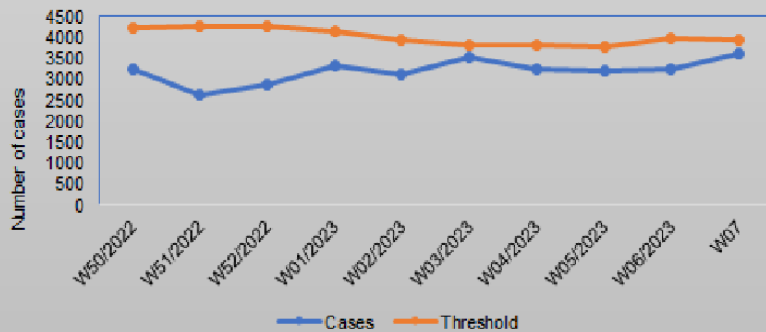
Severe Pneumonia cases

Wk50/2022 –
Wk07/2023: 4,234
Wk07: 549

Rabies exposure (Dog bite) cases:

Wk50/2022 –
Wk07/2023: 235
Wk07:23

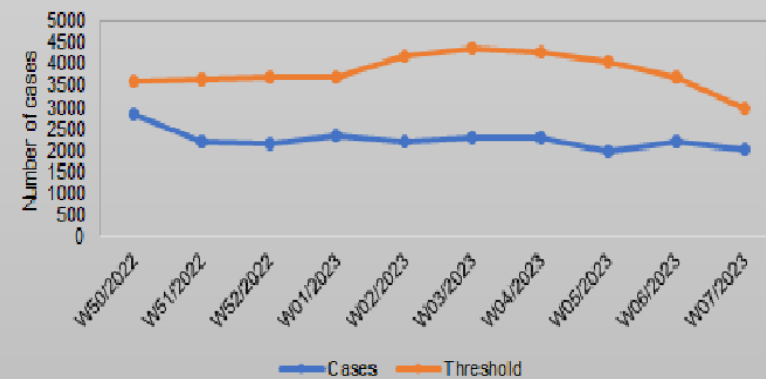
Trend of Non Bloody Diarrhea cases for under 5 years old (Wk50/2022 - Wk07/2023)



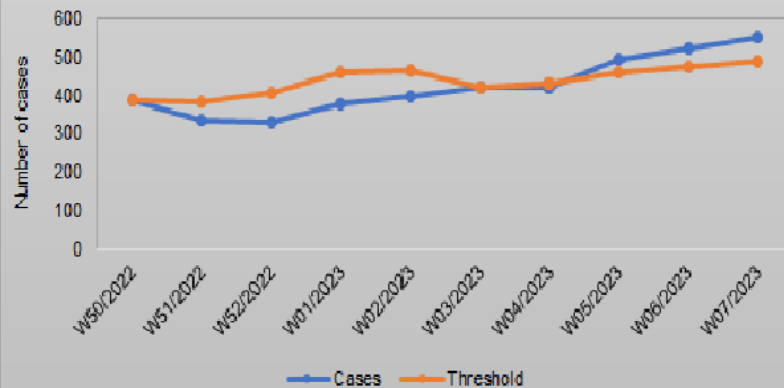
Trend of Flu syndrome cases in Rwanda (Wk50/2022 - Wk07/2023)



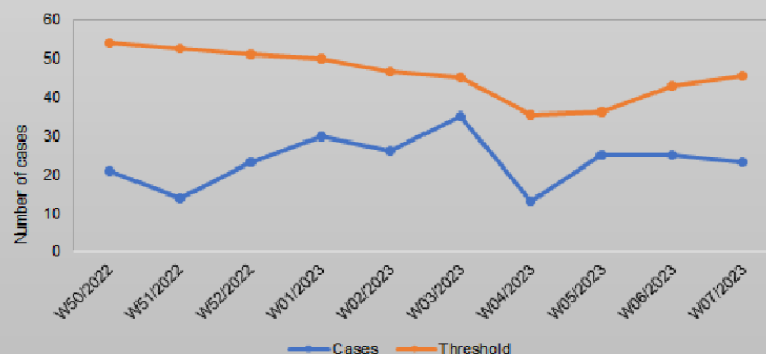
Trend of Malaria cases in Rwanda (Wk50/2022 - Wk07/2023)



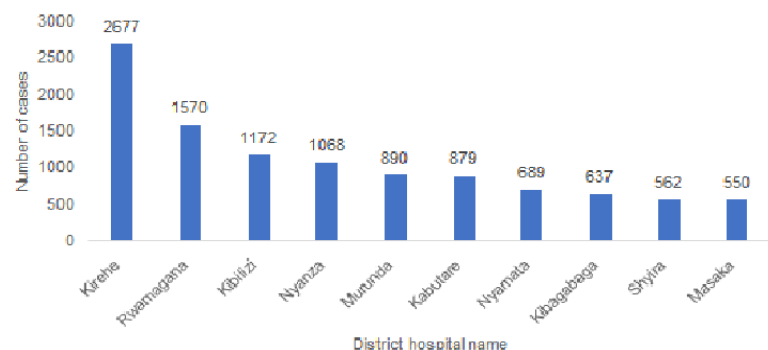
Trend of Severe Pneumonia cases in Rwanda (Wk50/2022 - Wk07/2023)



Rabies exposure(dog bite) in Rwanda wk 50/2022 to wk 07/2023



Distribution of Flu syndrome in top 10 district hospitals in week 7_2023



In week 07/2023, for 8 weekly reportable diseases, data analysis showed that Flu syndrome and Severe Pneumonia crossed the thresholds. Brucellosis and Trypanosomiasis had not any case to report. The distribution of flu syndrome cases in top 10 DHs showed that Kirehe DH had the highest number(2677cases), therefore some samples were collected and sent to NRL for testing in order to detect possible Influenza disease. Further investigation was needed for severe pneumonia.

IDSR IMMEDIATE REPORTABLE DISEASES

Week 07/2023

DH	HF	Bacterial Meningitis	Bloody Diarrhea (Shigellosis)	Cholera	Measles	Typhoid Fever	Severe malaria
Gatonde	Busengo CS	0	0	0	1	0	0
Kabutare	Butare Chu Hnr (huye)	2	0	0	0	1	0
Gisenyi	Gisenyi DH	0	0	1	1	0	0
Gakoma	Gishubi CS	0	3	0	0	0	0
Nemba	Karambo (gakenke) CS	0	1	0	0	0	0
Munini	Kibeho CS	0	0	0	2	0	0
Kiziguro	Kibondo CS	0	2	0	0	0	0
Kigeme	Kitabi CS	0	1	0	0	0	0
Nyagatare	Matimba CS	0	1	0	0	0	0
Munini	Ruheru CS	0	0	0	1	0	0
Nyamata	Ruhuha CS	0	0	0	2	0	0
Ruhengeri	Shingiro CS	0	2	0	0	0	0
Kigeme DH	Kigeme DH	0	0	0	0	0	1
Munini DH	Munini DH	0	0	0	0	0	1
Remera Ru	Remera Rukoma DH	0	0	0	0	0	1
Shyira DH	Shyira DH	0	0	0	0	0	1
	Total	2	10	1	7	5	4

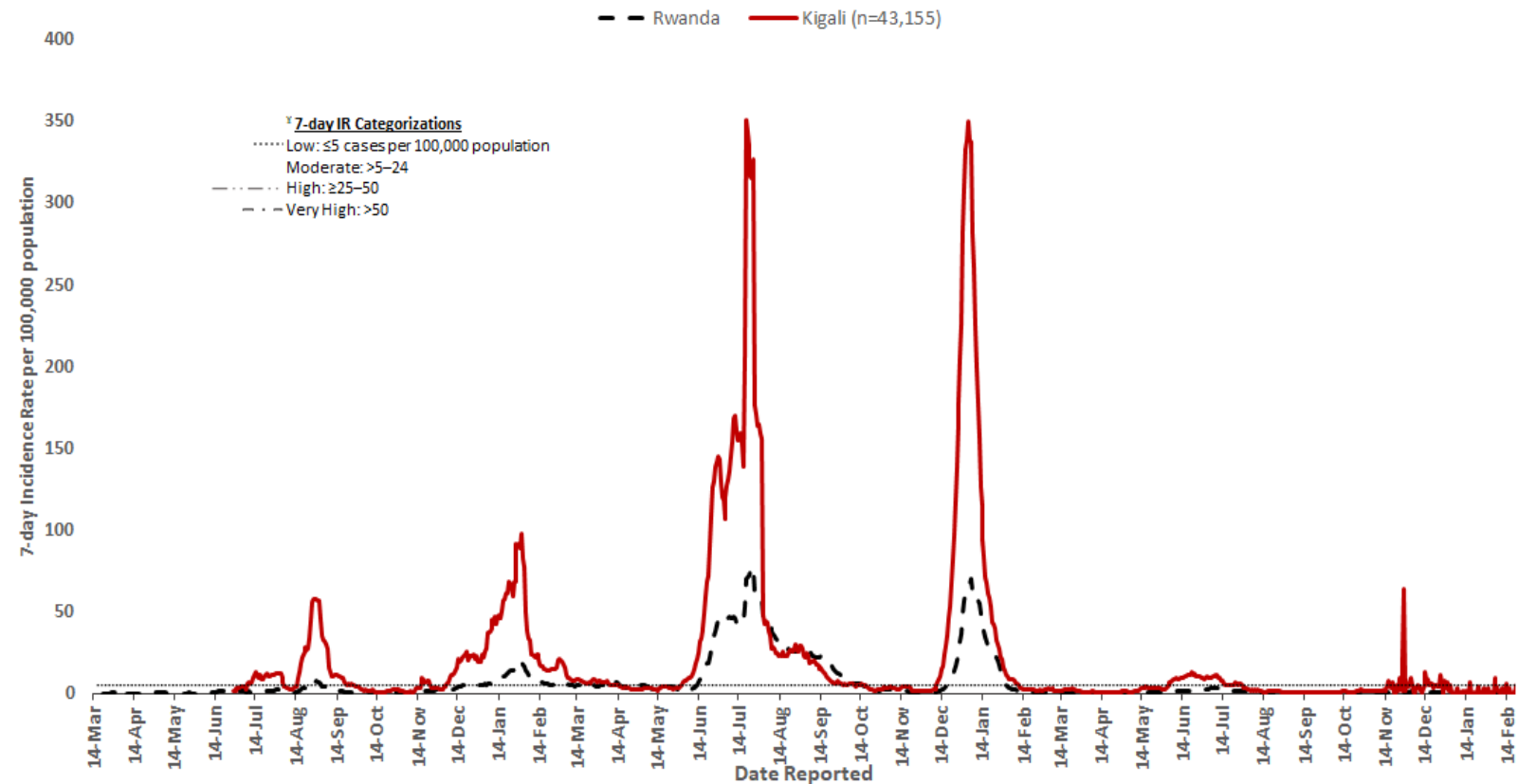
Alerts

Disease	Cases	Alert threshold	Recommendations
Severe malaria	4	1 confirmed case	Investigate and report as soon as possible
Cholera	1	1 suspected case	Investigate and report as soon as possible

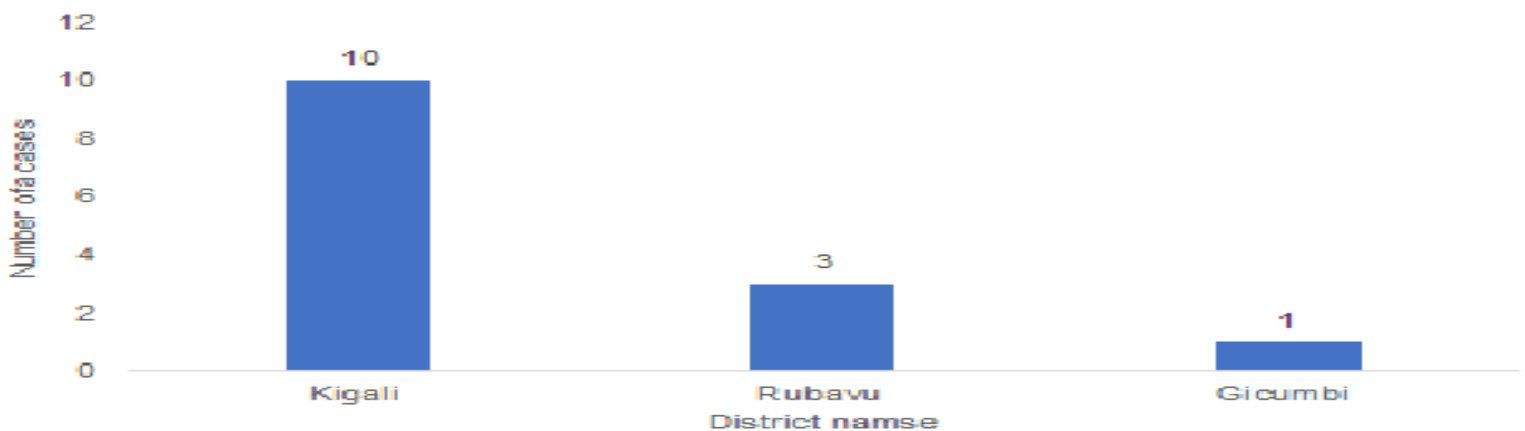
Observation: During week 07/2023, the reported IDSR immediate reportable diseases were Bacterial Meningitis, Bloody diarrhea, Measles, Cholera, Typhoid fever and Severe malaria (they were suspected cases, except severe malaria which was confirmed).

TREND OF INCIDENCE RATE OF COVID-19

COVID-19 Incidence Rate (IR) in Kigali City and Rwanda, March 14, 2020–February 19, 2023

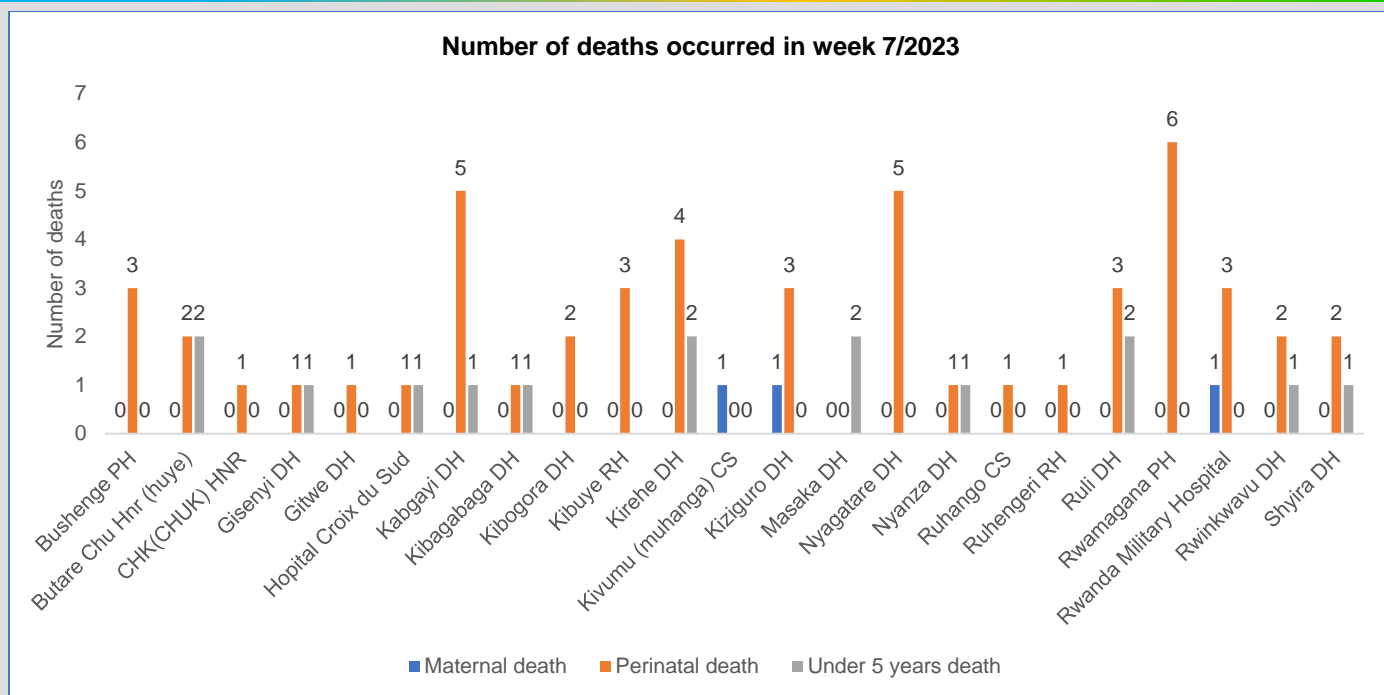


Distribution of Covid19 by district in W7/2023



Observation: During the week 07/2023, The overall incidence rate of Rwanda was 0.1 case per 100,000 population. It was less than previous week (0.4 cases per 100,000 population in week 06) Kigali City, Rubavu and Gicumbi districts presented covid19 cases, while other districts did not have any case in week 07.

SUMMARY OF DEATHS REPORTED THROUGH e-IDSR (Wk 07/2023)



In week 07/2023, perinatal deaths had a highest number (51), especially in Rwamagana PH (6deaths), 15deaths of under 5 years, 3 maternal deaths. The audit should be conducted in health facilities for determining the cause of those deaths and elaborate recommendations for reducing those which should be preventable.

HEALTH FACILITIES THAT DID NOT REPORT IN e-IDSR FOR WEEK 07/2023

Hospital	Health facility names
Butaro	Gatebe CS
Nyabikenke	Gitega (kibangu) CS
Kabutare	Kabutare DH
Ruhango	Kizibere CS
Ruhango	Ruhango PH
Nyanza	Mucubira CS
Nyanza	Ntyazo CS
Ruhengeri	Musanze Prison
Ruhengeri	Nyakinama CS
Nyagatare	Nyakigando (Nyagatare) CS
Kabgayi	Rugendabali CS
Gahini	Rutare (kayonza) CS
Kinihira	Tare CS

TRUE EVENTS REPORTED IN COMMUNITY BASED SURVEILLANCE(e-CBS) IN e-IDSr FOR WEEK 07/2023

Event triggers	AID		DB		HD				HI		Total
Villages	Gisoro	Kirwa	Amizero	Bihembe	Butotori	Kimpara	Nyabizi Iii	Rugagi	Ntarama	Rugarama	
13-Feb	0	1	0	0	0	0	1	0	1	1	4
15-Feb	0	0	0	0	0	1	0	0	0	0	1
16-Feb	0	0	0	0	0	0	0	10	0	0	10
18-Feb	0	0	1	0	0	0	0	0	0	0	1
19-Feb	1	0	0	1	1	0	0	0	0	0	3
Total	1	1	1	1	1	1	1	10	1	1	19

There were 19 events reported and verified in week 7, including 13 human deaths, in which 10 deaths were due to an incident occurred in Rugagi village, Rusororo Sector, Gasabo district, where the house for maize drying was accidentally destroyed on 6th February 2023 and reported on 16th, 2 dog bite (the persons were referred to the health facility and received vaccine) 2 animal deaths and 2 human illnesses.