



## SUMMARY

## I.COMPLETENESS AND TIMELINESS

- For Public Health Facilities:  
Completeness: 97 % Timeliness: 88%
- For Privates Health Facilities:

o Number of health facilities submitted their reports : **110 HF's**  
o Number of health facilities submitted their reports on time: **81 HF's**

## II. Cases reported immediate &amp; weekly at national level:

- **Malaria:** 2, 230 Cases
- **Flu syndrome :** 12, 652 Cases
- **Non-bloody Diarrhoea :** 5, 106 Cases
- **Severe Pneumonia under five years:** 199 Cases
- **Shigellosis:** 12 Suspected Cases
- **Varicella:** 31 Cases
- **Epidemic Typhus:** 1 Cases
- **Measles :** 4 Suspected Cases
- **Mumps:** 15 cases
- **Dog bites/ Rabies Exposure:** 10 Cases
- **Rubella:** 3 Suspected Cases
- **Viral conjunctivitis:** 1 Cases
- **Covid-19:** 177 Cases

# PUBLIC HEALTH SURVEILLANCE, & EMERGENCIES PREPAREDNESS & RESPONSE WEEKLY REPORT

Week 29 from 18th to 24th July , 2022



RWANDA  
BIOMEDICAL  
CENTER  
A Healthy People. A Wealthy nation

PHS&EPR Division

## Highlight of the week:

□ As of July 24th, 2022 , a total of 132, 095 positive cases and 1, 466 deaths due to COVID-19 were reported. Response activities including vaccination are still ongoing ; a total of 9, 145, 535 people received at least one dose including 8, 849, 065 who received two doses and 5, 205, 366 who received three doses. **Cont'd p. 2**

## III. Deaths due to diseases under surveillance

- **covid-19:** Two deaths
- **Severe Pneumonia in children under five :** Two deaths

## □ Completeness and timeliness of reporting by catchment areas in public health facilities:

Province	Catchment area /Hospital	Expected reports	Completeness	Timeliness		Province	Catchment area /Hospital	Expected reports	Completeness	Timeliness
East	Kiziguro	13	100	100		East	Gatunda	9	100	89
North	Gatonde	7	100	100		West	Shyira	17	100	88
North	Kinshira	9	100	100		East	Rwamagana	17	94	88
North	Nemba	9	100	100		East	Kibungo	17	88	88
North	Ruhengeri	18	100	100		East	Ngarama	8	100	88
South	Gakoma	6	100	100		South	Ruhango	8	100	88
South	Kibilizi	11	100	100		West	Kabaya	7	100	86
South	Kigeme	13	100	100		South	Kabgayi	13	100	85
South	Remera Rukoma	14	100	100		West	Murunda	19	100	84
West	Bushenge	8	100	100		South	Munini	17	100	82
West	Gihundwe	10	100	100		East	Nyamata	17	94	82
West	Gisenyi	16	100	100		South	Nyabikenke	5	80	80
West	Kibuye	13	100	100		South	Kabutare	19	95	79
West	Kirinda	6	100	100		East	Nyagatare	14	100	79
West	Mugonero	7	100	100		South	Gitwe	9	78	78
West	Muhororo	10	100	100		Kigali City	Kibagabaga	21	95	76
East	Kirehe	20	100	95		North	Byumba	27	93	70
North	Butaro	20	100	95		South	Kaduha	10	80	70
North	Rutongo	14	93	93		Kigali City	Nyarugenge	9	100	67
West	Kibogora	14	93	93		South	Nyanza	19	89	63
West	Mibilizi	12	100	92		East	Rwinkwavu	8	88	63
Kigali City	Masaka	12	92	92		Kigali City	Muhima	4	100	50
North	Ruli	10	100	90		<b>Total</b>		<b>575</b>	<b>97</b>	<b>88</b>
East	Gahini	9	100	89						

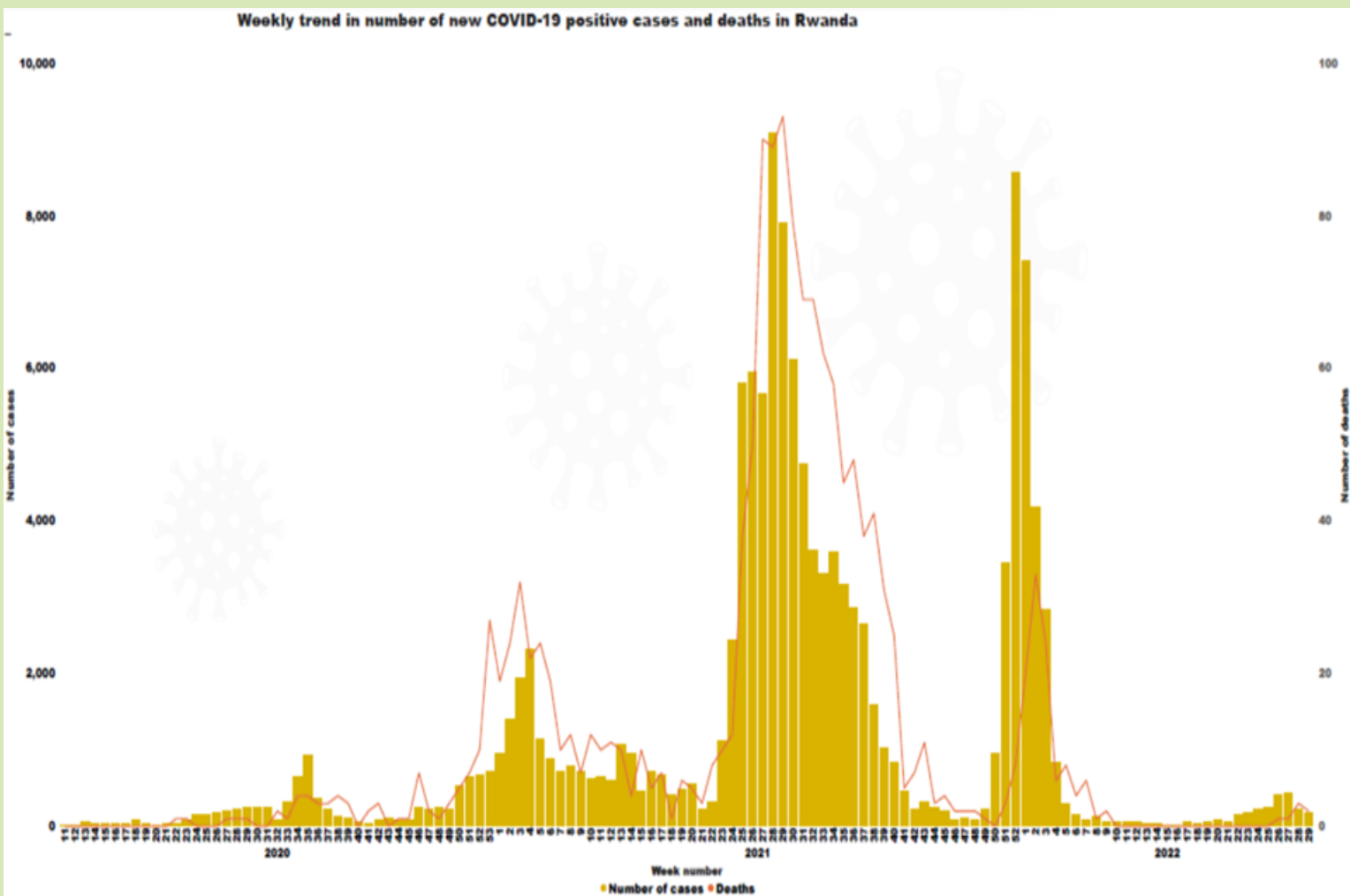
Source : e-IDSR Weekly report from 18th to 24th July, 2022

**Editorial team:** V. Ndagijimana, A. Kapiteni, C.V Ngirababyeyi, Dr J.L Benimana, Dr L. Ishema, Dr A.P. Karamage, F. Nizeyimana, I. Itanga, L. Ruyange, A. Kabeja, H. Balisanga, O. Nsekuye, I. Teta, S.Uwamahoro, D. Mugwaneza, Dr E. Ruseesa, M. Gashegu and Dr Edson Rwagasore  
Dr. V. Mucunguzi

# EPIDEMIC SURVEILLANCE AND RESPONSE WEEKLY REPORT

From P.1

- Weekly trend in number of new cases and deaths since the declaration of the Covid-19 outbreak in Rwanda

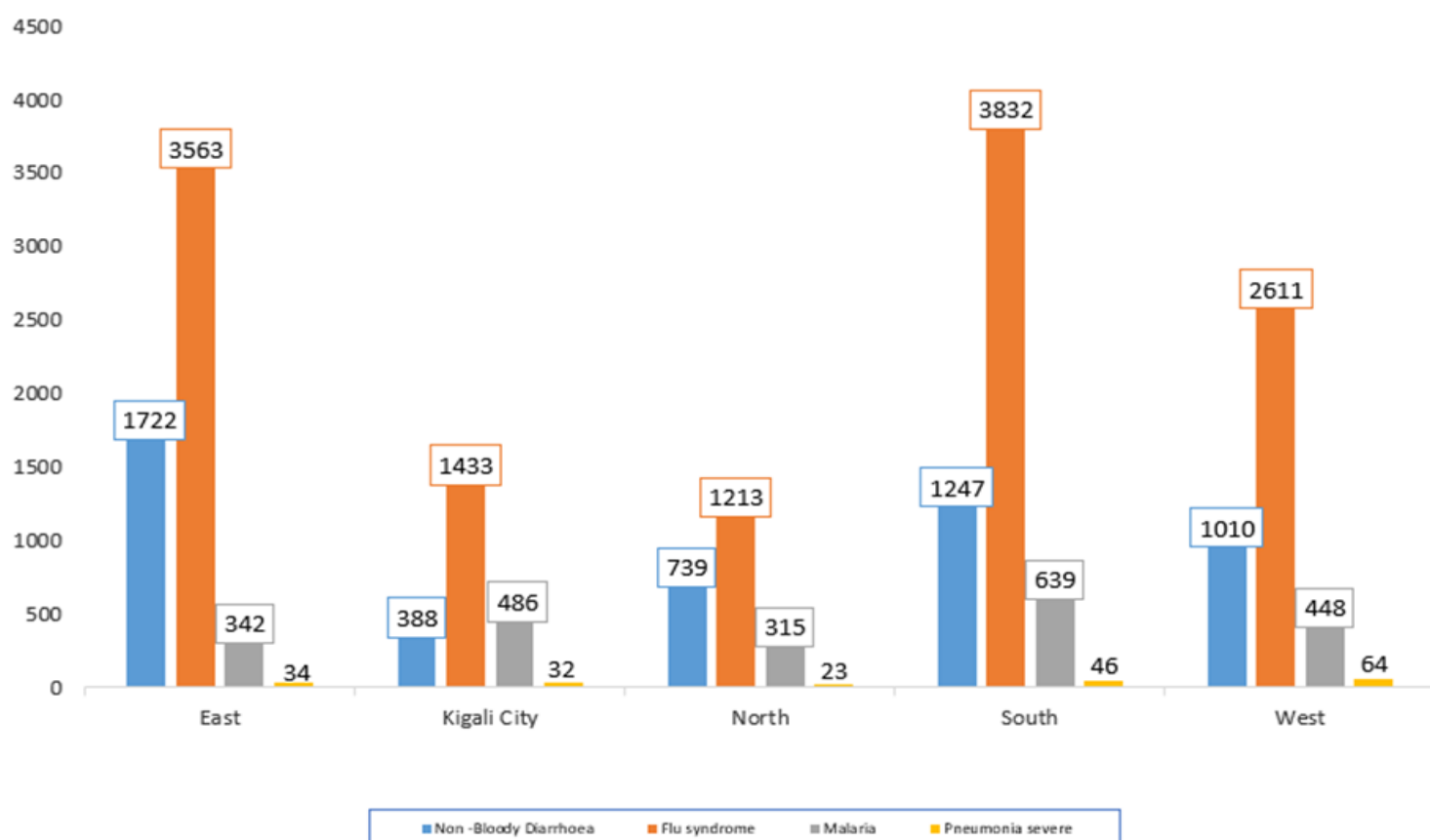


Graph 2: Weekly trend in number of COVID-19 positive cases and deaths

# EPIDEMIC SURVEILLANCE AND RESPONSE WEEKLY REPORT

Summary of weekly reportable diseases cases by Province

Weekly reportable diseases cases by Province



Source : e-IDSR Weekly report from 18th to 24th July , 2022

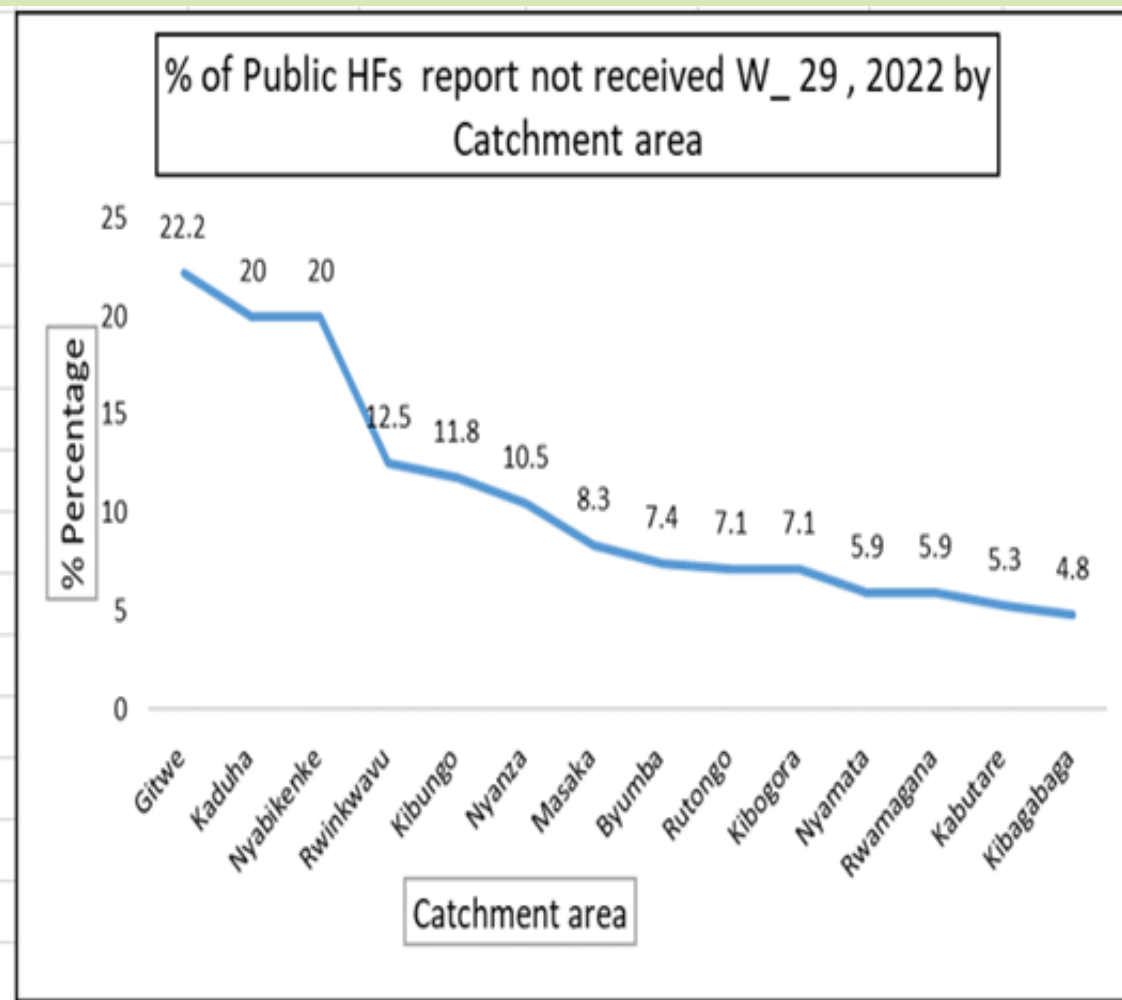
Worldwide COVID-19 situation in Number by WHO regions as of 24<sup>th</sup> July, 2022

Region	Number of cases	Number of deaths
Americas	168 908 707	2 782 308
Europe	238 475 439	2 042 968
South East Asia	59 164 201	791 746
Eastern Mediterranean	22 468 513	344 458
Africa	9 190 691	173 942
Western Pacific	69 104 310	243 313
Others	764	13
<b>Total</b>	<b>567 312 625</b>	<b>6 378 748</b>

Source : WHO Weekly epidemiological update

□ Percentage of Public Health Facilities report not received by Catchment area

Province	Catchment area /Hospital	Expected reports	Report received %	Report not received %
South	Gitwe	17	77.8	22.2
South	Kaduha	17	80	20
South	Nyabikenke	17	80	20
East	Rwinkwavu	8	87.5	12.5
East	Kibungo	21	88.2	11.8
South	Nyanza	12	89.5	10.5
Kigali City	Masaka	27	91.7	8.3
North	Byumba	14	92.6	7.4
North	Rutongo	9	92.9	7.1
West	Kibogora	19	92.9	7.1
East	Nyamata	10	94.1	5.9
East	Rwamagana	5	94.1	5.9
South	Kabutare	19	94.7	5.3
Kigali City	Kibagabaga	14	95.2	4.8



Source : e-IDSR Weekly report from 18th to 24th July , 2022

# EPIDEMIC SURVEILLANCE AND RESPONSE WEEKLY REPORT

## Summary of IDSR priority diseases cases notified by catchment area during week 29/2022

Province	Catchment area /Hospital	Non -Bloody Diarrhoea	Flu syndrome	Malaria	Pneumonia severe	Acute Flaccid Paralysis	Shigellosis	Varicella	Cholera	Diphtheria	Epidemic Typhus	Food Poisoning	Haemorrhagic fever	Measles	Meningococcal Meningitis	Mumps	Neonatal tetanus	Plague	Rabies	Rubella	Typhoid Fever	Viral Conjunctivitis	Whooping Cough	Yellow Fever
East	Gahini	61	158	11	1	0	0	0	0	0	0	0	0	0	0	0	0	0	0	0	0	0	0	0
East	Gatunda	115	2	0	2	0	0	0	0	0	0	0	0	0	0	0	0	0	0	0	0	0	0	0
East	Kibungo	182	5	4	1	0	1	6	0	0	0	0	0	0	0	0	0	0	0	0	0	0	0	0
East	Kirehe	470	853	74	1	0	0	0	0	0	0	0	0	0	0	0	0	0	0	0	0	0	0	0
East	Kiziguro	255	616	15	5	0	0	0	0	0	0	0	0	0	0	0	0	0	0	0	0	0	0	0
East	Ngarama	163	151	0	1	0	0	1	0	0	0	0	0	0	0	0	0	0	2	0	0	0	0	0
East	Nyagatare	151	142	68	10	0	0	0	0	0	0	0	0	0	0	0	0	0	4	0	0	0	0	0
East	Nyamata	145	594	134	3	0	0	3	0	0	0	0	0	1	0	0	0	0	1	0	0	0	0	0
East	Rwamagana	156	891	30	5	0	0	0	0	0	0	0	0	1	0	0	0	0	0	0	0	0	0	0
East	Rwinkwavu	24	151	6	5	0	0	0	0	0	0	0	0	0	0	0	0	0	0	0	0	0	0	0
Kigali City	Kibagabaga	226	637	254	12	0	0	0	0	0	0	0	0	0	0	0	0	0	0	0	0	1	0	0
Kigali City	Masaka	41	316	58	1	0	0	0	0	0	0	0	0	0	0	0	0	0	0	0	0	0	0	0
Kigali City	Muhima	74	209	65	13	0	0	0	0	0	0	0	0	0	0	0	0	0	0	0	0	0	0	0
Kigali City	Nyarugenge	47	271	109	6	0	1	4	0	0	0	0	0	0	0	1	0	0	0	0	0	0	0	0
North	Butaro	177	151	36	8	0	1	1	0	0	0	0	0	0	0	9	0	0	0	0	0	0	0	0
North	Byumba	172	459	124	2	0	0	0	0	0	0	0	0	0	0	1	0	0	0	0	0	0	0	0
North	Gatonde	24	10	15	2	0	0	0	0	0	0	0	0	0	0	0	0	0	0	0	0	0	0	0
North	Kinshira	58	7	9	1	0	0	0	0	0	0	0	0	0	0	0	0	0	0	0	0	0	0	0
North	Nemba	47	2	18	0	0	0	0	0	0	0	0	0	0	0	0	0	0	0	0	0	0	0	0
North	Ruhengeri	124	379	34	1	0	0	124	0	0	0	0	0	0	0	0	0	0	0	0	0	0	0	0
North	Ruli	33	36	39	2	0	1	0	0	0	0	0	0	0	0	0	0	0	0	0	0	0	0	0
North	Rutongo	104	169	40	7	0	0	0	0	0	0	0	0	0	0	0	0	0	0	0	0	0	0	0
South	Gakoma	105	56	40	5	0	0	5	0	0	0	0	0	0	0	0	0	0	0	2	0	0	0	0
South	Gitwe	84	80	6	0	0	0	0	0	0	0	0	0	0	0	0	0	0	0	0	0	0	0	0
South	Kabgayi	102	402	16	5	0	1	0	0	0	0	0	0	0	0	0	0	0	0	0	0	0	0	0
South	Kabutare	197	545	28	3	0	1	2	0	0	0	0	0	0	0	0	0	0	0	0	0	0	0	0
South	Kaduha	49	152	54	8	0	0	0	0	0	0	0	0	0	0	0	0	0	0	0	0	0	0	0
South	Kibilizi	226	399	103	7	0	0	0	0	0	0	0	0	0	0	0	0	1	0	0	0	0	0	0
South	Kigeme	87	362	49	5	0	0	1	0	0	0	0	0	0	0	0	0	0	0	0	0	0	0	0
South	Munini	128	450	209	4	0	0	0	0	0	0	0	0	0	0	0	0	0	0	0	0	0	0	0
South	Nyabikenke	18	88	38	1	0	0	0	0	0	0	0	0	0	0	0	0	0	0	0	0	0	0	0
South	Nyanza	149	698	66	1	0	1	0	0	0	0	0	0	0	0	0	0	0	0	0	0	0	0	0
South	Remera Rukoma	47	309	22	1	0	3	0	0	0	0	0	0	0	0	0	0	0	0	0	0	0	0	0
South	Ruhango	55	291	8	6	0	0	0	0	0	0	0	0	0	0	0	0	0	0	0	0	0	0	0
West	Bushenge	59	235	28	1	0	0	0	0	0	0	0	0	0	0	0	0	0	0	0	0	0	0	0
West	Gihundwe	61	152	23	2	0	0	0	0	0	0	0	0	0	0	0	0	0	0	0	0	0	0	0
West	Gisenyi	201	432	81	11	0	0	3	0	0	1	0	0	2	0	4	0	0	0	0	0	0	0	0
West	Kabaya	49	168	16	6	0	0	0	0	0	0	0	0	0	0	0	0	0	0	0	0	0	0	0
West	Kibogora	40	81	74	2	0	0	0	0	0	0	0	0	0	0	0	0	0	1	0	0	0	0	0
West	Kibuye	92	181	30	9	0	2	0	0	0	0	0	0	0	0	0	0	1	0	0	0	0	0	0
West	Kirinda	26	173	8	0	0	0	0	0	0	0	0	0	0	0	0	0	0	0	0	0	0	0	0
West	Mibilizi	74	40	32	3	0	0	5	0	0	0	0	0	0	0	0	0	0	0	0	0	0	0	0
West	Mugonero	66	202	5	0	0	0	0	0	0	0	0	0	0	0	0	0	1	0	0	0	0	0	0
West	Muhororo	40	130	24	1	0	0	0	0	0	0	0	0	0	0	0	0	0	0	0	0	0	0	0
West	Murunda	143	316	108	7	0	0	0	0	0	0	0	0	0	0	0	0	0	0	0	0	0	0	0
West	Shyira	159	501	19	22	0	0	0	0	0	0	0	0	0	0	0	0	0	0	0	0	0	0	0
Total		5106	12652	2230	199	0	12	31	0	0	1	0	0	4	0	15	0	0	10	3	0	1	0	0

Source : e-IDSR Weekly report from 18th to 24th July , 2022