










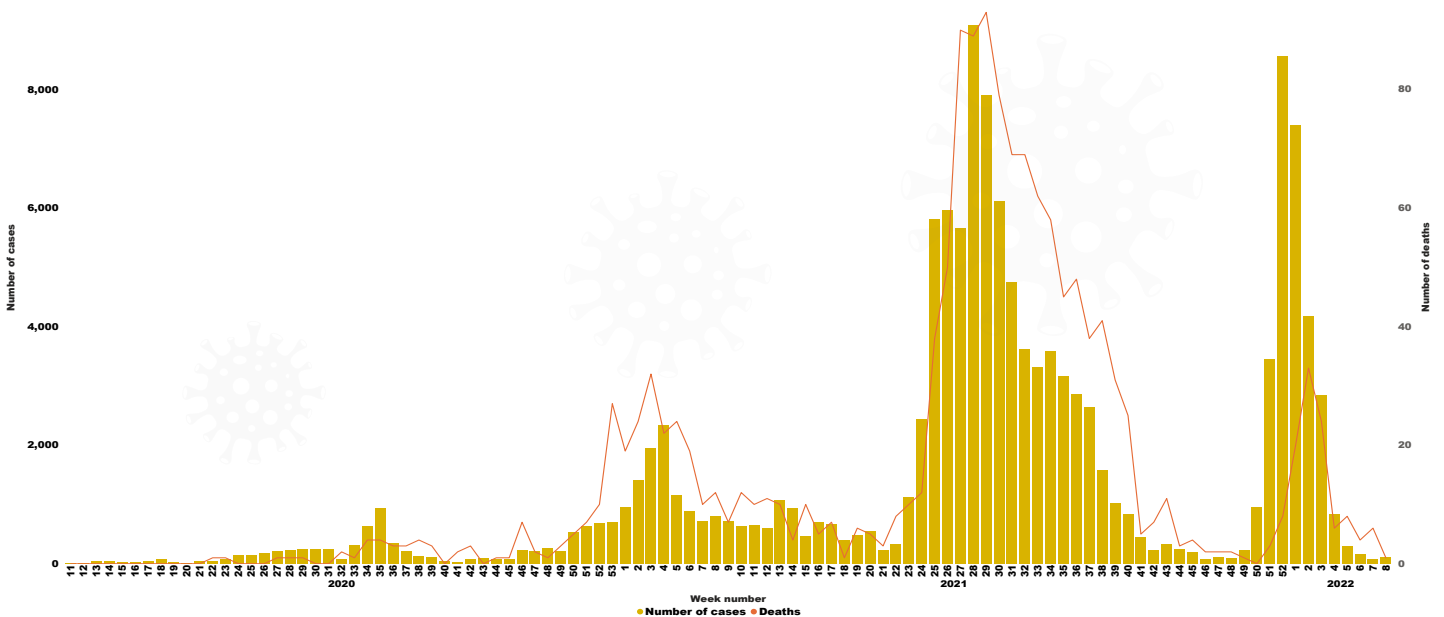
COVID19 Weekly Epidemiological Bulletin

EPI WEEK 8: From 21st to 27th February ,2022

1. Epidemiological summary as of 27th February ,2022

	Number of tests: 4,832,169		Active cases: 185
	Average tests per day: 6,748		Number of cases in critical condition: 1
	Number of positive cases: 129,489		Number of vaccinated people
	Positivity rate: 2.67%		With at least one dose: 8,811,796
	Number of deaths: 1,457		With two doses: 7,808,436
	Case fatality ratio: 1.12%		With three doses: 1,645,709
	Number of recoveries: 127,847		
	Recovery rate: 98.73%		

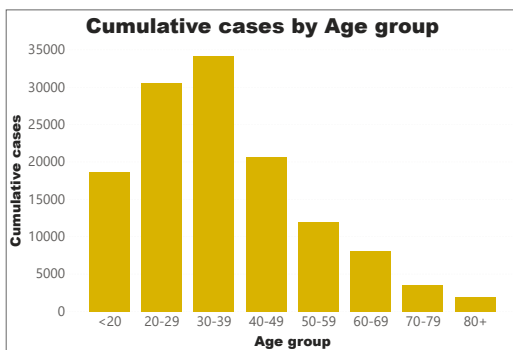
2. Weekly trend in number of new cases and deaths



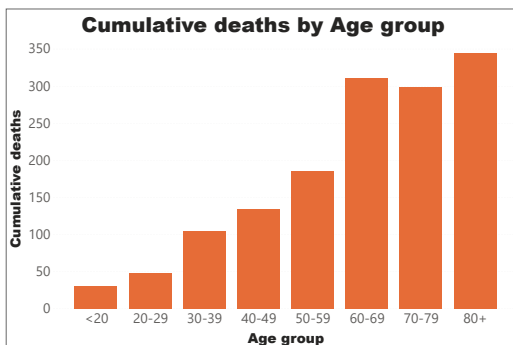
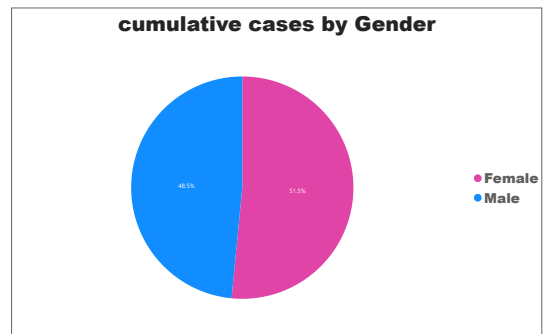
Graph 1: Weekly trends in number of new cases and deaths

3. Distribution of cases and deaths by age group and gender.

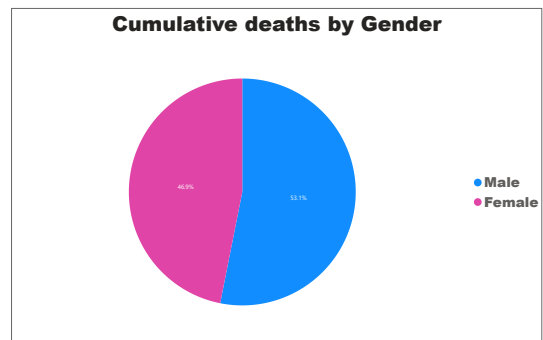
Distribution of cases and deaths by age group and gender as of February 27,2022



Total cases
129489



Total deaths
1457



Graph 2 Distribution of cases and deaths by age group and gender

4. Weekly summary in numbers: Comparison with the previous week

Indicator	EPI WEEK 7: From 14 th to 20 th February ,2022		EPI WEEK 8: From 21 st to 27 th February ,2022	
Number of new tests	82,484		95,374	
New cases	74		117	
Positivity rate	0.08%		0.12%	
New deaths	6		1	
New recoveries	457		163	
New cases in Kigali	34		28	
New cases outside Kigali	40		89	
New deaths in Kigali	2		0	
New deaths outside Kigali	4		1	
Weekly Incidence rate (cases by 100,000 people)	1/100,000		1/100,000	

5. Cumulative cases and deaths by district

