










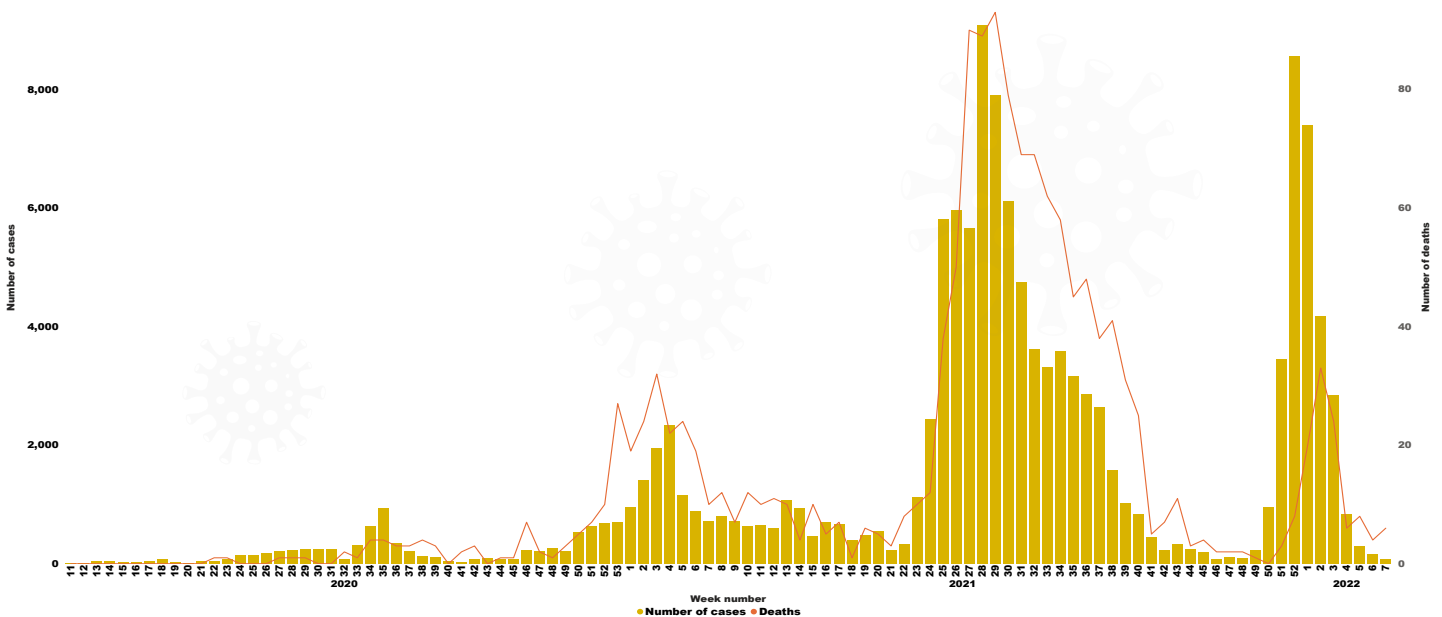
# COVID19 Weekly Epidemiological Bulletin

EPI WEEK 7: From 14<sup>th</sup> to 20<sup>th</sup> February ,2022

## 1. Epidemiological summary as of 20<sup>th</sup> February ,2022

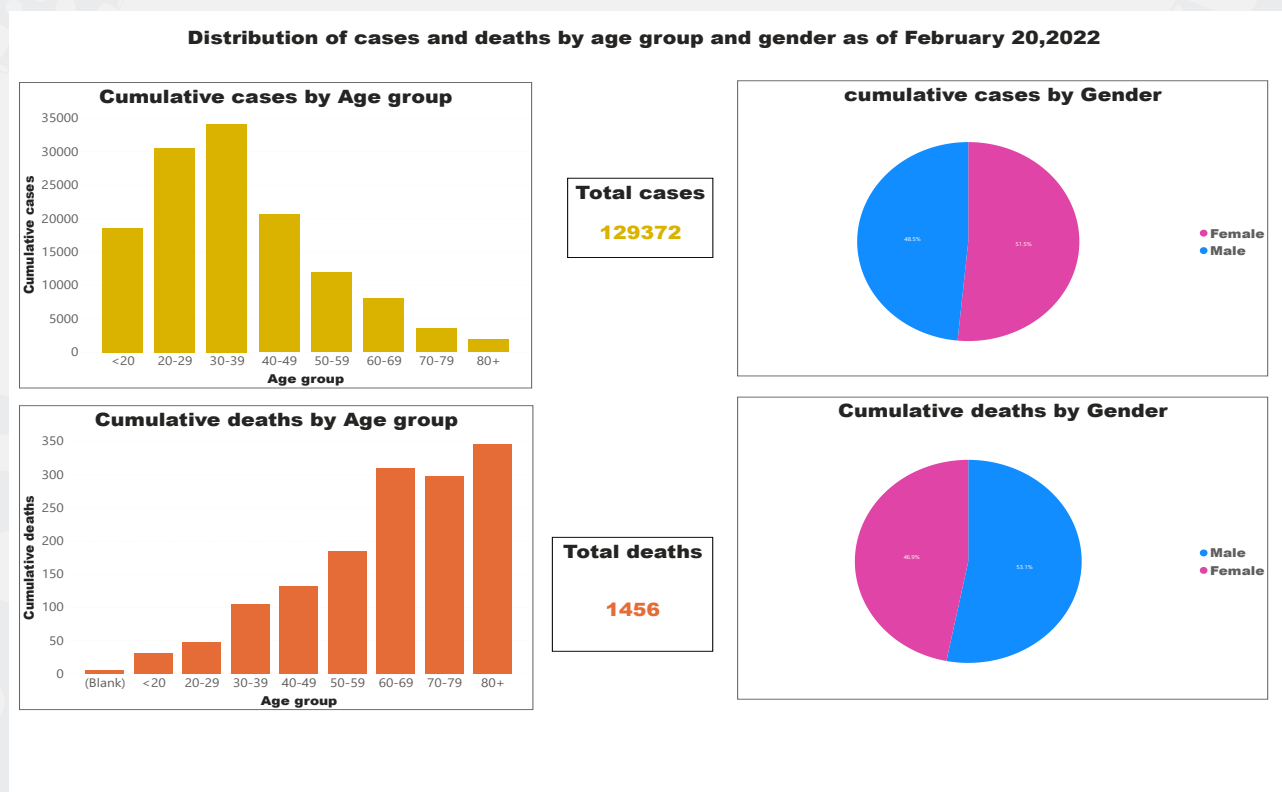
	Number of tests: <b>4,736,809</b>		Active cases: <b>232</b>
	Average tests per day: <b>6,680</b>		Number of cases in critical condition: <b>0</b>
	Number of positive cases: <b>129,372</b>		Number of vaccinated people
	Positivity rate: <b>2.73%</b>		With at least one dose: <b>8,730,751</b>
	Number of deaths: <b>1,456</b>		With two doses: <b>7,696,147</b>
	Case fatality ratio: <b>1.12%</b>		With three doses: <b>1,461,920</b>
	Number of recoveries: <b>127,684</b>		
	Recovery rate: <b>98.69%</b>		

## 2. Weekly trend in number of new cases and deaths



Graph 1: Weekly trends in number of new cases and deaths

### 3. Distribution of cases and deaths by age group and gender.



Graph 2 Distribution of cases and deaths by age group and gender

### 4. Weekly summary in numbers: Comparison with the previous week

Indicator	EPI WEEK 6: From 7 <sup>th</sup> to 13 <sup>th</sup> February , 2022		EPI WEEK 7: From 14 <sup>th</sup> to 20 <sup>th</sup> February ,2022	
Number of new tests	83,745		82,484	
New cases	157		74	
Positivity rate	0.18%		0.08%	
New deaths	4		6	
New recoveries	937		457	
New cases in Kigali	29		34	
New cases outside Kigali	128		40	
New deaths in Kigali	2		2	
New deaths outside Kigali	2		4	
Weekly Incidence rate (cases by 100,000 people)	1/100,000		1/100,000	

## 5. Cumulative cases and deaths by district

