










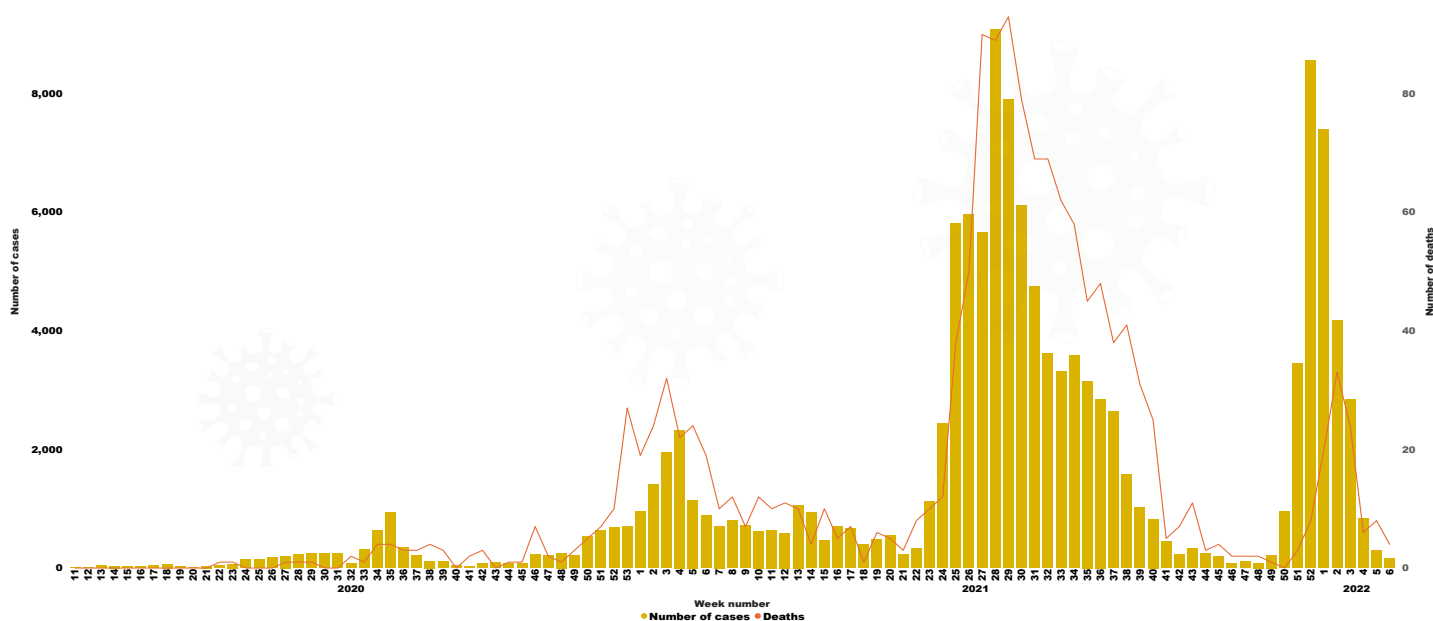
COVID19 Weekly Epidemiological Bulletin

EPI WEEK 6: From 7th to 13th February, 2022

1. Epidemiological summary as of 13th February, 2022

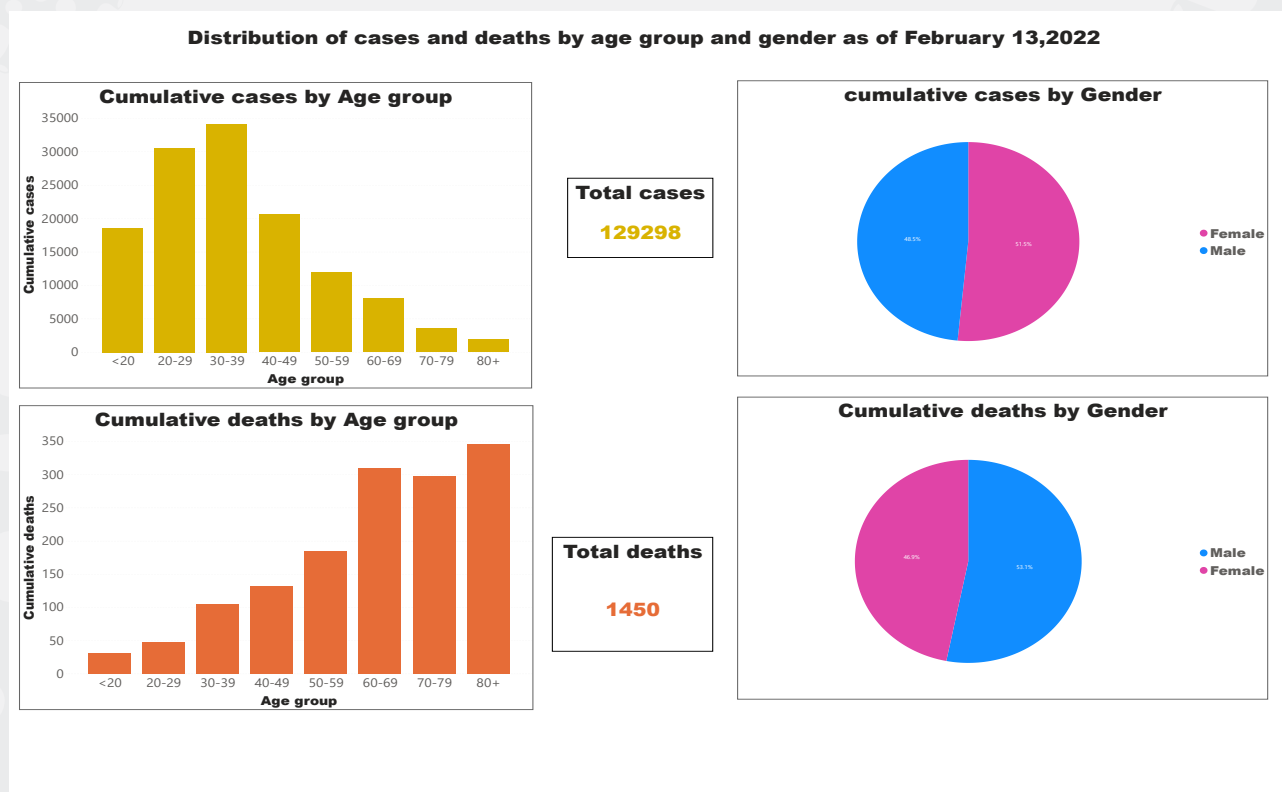
	Number of tests: 4,654,325		Active cases: 621
	Average tests per day: 6,630		Number of cases in critical condition: 0
	Number of positive cases: 129,298		Number of vaccinated people
	Positivity rate: 2.77%		With at least one dose: 8,683,649
	Number of deaths: 1,450		With two doses: 7,451,823
	Case fatality ratio: 1.12%		With three doses: 1,313,761
	Number of recoveries: 127,227		
	Recovery rate: 98.39%		

2. Weekly trend in number of new cases and deaths



Graph 1: Weekly trends in number of new cases and deaths

3. Distribution of cases and deaths by age group and gender.



Graph 2 Distribution of cases and deaths by age group and gender

4. Weekly summary in numbers: Comparison with the previous week

Indicator	EPI WEEK 5: From 31 st January to 6 th February ,2022	EPI WEEK 6: From 7 th to 13 th February , 2022
Number of new tests	66,189	83,745
New cases	300	157
Positivity rate	0.45%	0.18%
New deaths	8	4
New recoveries	2,101	937
New cases in Kigali	102	29
New cases outside Kigali	198	128
New deaths in Kigali	4	2
New deaths outside Kigali	4	2

5. Cumulative cases and deaths by district

