










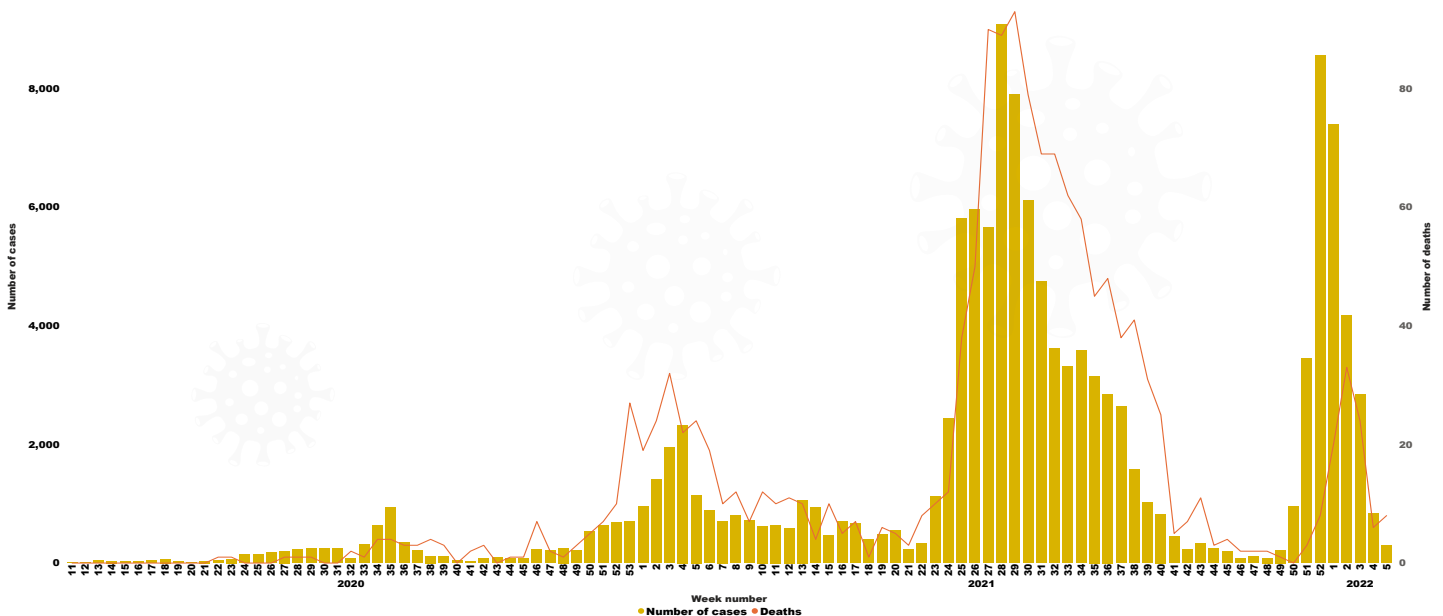
COVID19 Weekly Epidemiological Bulletin

EPI WEEK 5: From 31st January to 6th February ,2022

1. Epidemiological summary as of 6th February ,2022

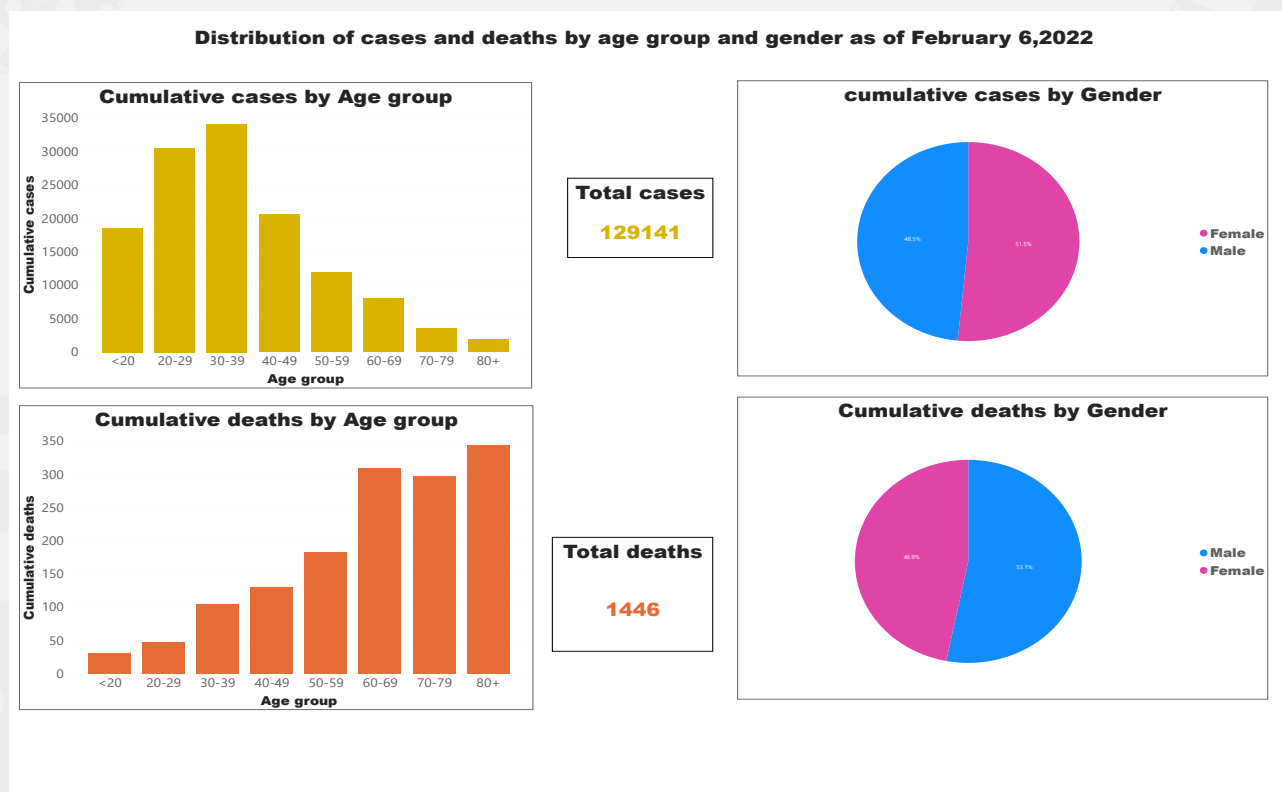
	Number of tests: 4,570,580		Active cases: 1,618
	Average tests per day: 6,576		Number of positive cases: 129,141
	Positivity rate: 2.82%		Number of cases in critical condition: 3
	Number of deaths: 1,446		Number of vaccinated people
	Case fatality ratio: 1.11%		With at least one dose: 8,634,979
	Number of recoveries: 126,077		With two doses: 7,177,492
	Recovery rate: 97.62%		With three doses: 1,141,276

2. Weekly trend in number of new cases and deaths



Graph 1: Weekly trends in number of new cases and deaths

3. Distribution of cases and deaths by age group and gender.



Graph 2 Distribution of cases and deaths by age group and gender

4. Weekly summary in numbers: Comparison with the previous week

Indicator	EPI WEEK 4: From 24 th to 30 th January 2022	EPI WEEK 5: From 31 st January to 6 th February, 2022
Number of new tests	87,814	66,189
New cases	832	300
Positivity rate	0.94%	0.45%
New deaths	6	8
New recoveries	4,559	2,101
New cases in Kigali	191	102
New cases outside Kigali	637	198
New deaths in Kigali	2	4
New deaths outside Kigali	4	4
Weekly Incidence rate (cases by 100,000 people)	6/100,000	2/100,000

5. Cumulative cases and deaths by district

