










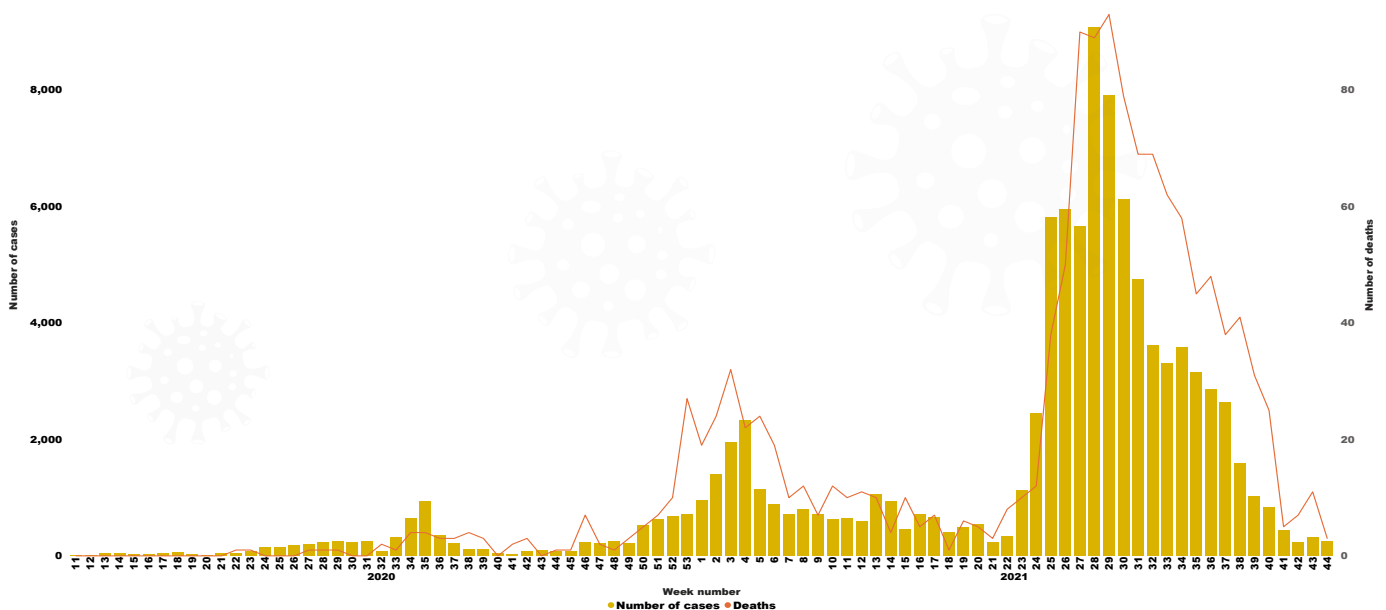
# COVID19 Weekly Epidemiological Bulletin

EPI WEEK 44: From 1<sup>st</sup> to 7<sup>th</sup> November, 2021

## 1. Epidemiological Summary as of 7<sup>th</sup> November 2021

	Number of tests: <b>3,222,080</b>		Active cases: <b>619</b>
	Average tests per day: <b>5,334</b>		Number of cases in critical condition: <b>1</b>
	Number of positive cases: <b>99,947</b>		Number of vaccinated people
	Positivity rate: <b>3.1%</b>		With at least one dose: <b>4,438,483</b>
	Number of deaths: <b>1,334</b>		With two doses: <b>2,224,122</b>
	Case fatality ratio: <b>1.33%</b>		
	Number of recoveries: <b>97,995</b>		
	Recovery rate: <b>98.04%</b>		

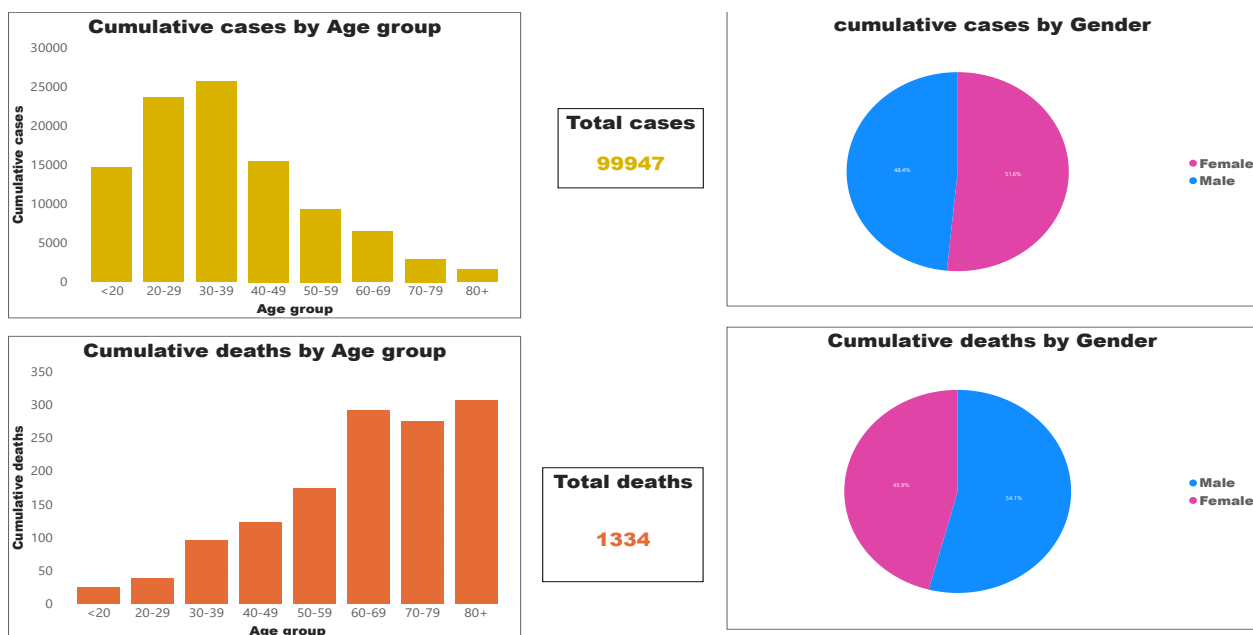
## 2. Weekly trend in number of new cases and deaths



Graph 1: Weekly trends in number of new cases and deaths

### 3. Distribution of cases and deaths by age group and gender.

Distribution of cases and deaths by age group and gender as of November 7, 2021



Graph 2 Distribution of cases and deaths by age group and gender

### 4. Weekly summary in numbers: Comparison with the previous week

Indicator	EPI WEEK 43: From 25 <sup>th</sup> to 31 <sup>st</sup> October, 2021	EPI WEEK 44: From 1 <sup>st</sup> to 7 <sup>th</sup> November, 2021
Number of new tests	94,286	78,822
New cases	326	249
Positivity rate	0.38	0.31
New deaths	11	3
New recoveries	354	313
New cases in Kigali	52	43
New cases outside Kigali	274	206
New deaths in Kigali	0	0
New deaths outside Kigali	11	3
Weekly Incidence rate (cases by 100,000 people)	2/100,000	2/100,000

## 5. Cumulative cases and deaths by district

Cumulative number of cases and deaths by district as of November 7, 2021

