










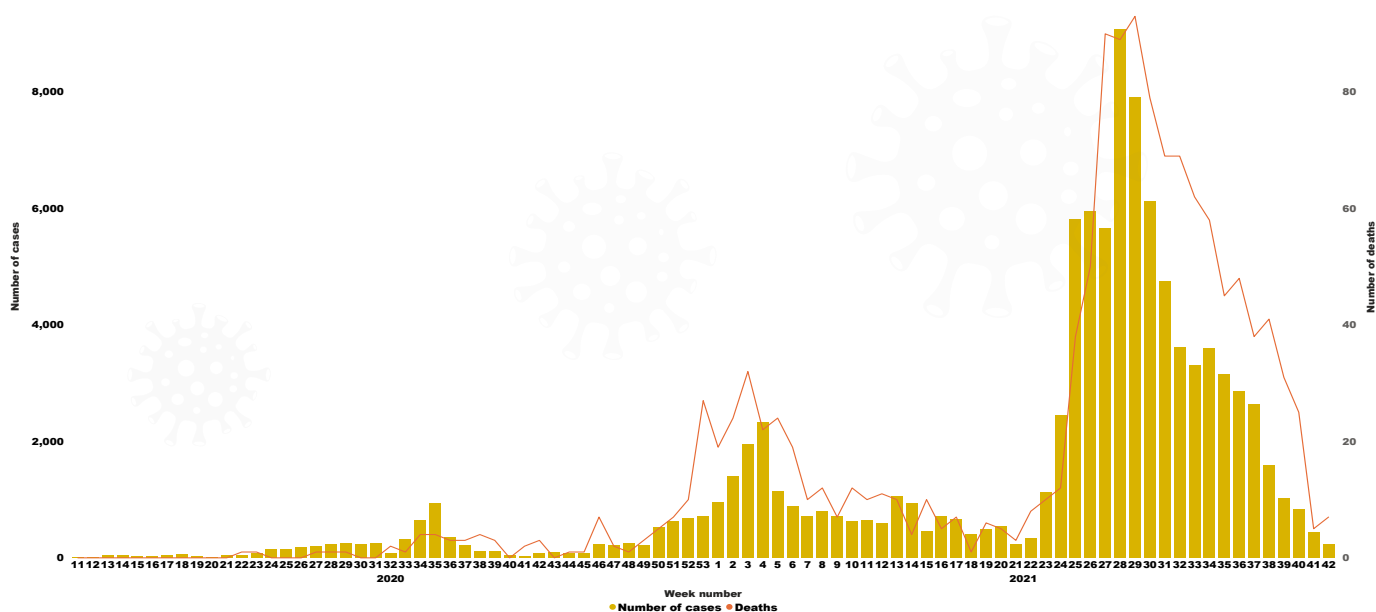
COVID19 Weekly Epidemiological Bulletin

EPI WEEK 42: From 18th to 24th October ,2021

1. Epidemiological Summary as of 24th October 2021

	Number of tests: 3,057,175		Active cases: 725
	Average tests per day: 5,181		Number of cases in critical condition: 3
	Number of positive cases: 99,373		Number of vaccinated people
	Positivity rate: 3,25%		With at least one dose: 3,651,352
	Number of deaths: 1,320		With two doses: 1,787,470
	Case fatality ratio: 1.32%		
	Number of recoveries: 97,328		
	Recovery rate: 97.94%		

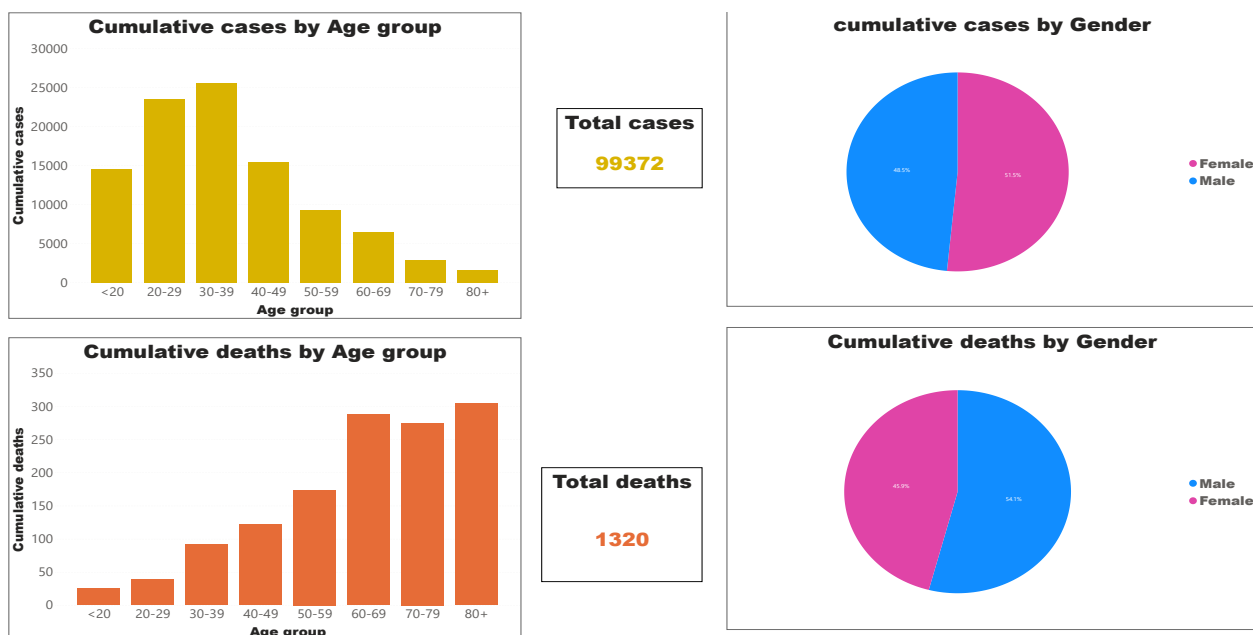
2. Weekly trend in number of new cases and deaths



Graph 1: Weekly trends in number of new cases and deaths

3. Distribution of cases and deaths by age group and gender.

Distribution of cases and deaths by age group and gender as of October 24, 2021



Graph 2 Distribution of cases and deaths by age group and gender

4. Weekly summary in numbers: Comparison with the previous week

Indicator	EPI WEEK 41: From 11 th to 17 th October, 2021	EPI WEEK 42: From 18 th to 22 nd October, 2021
Number of new tests	67,390	59,504
New cases	446	229
Positivity rate	0.66%	0.39
New deaths	5	7
New recoveries	1,531	715
New cases in Kigali	64	24
New cases outside Kigali	382	205
New deaths in Kigali	0	0
New deaths outside Kigali	5	7
Weekly Incidence rate (cases by 100,000 people)	3/100,000	2/100,000

5. Cumulative cases and deaths by district

Cumulative number of cases and deaths by district as of October 24, 2021

