










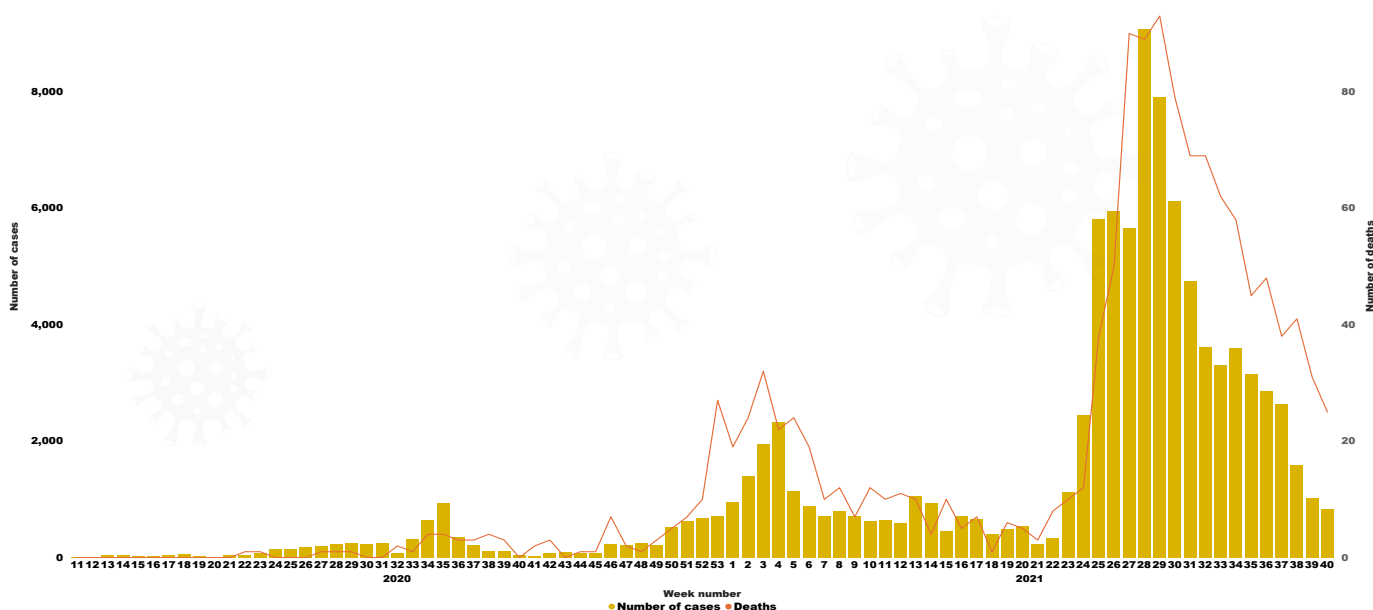
COVID19 Weekly Epidemiological Bulletin

EPI WEEK 40: From 4th to 10th October ,2021

1. Epidemiological Summary as of 10th October 2021

	Number of tests: 2,938,657		Active cases: 2,446
	Average tests per day: 5,101		Number of cases in critical condition: 3
	Number of positive cases: 98,697		Number of vaccinated people
	Positivity rate: 3.35%		With at least one dose: 2,192,888
	Number of deaths: 1,308		With two doses: 1,695,981
	Case fatality ratio: 1.32%		
	Number of recoveries: 94,943		
	Recovery rate: 96.19%		

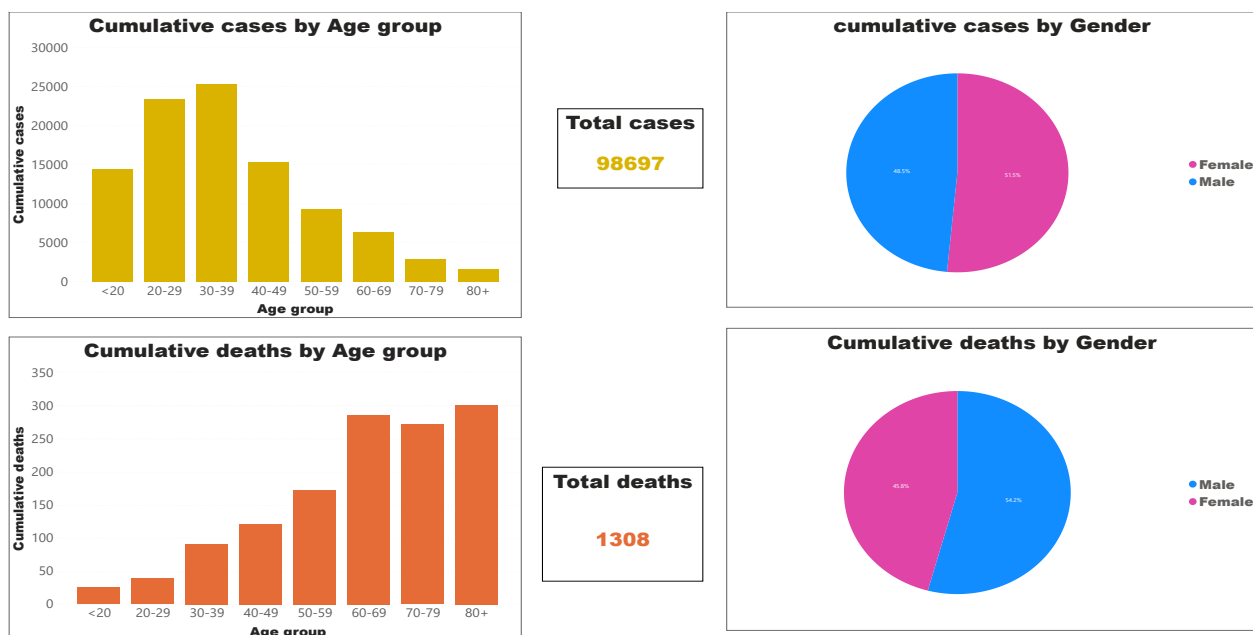
2. Weekly trend in number of new cases and deaths



Graph 1: Weekly trends in number of new cases and deaths

3. Distribution of cases and deaths by age group and gender.

Distribution of cases and deaths by age group and gender as of October 10 ,2021



Graph 2 Distribution of cases and deaths by age group and gender

4. Weekly summary in numbers: Comparison with the previous week

Indicator	EPI WEEK 39: From 27 th September to 3 rd October, 2021	EPI WEEK 40: From 4 th to 10 th October, 2021
Number of new tests	85,899	77,066
New cases	1,022	827
Positivity rate	1.18%	1.07 %
New deaths	31	25
New recoveries	2,729	1,577
New cases in Kigali	78	68
New cases outside Kigali	975	759
New deaths in Kigali	3	2
New deaths outside Kigali	29	23
Incidence rate (cases by 100,000 people)	8/100,000	6/100,000

5. Cumulative cases and deaths by district

Cumulative number of cases and deaths by district as of October 10, 2021

