










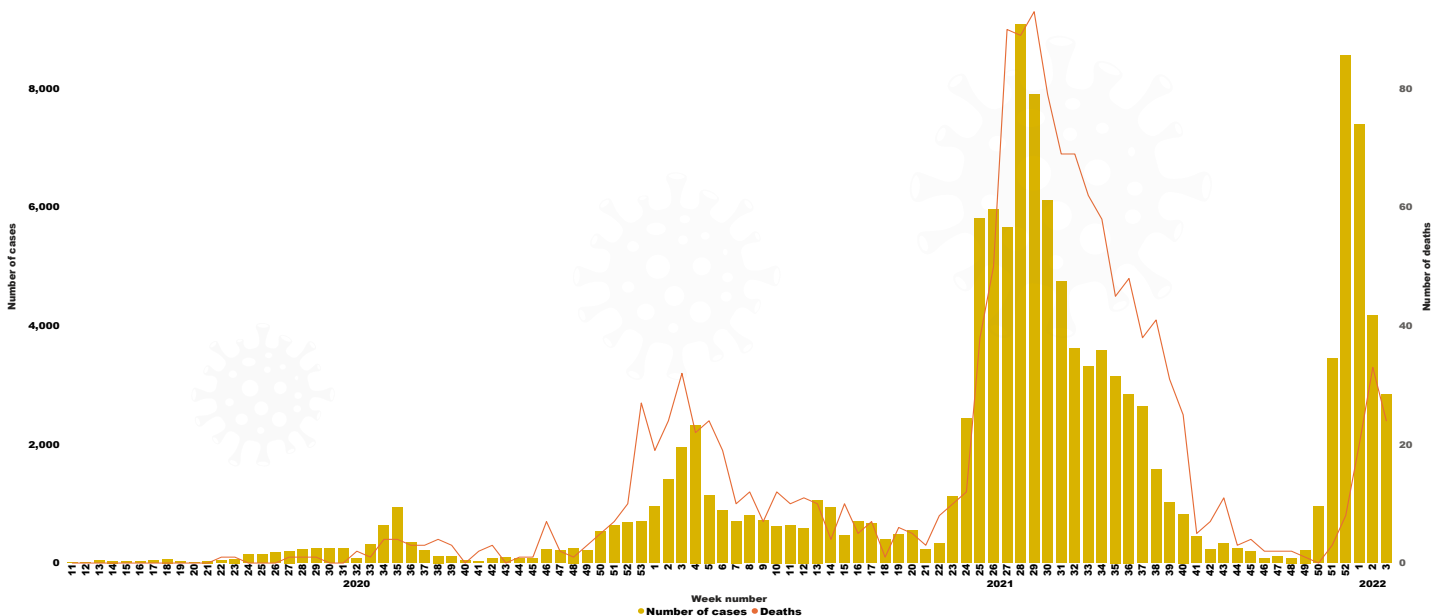
# COVID19 Weekly Epidemiological Bulletin

EPI WEEK 3: From 17<sup>th</sup> to 23<sup>rd</sup> January 2022

## 1. Epidemiological summary as of 23<sup>rd</sup> January ,2022

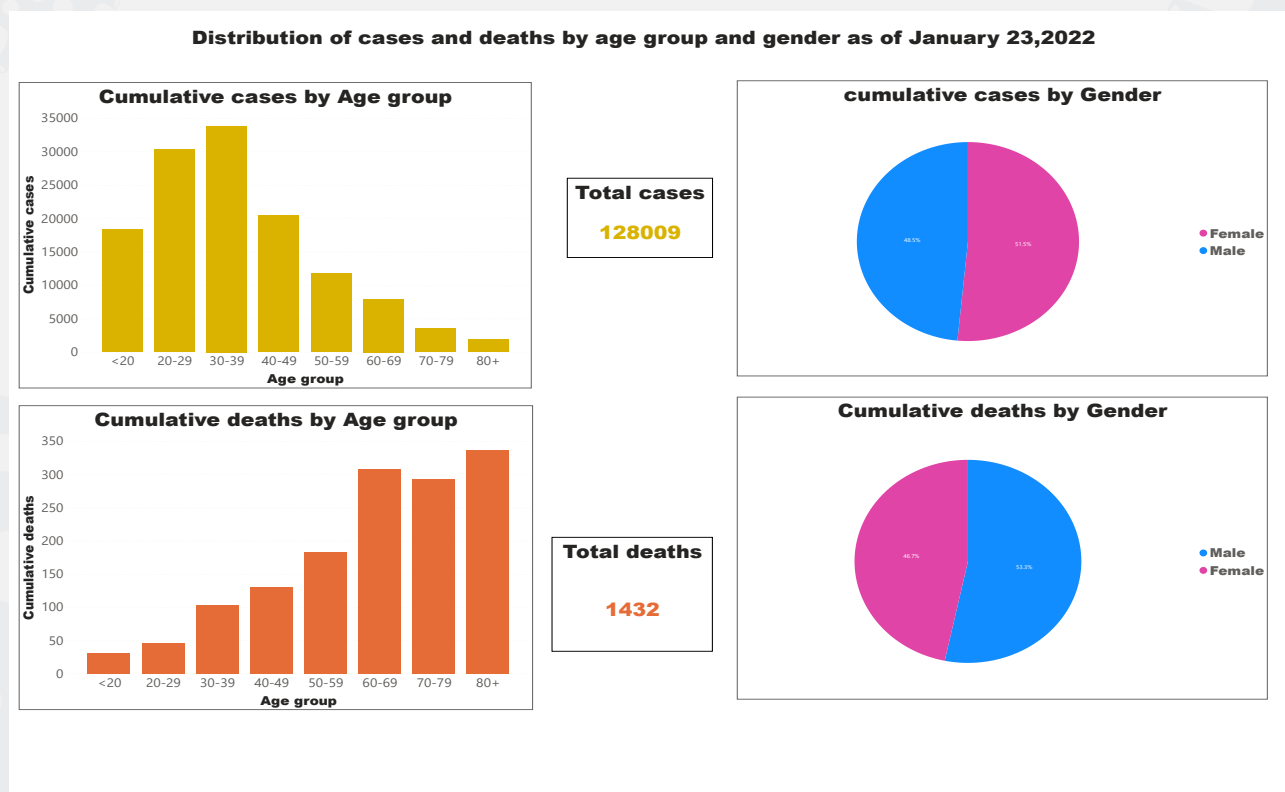
	Number of tests: <b>4,407,343</b>		Active cases: <b>7,160</b>
	Average tests per day: <b>6,471</b>		
	Number of positive cases: <b>128,009</b>		Number of cases in critical condition: <b>3</b>
	Positivity rate: <b>2.90%</b>		
	Number of deaths: <b>1,432</b>		Number of vaccinated people
	Case fatality ratio: <b>1.11%</b>		With at least one dose: <b>8,371,674</b>
	Number of recoveries: <b>119,417</b>		With two doses: <b>6,768,822</b>
	Recovery rate: <b>93.28%</b>		With three doses: <b>802,189</b>

## 2. Weekly trend in number of new cases and deaths



Graph 1: Weekly trends in number of new cases and deaths

### 3. Distribution of cases and deaths by age group and gender.

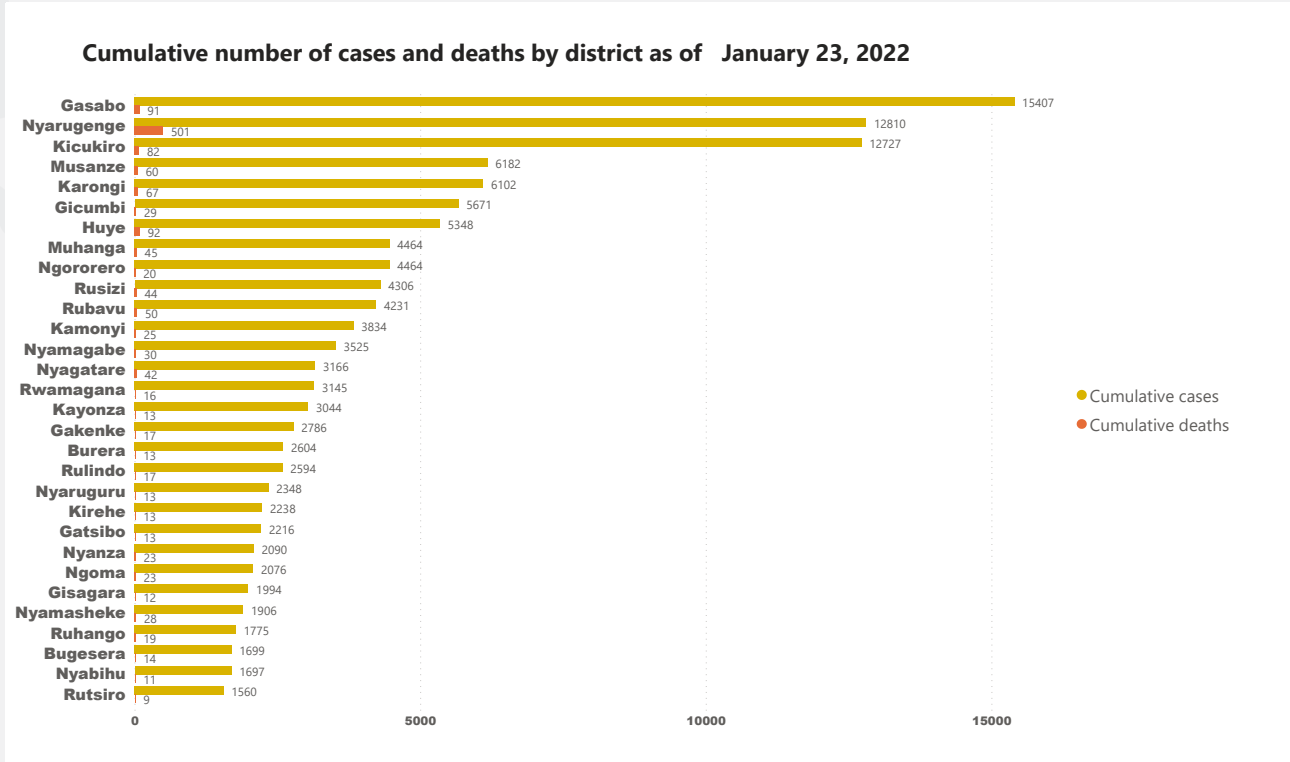


Graph 2 Distribution of cases and deaths by age group and gender

### 4. Weekly summary in numbers: Comparison with the previous week

Indicator	EPI WEEK 2: From 10 <sup>th</sup> to 16 <sup>th</sup> January 2022	EPI WEEK 3: From 17 <sup>th</sup> to 23 <sup>rd</sup> January 2022
Number of new tests	131,353	95,456
New cases	4,182	2,843
Positivity rate	3.18%	2.97%
New deaths	33	24
New recoveries	8,411	6,308
New cases in Kigali	922	453
New cases outside Kigali	3,620	2,390
New deaths in Kigali	10	11
New deaths outside Kigali	23	13
Weekly Incidence rate (cases by 100,000 people)	32/100,000	22/100,000

## 5. Cumulative cases and deaths by district



Graph 3: cumulative number of cases and deaths by district