










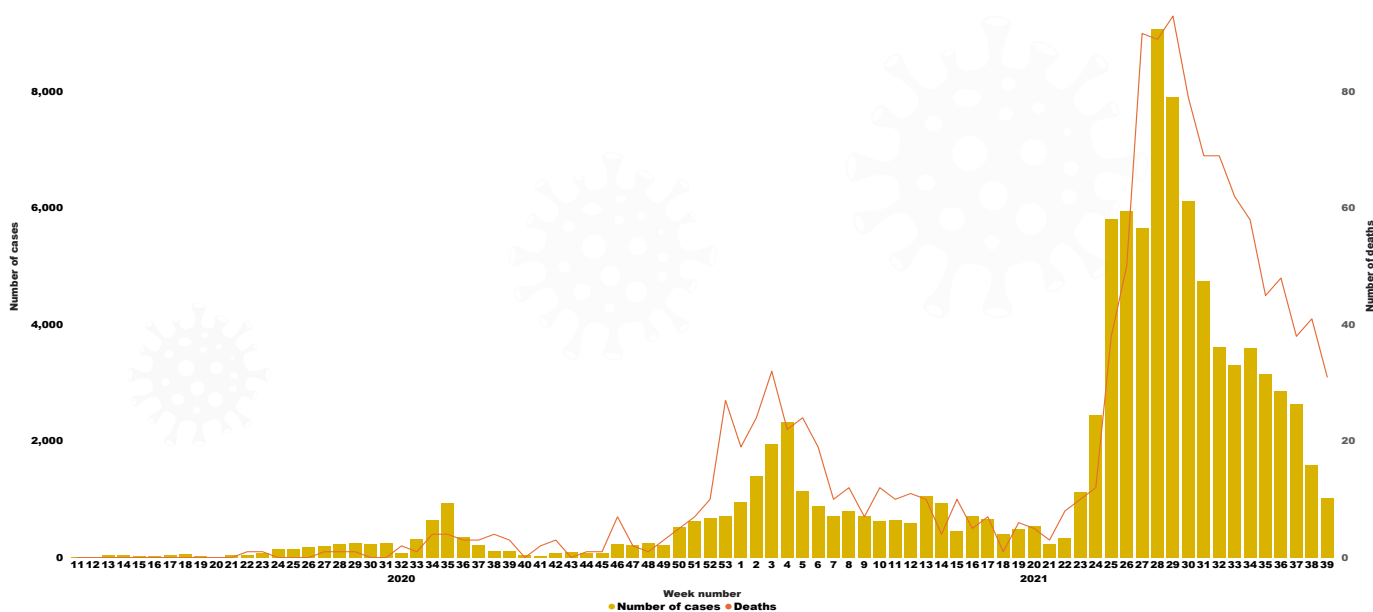
COVID19 Weekly Epidemiological Bulletin

EPI WEEK 39: From to 27th September to 3rd October, 2021

1. Epidemiological Summary as of 3rd October 2021

	Number of tests: 2,861,591		Active cases: 3,221
	Average tests per day: 5,029		Number of cases in critical condition: 9
	Number of positive cases: 97,870		Number of vaccinated people
	Positivity rate: 3.4%		With at least one dose: 2,131,766
	Number of deaths: 1,283		With two doses: 1,680,361
	Case fatality ratio: 1.31%		
	Number of recoveries: 93,366		
	Recovery rate: 95.39%		

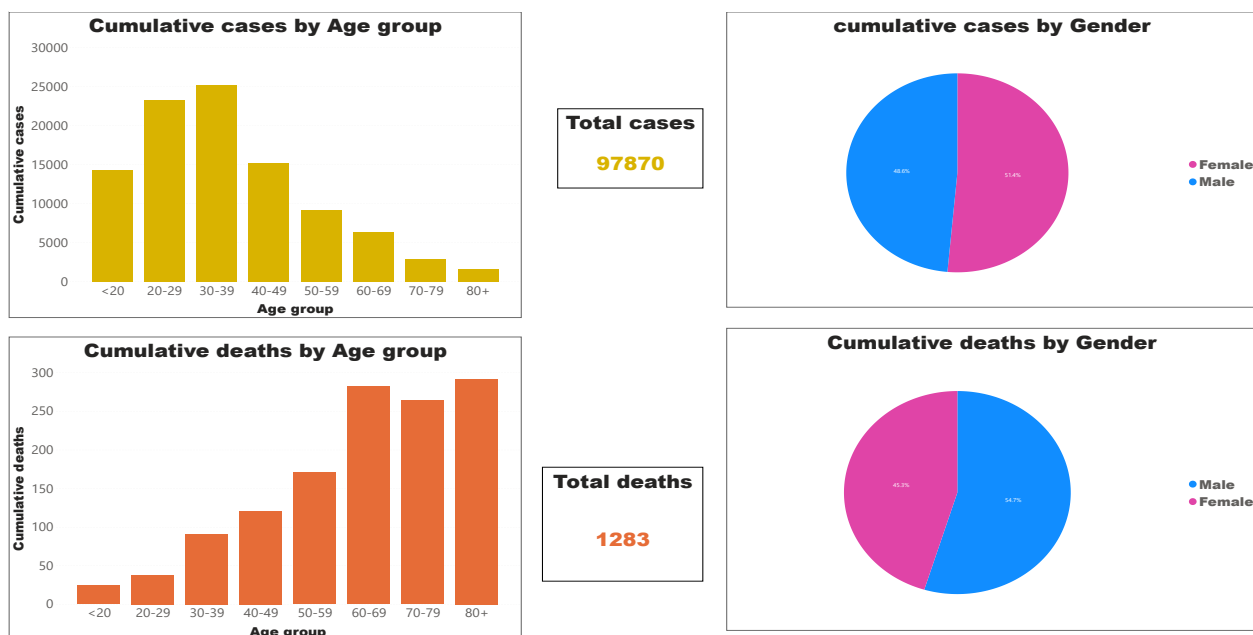
2. Weekly trend in number of new cases and deaths



Graph 1: Weekly trends in number of new cases and deaths

3. Distribution of cases and deaths by age group and gender.

Distribution of cases and deaths by age group and gender as of October 3, 2021



Graph 2 Distribution of cases and deaths by age group and gender

4. Weekly summary in numbers: Comparison with the previous week

Indicator	Week 37 From to 20 th to 26 th September, 2021	Week 39 From 27 th September to 3 rd October, 2021
Number of new tests	88,398	85,899
New cases	1,582	1,022
Positivity rate	1,78%	1.18%
New deaths	41	31
New recoveries	4,036	2,729
New cases in Kigali	98	78
New cases outside Kigali	1,484	975
New deaths in Kigali	2	3
New deaths outside Kigali	39	29
Incidence rate (cases by 100,000 people)	12/100,000	8/100,000

5. Cumulative cases and deaths by district

Cumulative number of cases and deaths by district as of October 3, 2021

