










COVID19 Weekly Epidemiological Bulletin

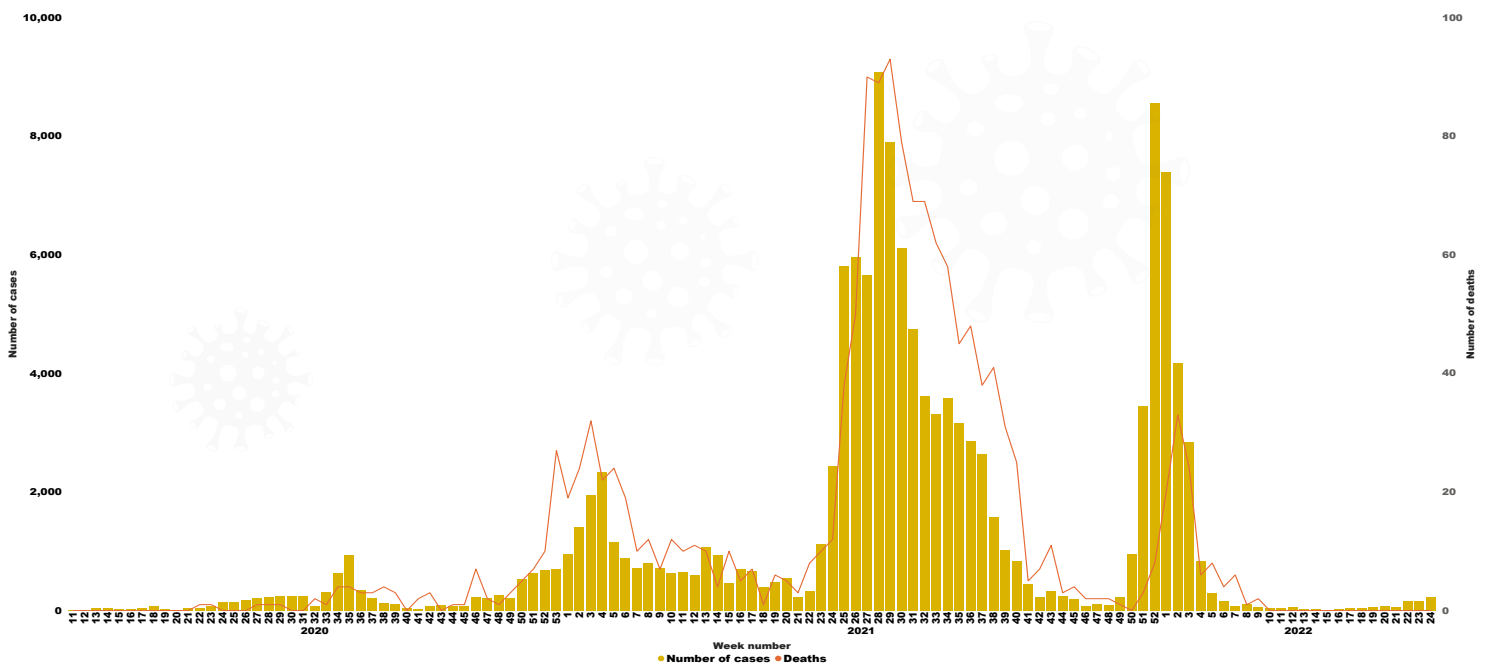
EPI WEEK 24: from 13th to 19th June,2022

1. Cumulative epidemiological summary as of 19th June,2022

	Number of tests: 5,522,874		Active cases: 447
	Average tests per day: 6,670		Number of cases in critical condition: 0
	Number of positive cases: 130,606		Number of vaccinated people
	Positivity rate: 2.36%		With at least one dose: 9,106,758
	Number of deaths: 1,459		With two doses: 8,639,588
	Case fatality ratio: 1.11%		With three doses: 4,912,370
	Number of recoveries: 128,699		
	Recovery rate: 98.53 %		

2. Weekly trend in number of new cases and deaths

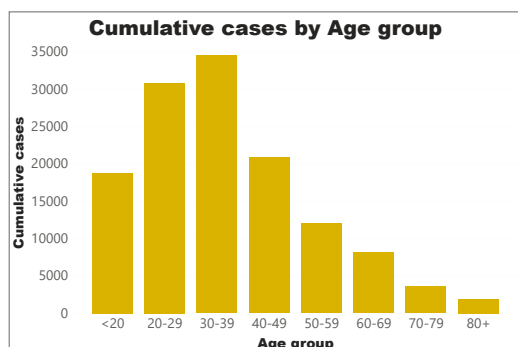
Weekly trend in number of new COVID-19 positive cases and deaths in Rwanda



Graph 1: Weekly trends in number of new cases and deaths

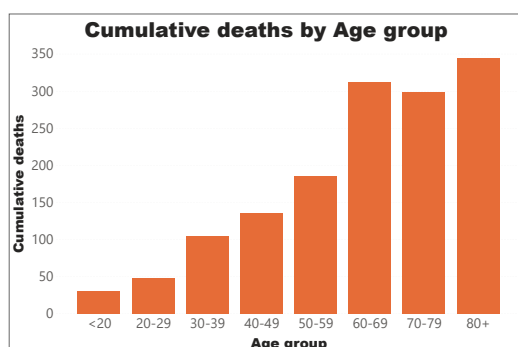
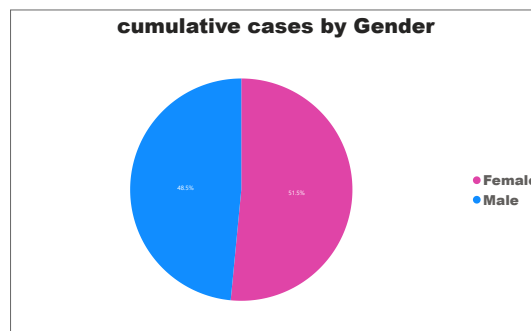
3. Distribution of cases and deaths by age group and gender.

Distribution of cases and deaths by age group and gender as of June 19,2022



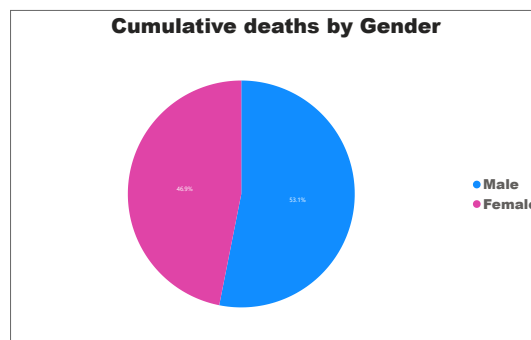
Total cases

130606



Total deaths

1459



Graph 2 Distribution of cases and deaths by age group and gender

4. Weekly summary in numbers: Comparison with the previous week

Indicator	EPI WEEK 22: From 30 th May to 5 th June,2022	EPI WEEK 24: From 13 th to 19 th June,2022
Number of new tests	32,280	31,064
New cases	161	223
Positivity rate	0.49%	0.71%
New deaths	0	0
New recoveries	48	86
New cases in Kigali	114	180
New cases outside Kigali	47	43
New deaths in Kigali	0	0
New deaths outside Kigali	0	0
Weekly Incidence rate (cases by 100,000 people)	1/100,000	1/100,000

5. Cumulative cases and deaths by district

Cumulative number of cases and deaths by district as of June 19, 2022

