










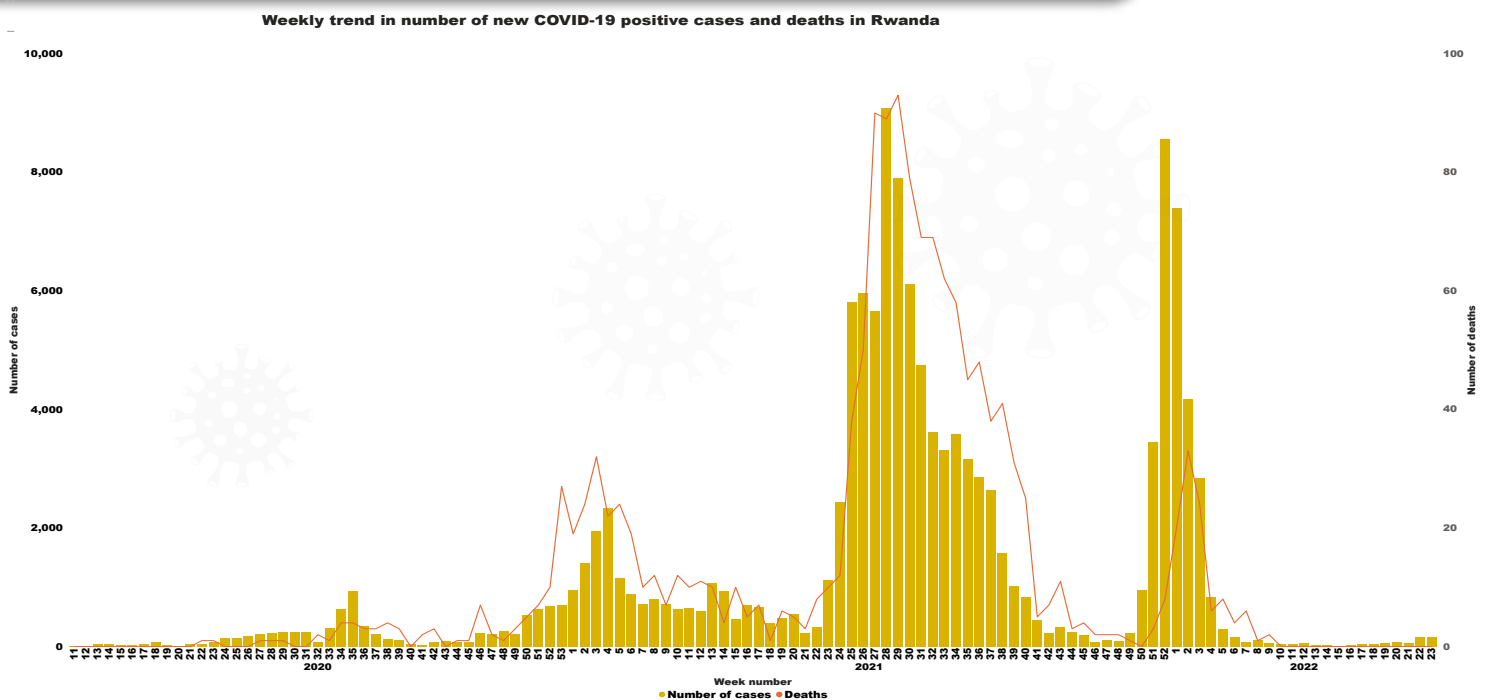
# COVID19 Weekly Epidemiological Bulletin

EPI WEEK 23: From 6<sup>th</sup> to 12<sup>th</sup> June, 2022

## 1. Cumulative epidemiological summary as of 12<sup>th</sup> June, 2022

	Number of tests: <b>5,491,810</b>		Active cases: <b>311</b>
	Average tests per day: <b>6,689</b>		Number of cases in critical condition: <b>0</b>
	Number of positive cases: <b>130,383</b>		Number of vaccinated people
	Positivity rate: <b>2.37%</b>		With at least one dose: <b>9,092,255</b>
	Number of deaths: <b>1,459</b>		With two doses: <b>8,601,838</b>
	Case fatality ratio: <b>1.11%</b>		With three doses: <b>4,840,072</b>
	Number of recoveries: <b>128,613</b>		
	Recovery rate: <b>98.64 %</b>		

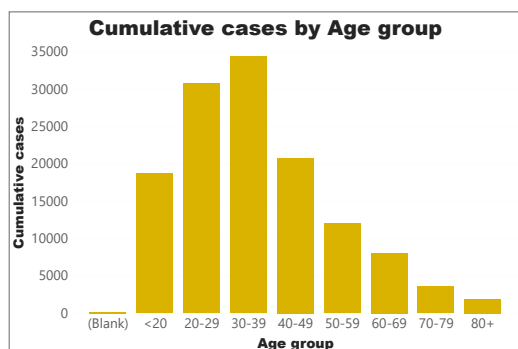
## 2. Weekly trend in number of new cases and deaths



Graph 1: Weekly trends in number of new cases and deaths

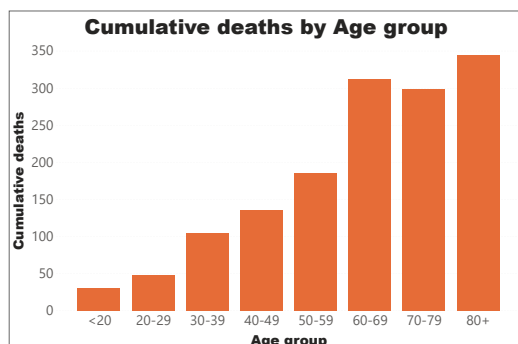
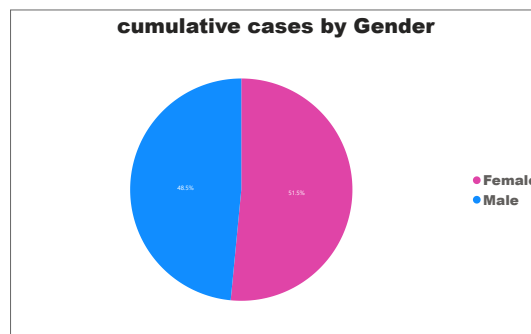
### 3. Distribution of cases and deaths by age group and gender.

Distribution of cases and deaths by age group and gender as of June 12,2022



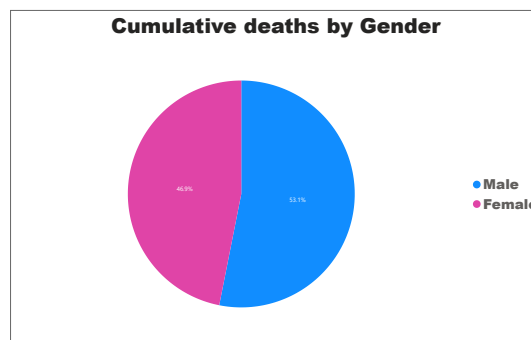
**Total cases**

**130383**



**Total deaths**

**1459**



Graph 2 Distribution of cases and deaths by age group and gender

### 4. Weekly summary in numbers: Comparison with the previous week

Indicator	EPI WEEK 22:	EPI WEEK 23:
	From 30 <sup>th</sup> May to 5 <sup>th</sup> June,2022	From 6 <sup>th</sup> to 12 <sup>th</sup> June,2022
Number of new tests	32,280	37,080
New cases	161	165
Positivity rate	0.49%	0.44%
New deaths	0	0
New recoveries	48	27
New cases in Kigali	114	137
New cases outside Kigali	47	28
New deaths in Kigali	0	0
New deaths outside Kigali	0	0
Weekly Incidence rate (cases by 100,000 people)	1/100,000	1/100,000

## 5. Cumulative cases and deaths by district

Cumulative number of cases and deaths by district as of June 12, 2022

