










COVID19 Weekly Epidemiological Bulletin

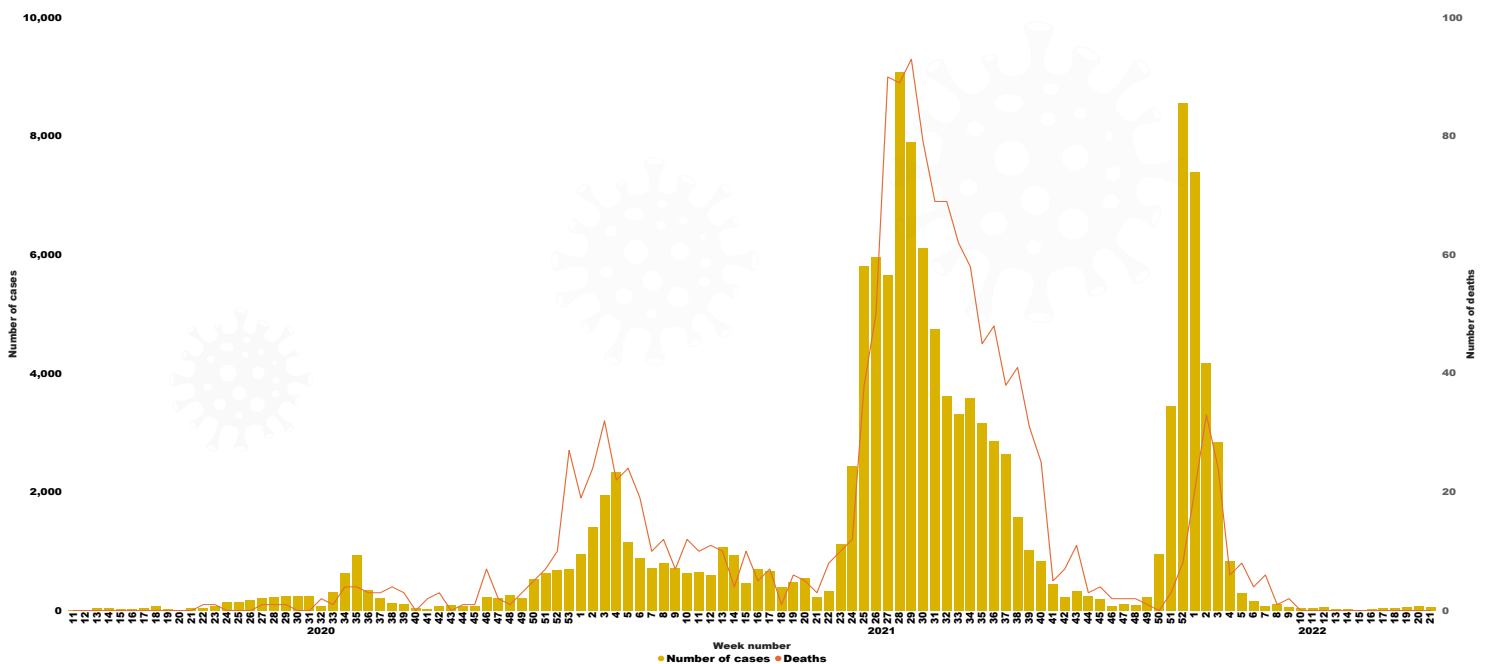
EPI WEEK 21: From 23rd to 29th May, 2022

1. Cumulative epidemiological summary as of 22nd May, 2022

	Number of tests: 5,422,450		Active cases: 60
	Average tests per day: 6,719		Number of cases in critical condition: 0
	Number of positive cases: 130,057		Number of vaccinated people
	Positivity rate: 2.39 %		With at least one dose: 9,066,989
	Number of deaths: 1,459		With two doses: 8,541,130
	Case fatality ratio: 1.12%		With three doses: 4,671,260
	Number of recoveries: 128,538		
	Recovery rate: 98.83%		

2. Weekly trend in number of new cases and deaths

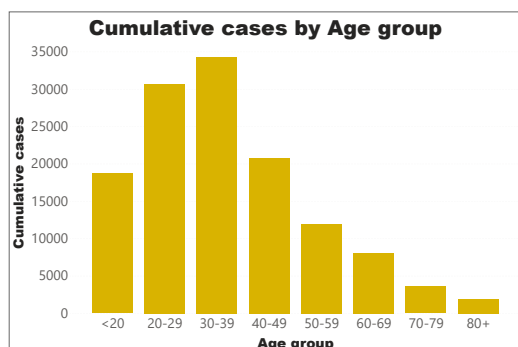
Weekly trend in number of new COVID-19 positive cases and deaths in Rwanda



Graph 1: Weekly trends in number of new cases and deaths

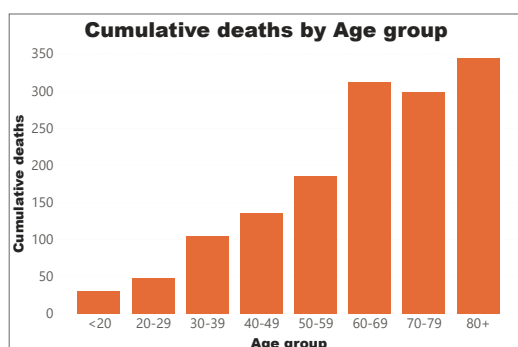
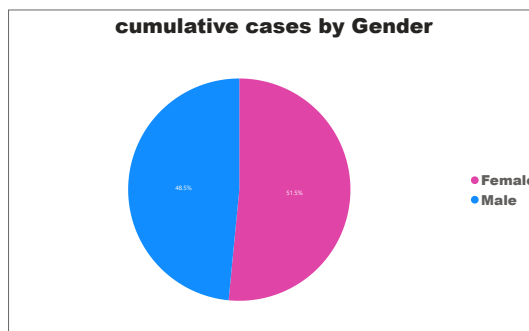
3. Distribution of cases and deaths by age group and gender.

Distribution of cases and deaths by age group and gender as of May 29,2022



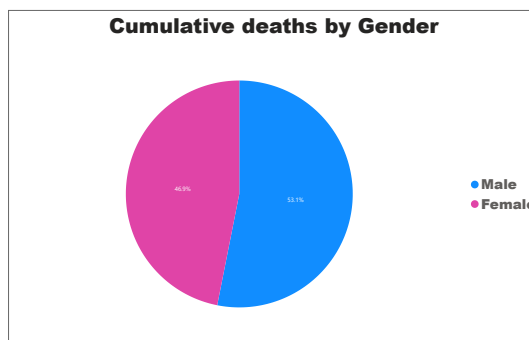
Total cases

130057



Total deaths

1459



Graph 2 Distribution of cases and deaths by age group and gender

4. Weekly summary in numbers: Comparison with the previous week

Indicator	EPI WEEK 20:	EPI WEEK 21:
	From 16 th to 22 nd May ,2022	From 23 rd to 29 th May ,2022
Number of new tests	33,884	25,945
New cases	68	55
Positivity rate	0.20	0.21
New deaths	0	0
New recoveries	64	68
New cases in Kigali	53	37
New cases outside Kigali	15	18
New deaths in Kigali	0	0
New deaths outside Kigali	0	0
Weekly Incidence rate (cases by 100,000 people)	1/100,000	1/100,000

5. Cumulative cases and deaths by district

Cumulative number of cases and deaths by district as of May 29, 2022

