










# COVID19 Weekly Epidemiological Bulletin

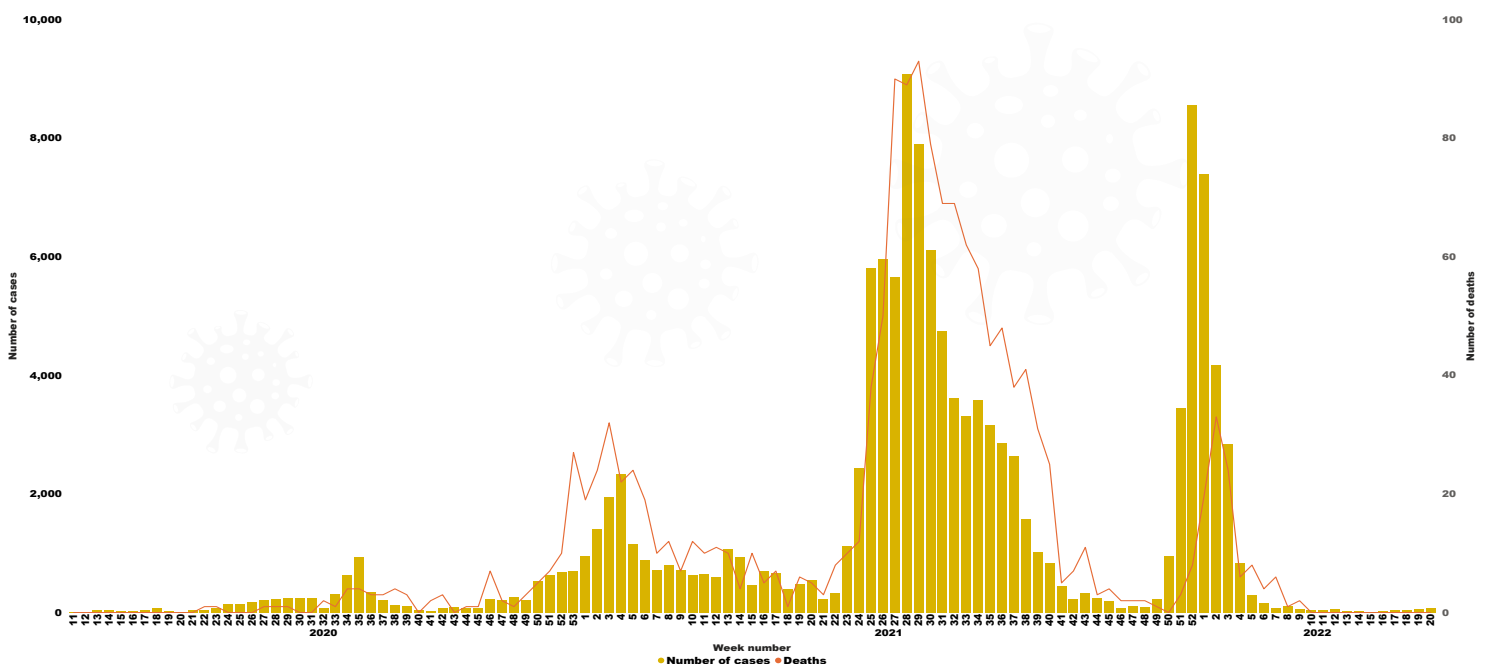
EPI WEEK 20: From 16<sup>th</sup> to 22<sup>nd</sup> May, 2022

## 1.1. Cumulative epidemiological summary as of 22<sup>nd</sup> May, 2022

	Number of tests: <b>5,386,505</b>		Active cases: <b>72</b>
	Average tests per day: <b>6,733</b>		Number of cases in critical condition: <b>0</b>
	Number of positive cases: <b>130,002</b>		Number of vaccinated people
	Positivity rate: <b>2,41 %</b>		With at least one dose: <b>9,057,232</b>
	Number of deaths: <b>1,459</b>		With two doses: <b>8,532,607</b>
	Case fatality ratio: <b>1.12%</b>		With three doses: <b>4,589,759</b>
	Number of recoveries: <b>128,471</b>		
	Recovery rate: <b>98.82%</b>		

## 2. Weekly trend in number of new cases and deaths

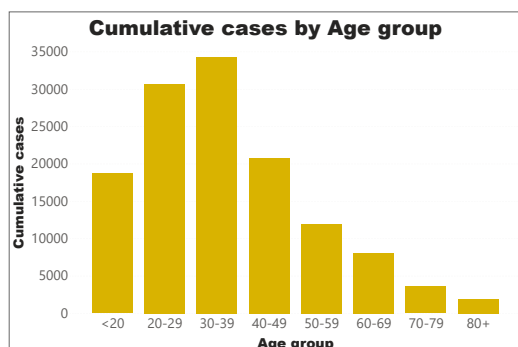
Weekly trend in number of new COVID-19 positive cases and deaths in Rwanda



Graph 1: Weekly trends in number of new cases and deaths

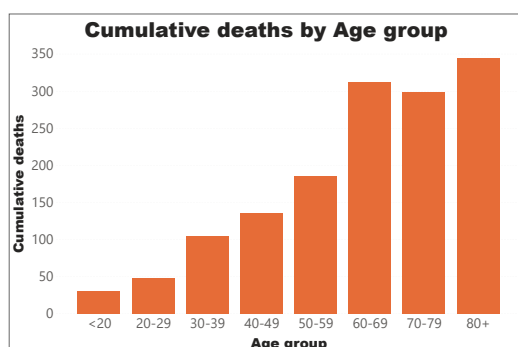
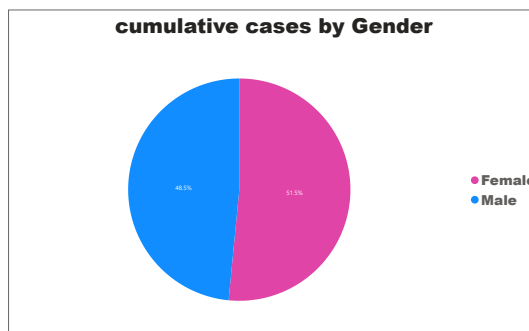
### 3. Distribution of cases and deaths by age group and gender.

Distribution of cases and deaths by age group and gender as of May 22 ,2022



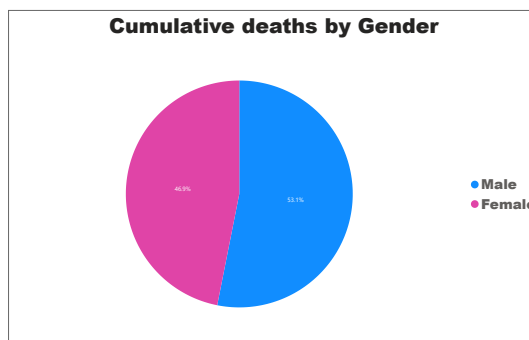
**Total cases**

**130002**



**Total deaths**

**1459**



Graph 2 Distribution of cases and deaths by age group and gender

### 4. Weekly summary in numbers: Comparison with the previous week

Indicator	EPI WEEK 19:	EPI WEEK 20:
	From 9 <sup>th</sup> to 15 <sup>th</sup> May ,2022	From 16 <sup>th</sup> to 22 <sup>nd</sup> May ,2022
Number of new tests	41,572	33,884
New cases	62	68
Positivity rate	0.16	0.20
New deaths	0	0
New recoveries	32	64
New cases in Kigali	49	53
New cases outside Kigali	13	15
New deaths in Kigali	0	0
New deaths outside Kigali	0	0
Weekly Incidence rate (cases by 100,000 people)	1/100,000	1/100,000

## 5. Cumulative cases and deaths by district

Cumulative number of cases and deaths by district as of May 22, 2022

