










# COVID19 Weekly Epidemiological Bulletin

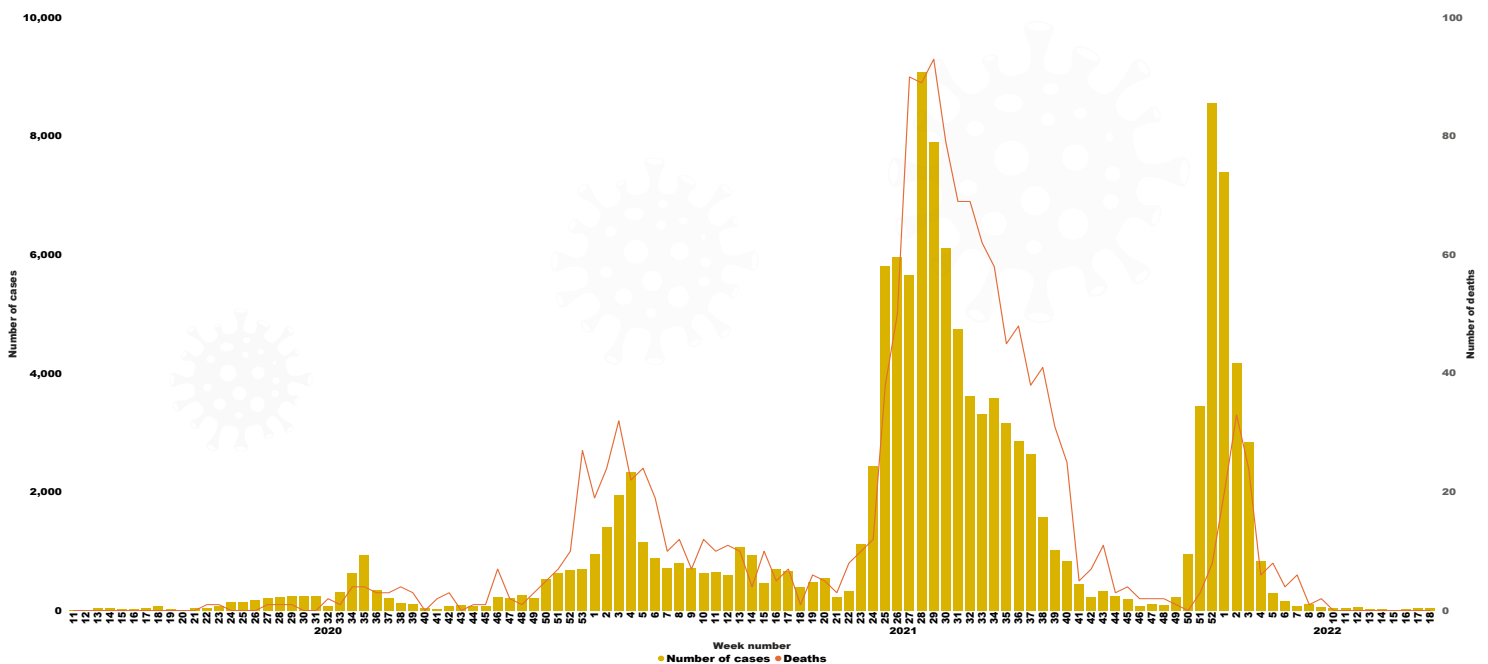
EPI WEEK 18: From 2<sup>nd</sup> to 8<sup>th</sup> May ,2022

## 1. Epidemiological summary as of 8<sup>th</sup> May,2022

	Number of tests: <b>5,306,502</b>		Active cases: <b>38</b>
	Average tests per day: <b>6,751</b>		Number of cases in critical condition: <b>0</b>
	Number of positive cases: <b>129,872</b>		Number of vaccinated people
	Positivity rate: <b>2.44%</b>		With at least one dose: <b>9,017,822</b>
	Number of deaths: <b>1,459</b>		With two doses: <b>8,440,032</b>
	Case fatality ratio: <b>1.12%</b>		With three doses: <b>4,324,560</b>
	Number of recoveries: <b>128,375</b>		
	Recovery rate: <b>98.84%</b>		

## 2. Weekly trend in number of new cases and deaths

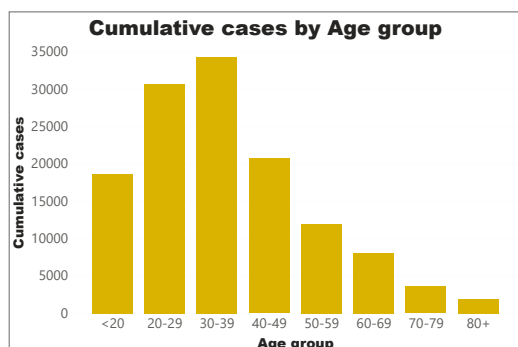
Weekly trend in number of new COVID-19 positive cases and deaths in Rwanda



Graph 1: Weekly trends in number of new cases and deaths

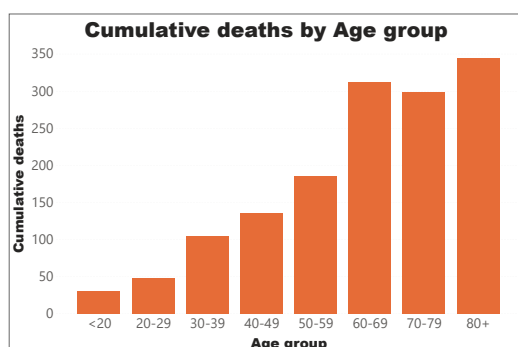
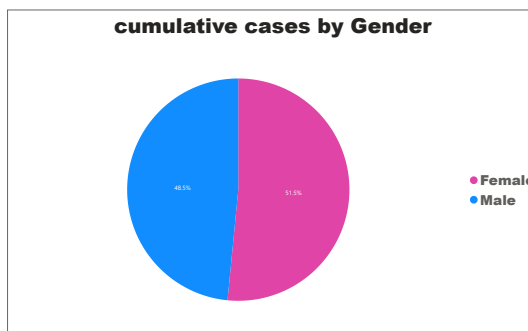
### 3. Distribution of cases and deaths by age group and gender.

Distribution of cases and deaths by age group and gender as of May 8 ,2022



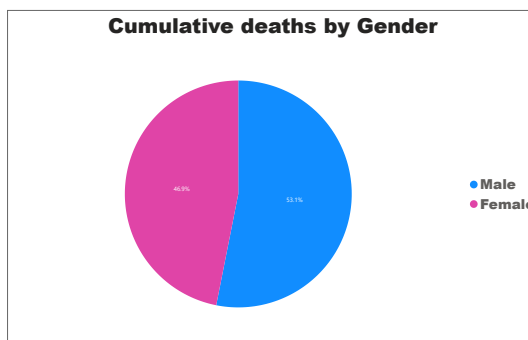
**Total cases**

**129872**



**Total deaths**

**1459**



Graph 2 Distribution of cases and deaths by age group and gender

### 4. Weekly summary in numbers: Comparison with the previous week

Indicator	EPI WEEK 17:	EPI WEEK 18:
	From 25 <sup>th</sup> April to 1 <sup>st</sup> May ,2022	From 2 <sup>nd</sup> to 8 <sup>th</sup> May ,2022
Number of new tests	36,623	30,887
New cases	19	38
Positivity rate	0.05%	0.12%
New deaths	0	0
New recoveries	12	28
New cases in Kigali	5	16
New cases outside Kigali	10	22
New deaths in Kigali	0	0
New deaths outside Kigali	0	0
Weekly Incidence rate (cases by 100,000 people)	1/100,000	1/100,000

## 5. Cumulative cases and deaths by district

Cumulative number of cases and deaths by district as of May 8, 2022

