










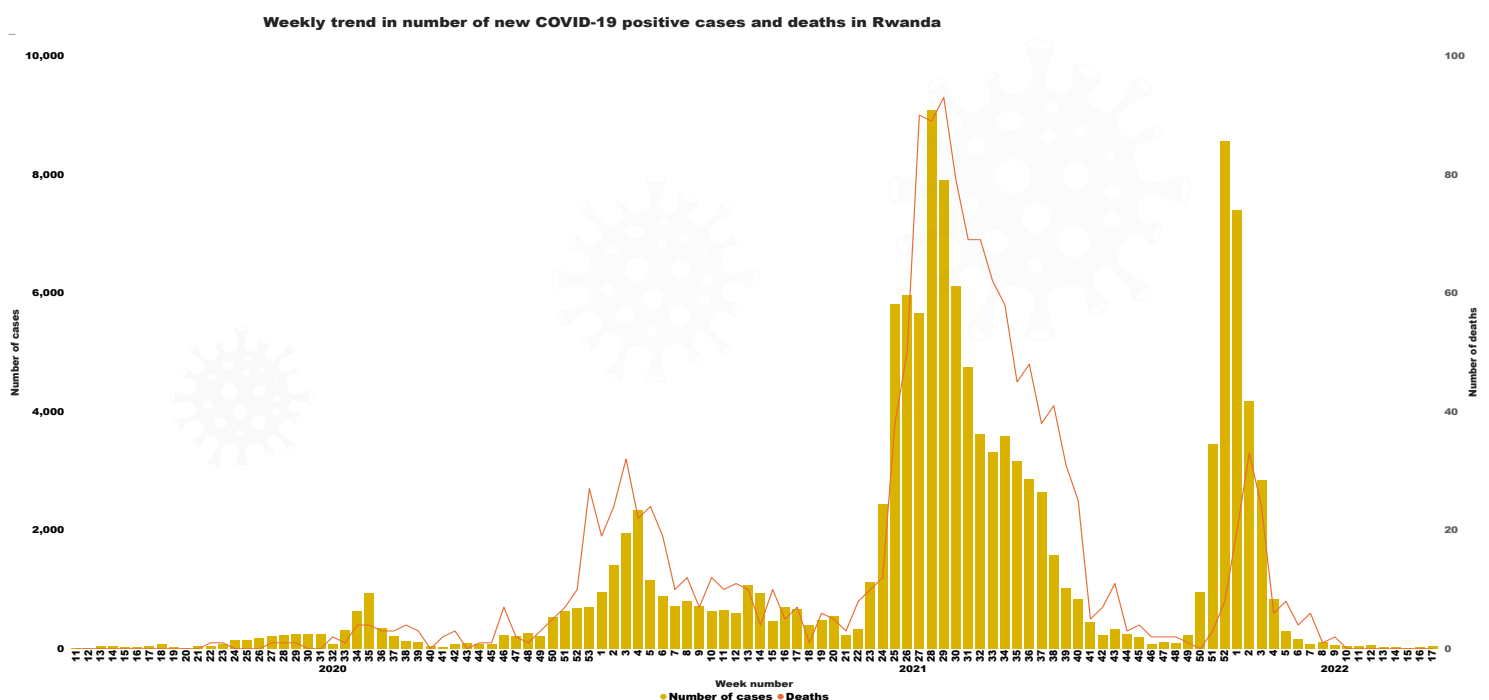
COVID19 Weekly Epidemiological Bulletin

EPI WEEK 17: From 25th April to 1st May, 2022

1. Epidemiological summary as of 1st May, 2022

	Number of tests: 5,275,615		Active cases: 28
	Average tests per day: 6772		Number of cases in critical condition: 0
	Number of positive cases: 129,834		Number of vaccinated people
	Positivity rate: 2.46%		With at least one dose: 9,004,612
	Number of deaths: 1,459		With two doses: 8,402,879
	Case fatality ratio: 1.12%		With three doses: 4,164,198
	Number of recoveries: 128,347		
	Recovery rate: 98.85%		

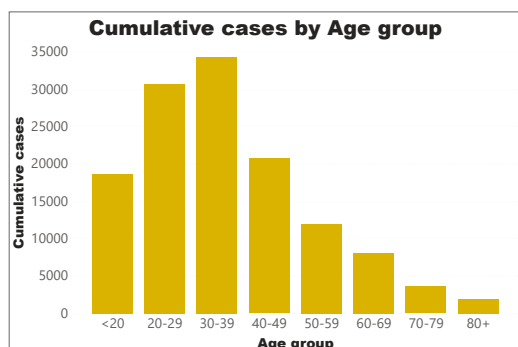
2. Weekly trend in number of new cases and deaths



Graph 1: Weekly trends in number of new cases and deaths

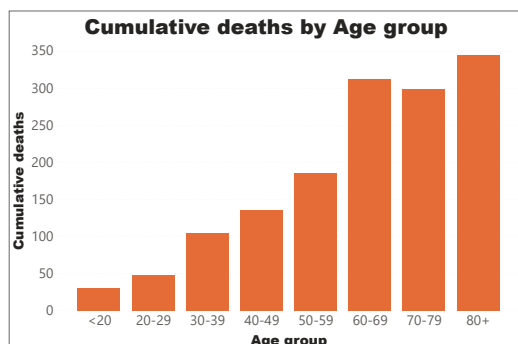
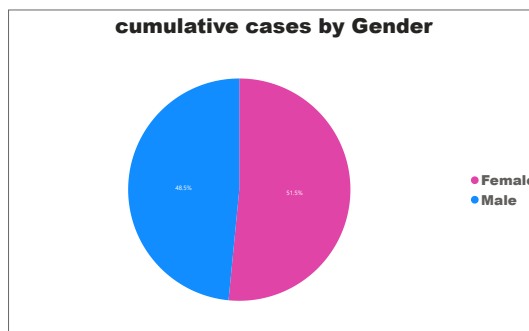
3. Distribution of cases and deaths by age group and gender.

Distribution of cases and deaths by age group and gender as of May 1 ,2022



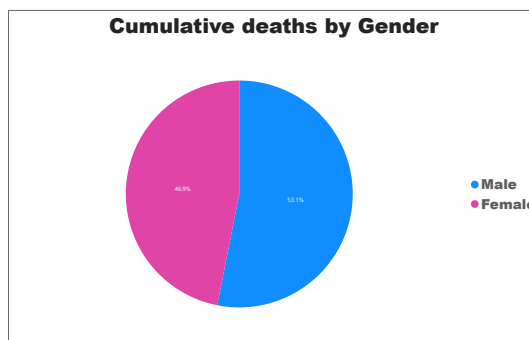
Total cases

129834



Total deaths

1459



Graph 2 Distribution of cases and deaths by age group and gender

4. Weekly summary in numbers: Comparison with the previous week

Indicator	EPI WEEK 16:	EPI WEEK 17:
	From 18 th to 24 th April,2022	From 25 th April to 1 st May ,2022
Number of new tests	36,623	42,295
New cases	19	46
Positivity rate	0.05%	0.10%
New deaths	0	0
New recoveries	12	34
New cases in Kigali	5	17
New cases outside Kigali	10	29
New deaths in Kigali	0	0
New deaths outside Kigali	0	0
Weekly Incidence rate (cases by 100,000 people)	1/100,000	1/100,000

5. Cumulative cases and deaths by district

Cumulative number of cases and deaths by district as of May 1, 2022

