










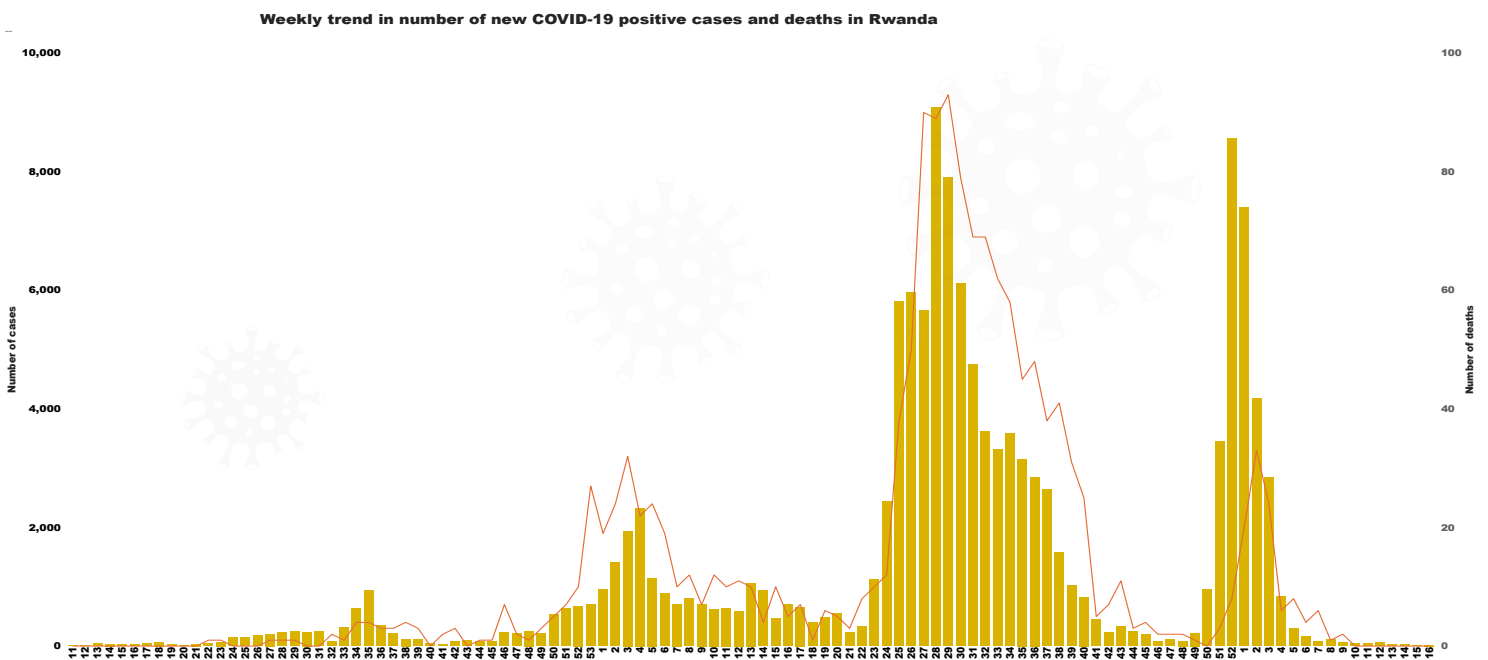
COVID19 Weekly Epidemiological Bulletin

EPI WEEK 16: From 18th to 24th April, 2022

1. Epidemiological summary as of 24th April ,2022

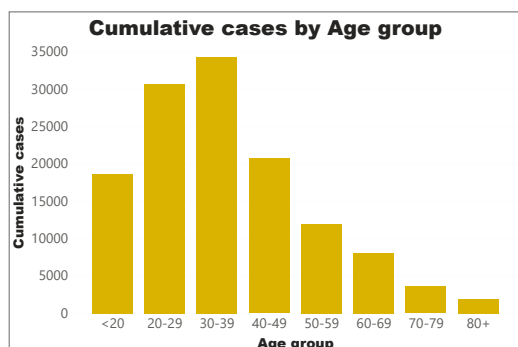
	Number of tests: 5,233,320		Active cases: 16
	Average tests per day: 6,778		Number of cases in critical condition: 0
	Number of positive cases: 129,788		Number of vaccinated people
	Positivity rate: 2.48%		With at least one dose: 8,949,879
	Number of deaths: 1,459		With two doses: 8,307,525
	Case fatality ratio: 1.12%		With three doses: 3,787,482
	Number of recoveries: 128,313		
	Recovery rate: 98.86%		

2. Weekly trend in number of new cases and deaths



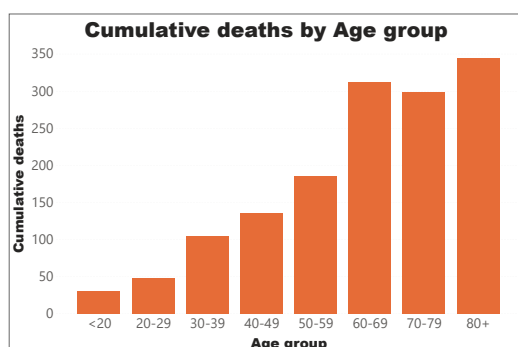
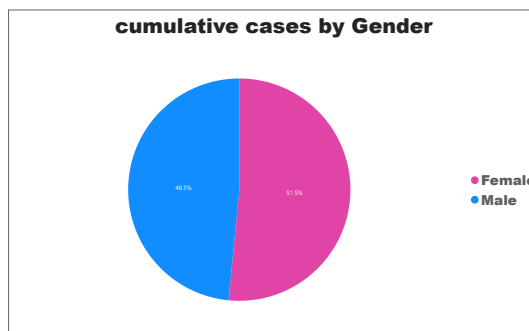
3. Distribution of cases and deaths by age group and gender.

Distribution of cases and deaths by age group and gender as of April 24 ,2022



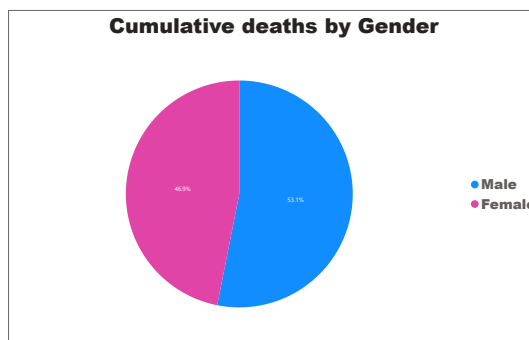
Total cases

129788



Total deaths

1459



Graph 2 Distribution of cases and deaths by age group and gender

4. Weekly summary in numbers: Comparison with the previous week

Indicator	EPI WEEK 15:	EPI WEEK 16:
	From 11 th to 17 th April,2022	From 18 th to 24 th April,2022
Number of new tests	29,821	36,623
New cases	12	19
Positivity rate	0.04%	0.05%
New deaths	0	0
New recoveries	28	12
New cases in Kigali	9	5
New cases outside Kigali	3	10
New deaths in Kigali	0	0
New deaths outside Kigali	0	0
Weekly Incidence rate (cases by 100,000 people)	1/100,000	1/100,000

5. Cumulative cases and deaths by district

Cumulative number of cases and deaths by district as of April 24, 2022

