










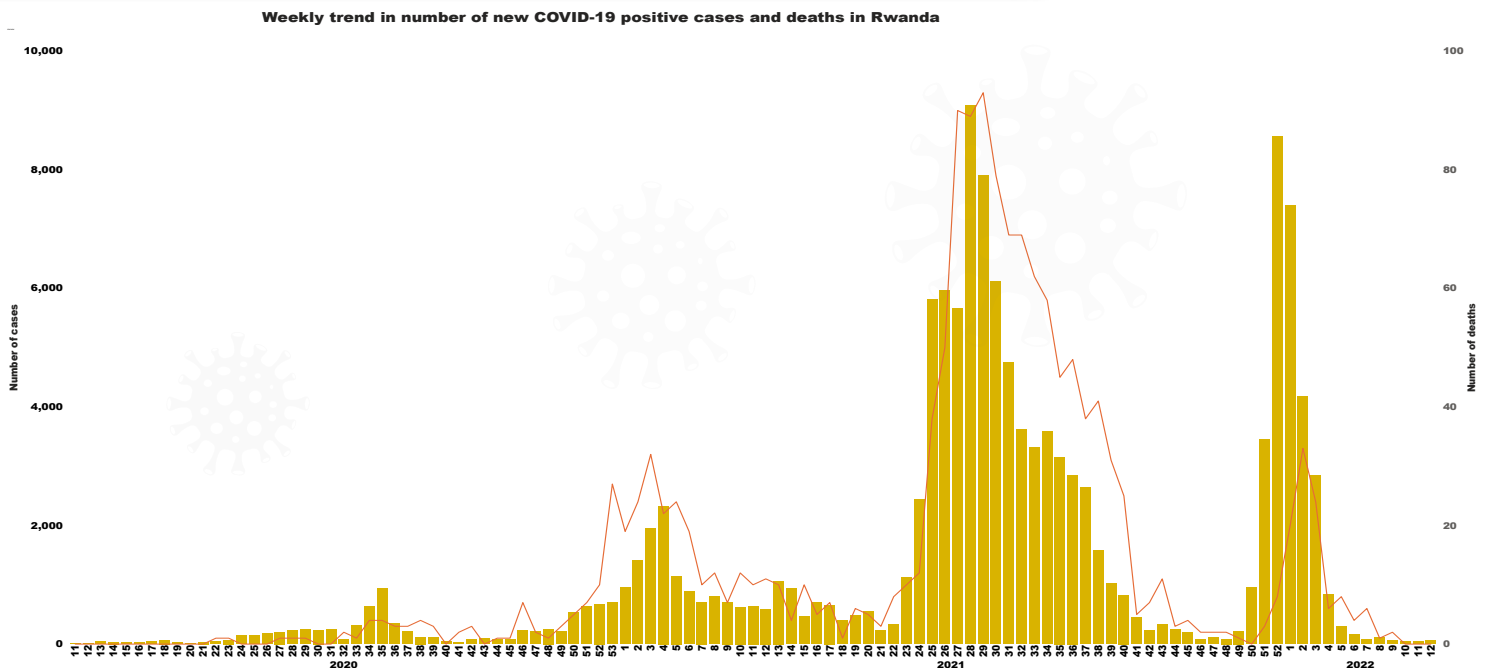
COVID19 Weekly Epidemiological Bulletin

EPI WEEK 12: From 21st to 27th March ,2022

1. Epidemiological summary as of 27th March ,2022

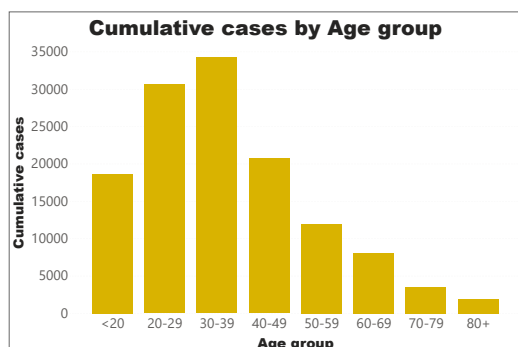
	Number of tests: 5,081,757		Active cases: 67
	Average tests per day: 6,830		Number of cases in critical condition: 0
	Number of positive cases: 129,709		Number of vaccinated people
	Positivity rate: 2.55%		With at least one dose: 8,909,929
	Number of deaths: 1,459		With two doses: 8,103,360
	Case fatality ratio: 1.12%		With three doses: 2,906,602
	Number of recoveries: 128,183		
	Recovery rate: 98.82%		

2. Weekly trend in number of new cases and deaths



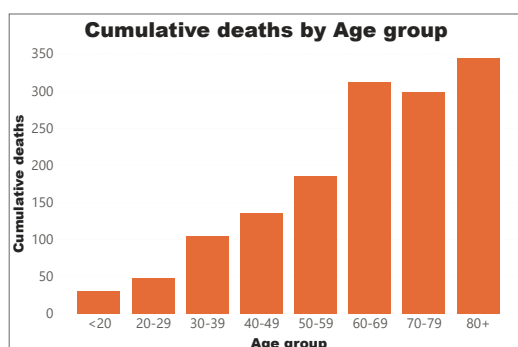
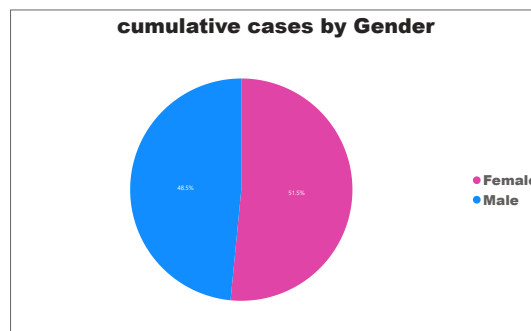
3. Distribution of cases and deaths by age group and gender.

Distribution of cases and deaths by age group and gender as of March 27 ,2022



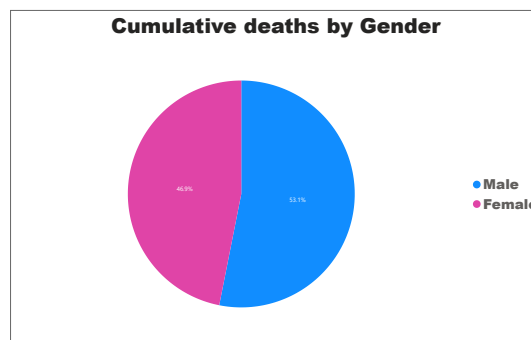
Total cases

129709



Total deaths

1459



Graph 2 Distribution of cases and deaths by age group and gender

4. Weekly summary in numbers: Comparison with the previous week

Indicator	EPI WEEK 11: 14 th to 20 th March ,2022	EPI WEEK 12: 21 st to 27 th March ,2022
Number of new tests	51,694	57,466
New cases	46	62
Positivity rate	0.08%	0.10%
New deaths	0	0
New recoveries	47	59
New cases in Kigali	40	19
New cases outside Kigali	6	43
New deaths in Kigali	0	0
New deaths outside Kigali	0	0
Weekly Incidence rate (cases by 100,000 people)	1/100,000	1/100,000

5. Cumulative cases and deaths by district

Cumulative number of cases and deaths by district as of March 27, 2022

