










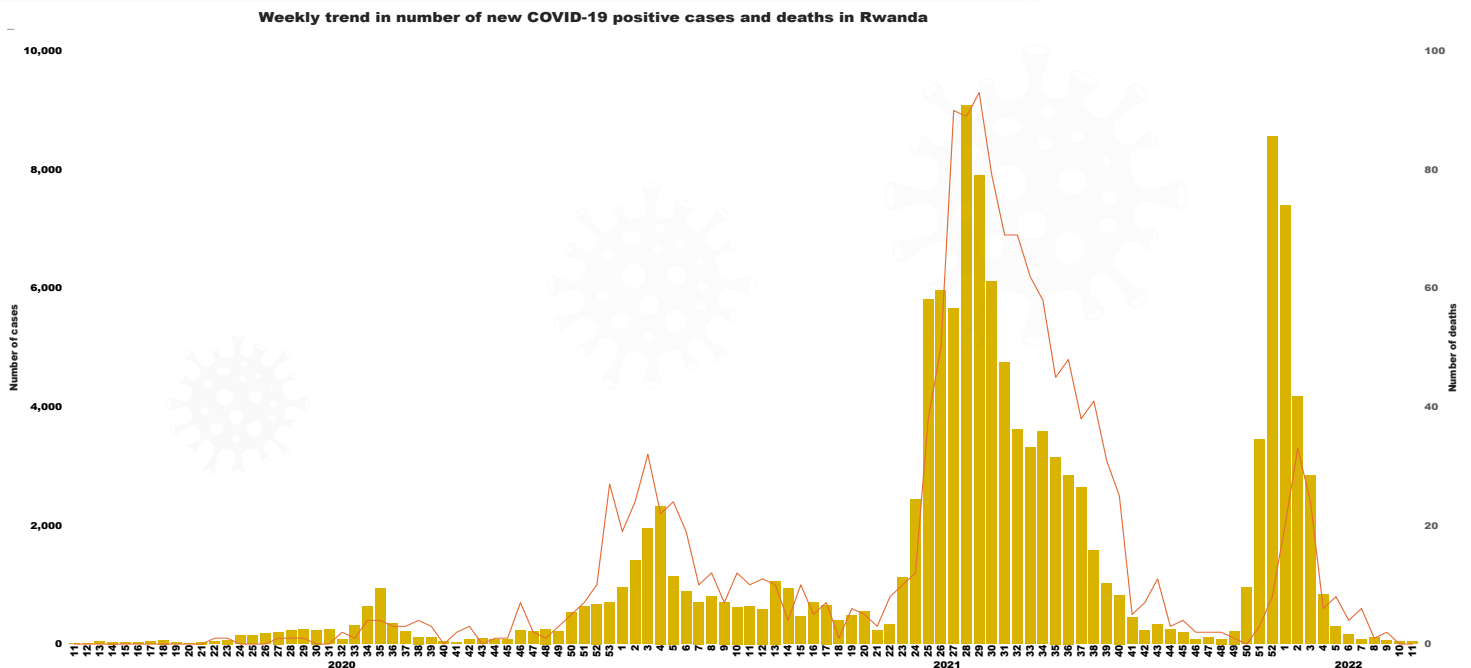
# COVID19 Weekly Epidemiological Bulletin

EPI WEEK 11: 14<sup>th</sup> to 20<sup>th</sup> March ,2022

## 1. Epidemiological summary as of 20<sup>th</sup> March ,2022

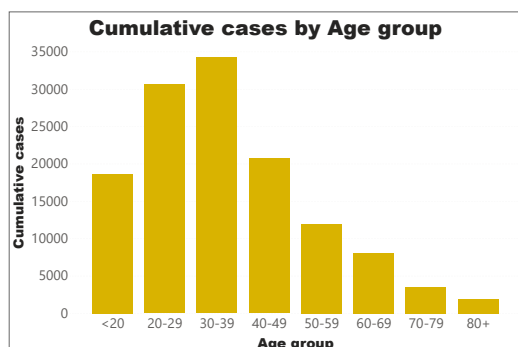
	Number of tests: <b>5,024,291</b>		Active cases: <b>52</b>
	Average tests per day: <b>6,882</b>		Number of cases in critical condition: <b>0</b>
	Number of positive cases: <b>129,647</b>		Number of vaccinated people
	Positivity rate: <b>2.58%</b>		With at least one dose: <b>8,896,900</b>
	Number of deaths: <b>1,459</b>		With two doses: <b>8,041,233</b>
	Case fatality ratio: <b>1.12%</b>		With three doses: <b>2,525,235</b>
	Number of recoveries: <b>128,124</b>		
	Recovery rate: <b>98.82%</b>		

## 2. Weekly trend in number of new cases and deaths



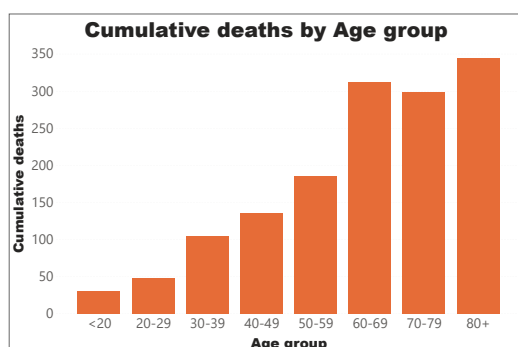
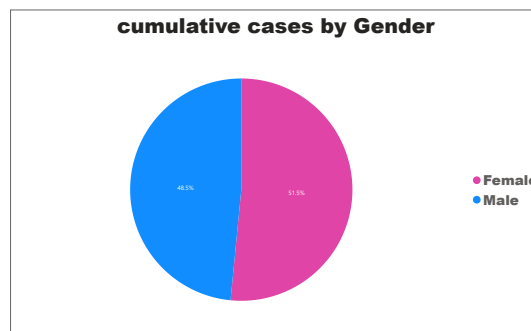
### 3. Distribution of cases and deaths by age group and gender.

Distribution of cases and deaths by age group and gender as of March 20 ,2022



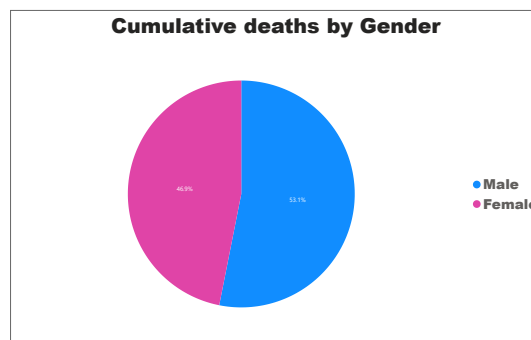
**Total cases**

**129647**



**Total deaths**

**1459**



Graph 2 Distribution of cases and deaths by age group and gender

### 4. Weekly summary in numbers: Comparison with the previous week

Indicator	EPI WEEK 10: 7 <sup>th</sup> to 13 <sup>th</sup> March ,2022	EPI WEEK 11: 14 <sup>th</sup> to 20 <sup>th</sup> March ,2022
Number of new tests	54,095	51,694
New cases	45	46
Positivity rate	0.08%	0.08%
New deaths	0	0
New recoveries	81	47
New cases in Kigali	27	40
New cases outside Kigali	18	6
New deaths in Kigali	0	0
New deaths outside Kigali	0	0
Weekly Incidence rate (cases by 100,000 people)	1/100,000	1/100,000

## 5. Cumulative cases and deaths by district

Cumulative number of cases and deaths by district as of March 20, 2022

