










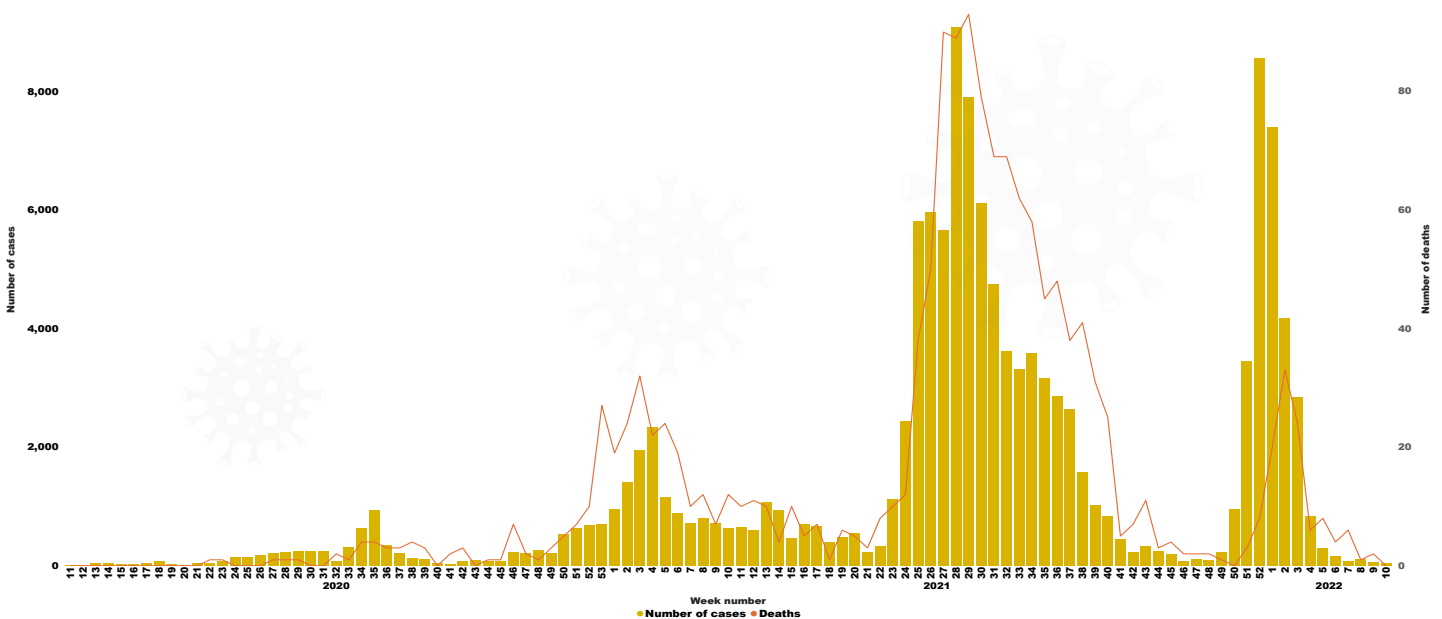
# COVID19 Weekly Epidemiological Bulletin

EPI WEEK 10: 7<sup>th</sup> to 13<sup>th</sup> March ,2022

## 1. Epidemiological summary as of 13<sup>th</sup> March ,2022

	Number of tests: <b>4,972,597</b>		Active cases: <b>65</b>
	Average tests per day: <b>6,811</b>		Number of positive cases: <b>129,601</b>
	Positivity rate: <b>2.60%</b>		Number of cases in critical condition: <b>0</b>
	Number of deaths: <b>1,459</b>		Number of vaccinated people
	Case fatality ratio: <b>1.12%</b>		With at least one dose: <b>8,879,367</b>
	Number of recoveries: <b>128,077</b>		With two doses: <b>7,973,910</b>
	Recovery rate: <b>98.82%</b>		With three doses: <b>2,191,776</b>

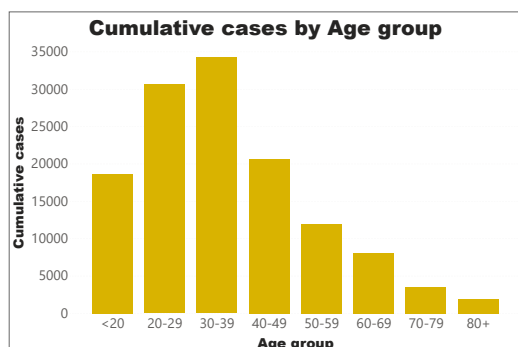
## 2. Weekly trend in number of new cases and deaths



Graph 1: Weekly trends in number of new cases and deaths

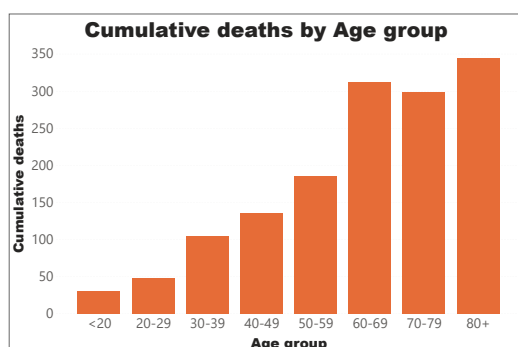
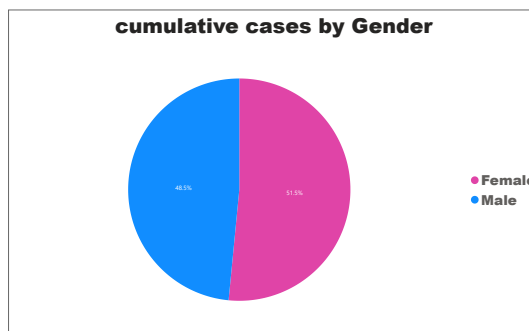
### 3. Distribution of cases and deaths by age group and gender.

Distribution of cases and deaths by age group and gender as of March 13,2022



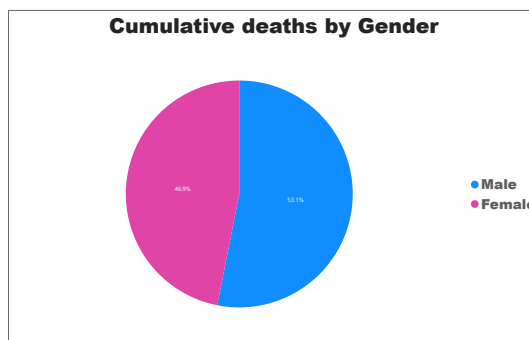
**Total cases**

**129601**



**Total deaths**

**1459**



Graph 2 Distribution of cases and deaths by age group and gender

### 4. Weekly summary in numbers: Comparison with the previous week

Indicator	EPI WEEK 9: From 28 <sup>th</sup> February to 6 <sup>th</sup> March 2022	EPI WEEK 10: 7 <sup>th</sup> to 13 <sup>th</sup> March ,2022
	Number of new tests	86,333
New cases	67	45
Positivity rate	0.07%	0.08%
New deaths	2	0
New recoveries	149	81
New cases in Kigali	43	27
New cases outside Kigali	24	18
New deaths in Kigali	0	0
New deaths outside Kigali	2	0
Weekly Incidence rate (cases by 100,000 people)	1/100,000	1/100,000

## 5. Cumulative cases and deaths by district

