










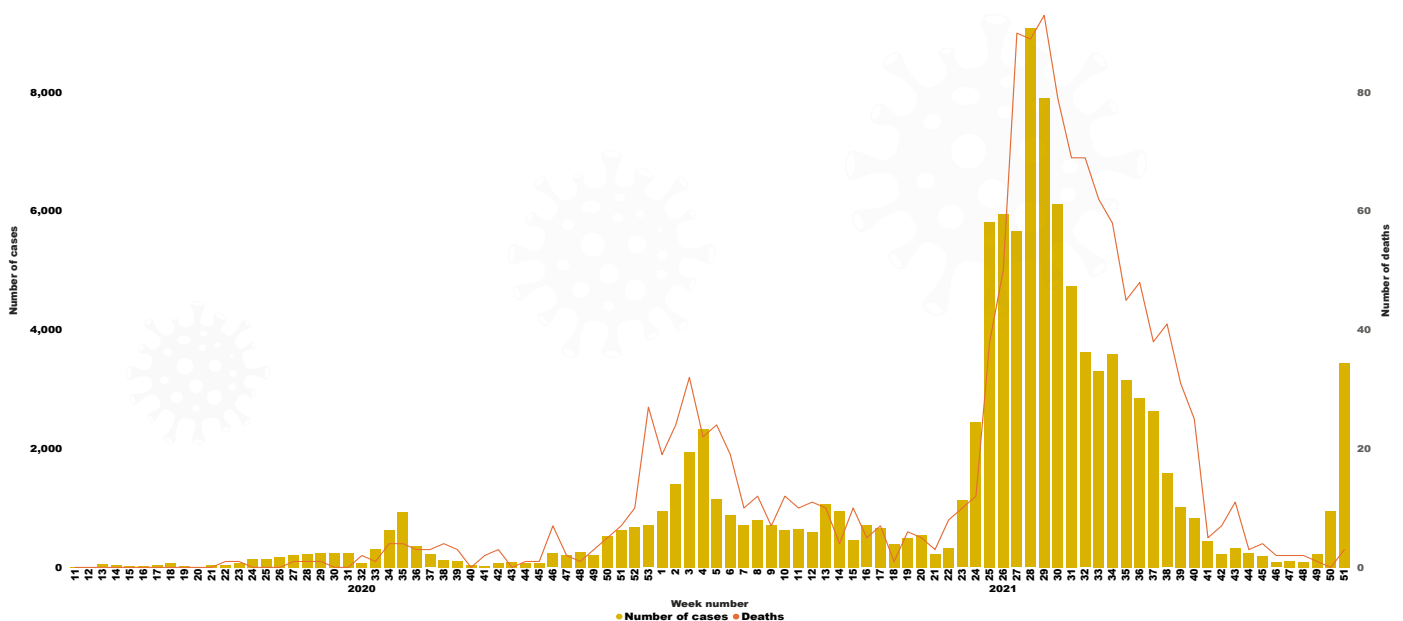
COVID19 Weekly Epidemiological Bulletin

EPI WEEK 51: From of 20th to 26th December, 2021

1. Epidemiological summary as of 26th December, 2021

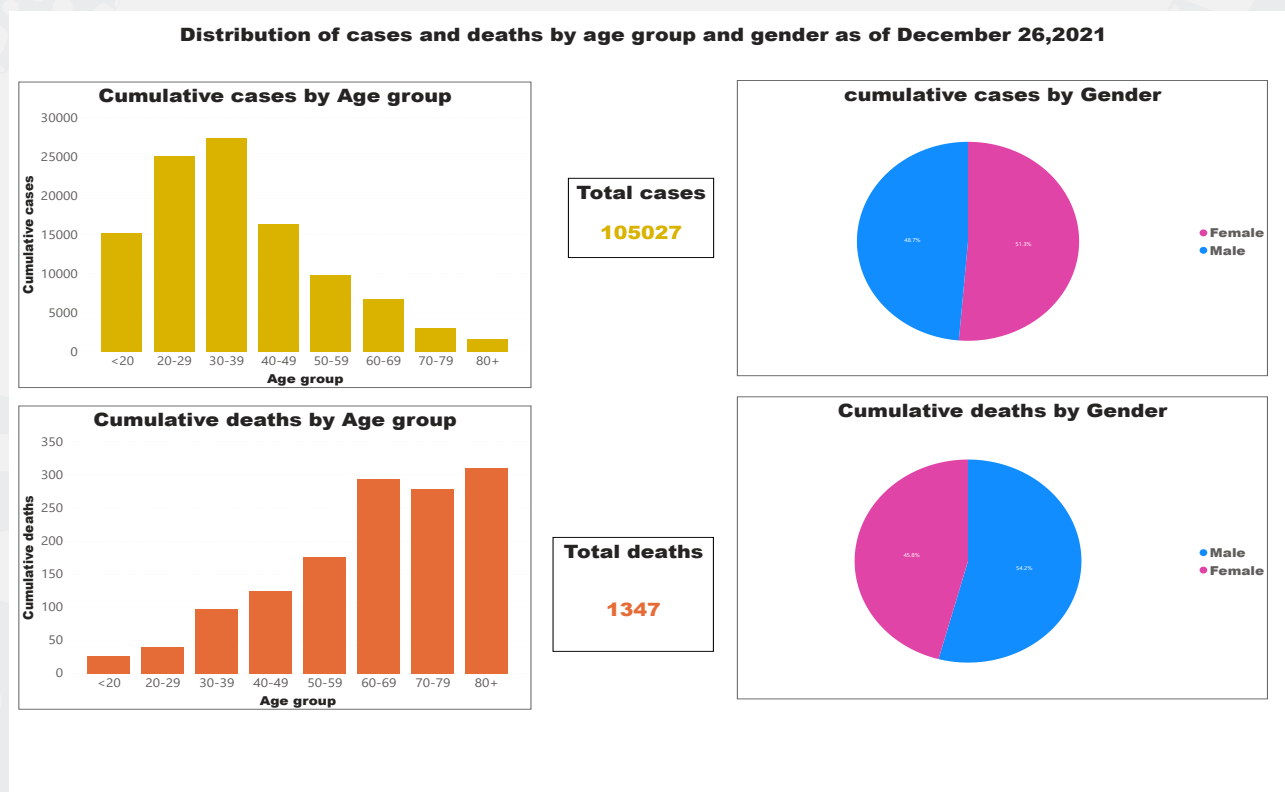
	Number of tests: 3,905,062		Active cases: 3,720
	Average tests per day: 5,980		Number of cases in critical condition: 2
	Number of positive cases: 105,027		Number of vaccinated people
	Positivity rate: 2.68%		With at least one dose: 7,587,808
	Number of deaths: 1,347		With two doses: 5,364,026
	Case fatality ratio: 1.26%		With three doses: 111,681
	Number of recoveries: 99,960		
	Recovery rate: 95.17%		

2. Weekly trend in number of new cases and deaths



Graph 1: Weekly trends in number of new cases and deaths

3. Distribution of cases and deaths by age group and gender.



Graph 2 Distribution of cases and deaths by age group and gender

4. Weekly summary in numbers: Comparison with the previous week

Indicator	EPI WEEK 50: From of 13 th to 19 th December 2021	EPI WEEK 51: From of 20 th to 26 th December 2021
Number of new tests	131,961	111,082
New cases	948	3,445
Positivity rate	0.75%	3.1%
New deaths	0	3
New recoveries	233	734
New cases in Kigali	747	2,522
New cases outside Kigali	201	923
New deaths in Kigali	0	2
New deaths outside Kigali	0	1
Weekly Incidence rate (cases by 100,000 people)	7/100,000	26/100,000

5. Cumulative cases and deaths by district

Cumulative number of cases and deaths by district as of December 26, 2021

