










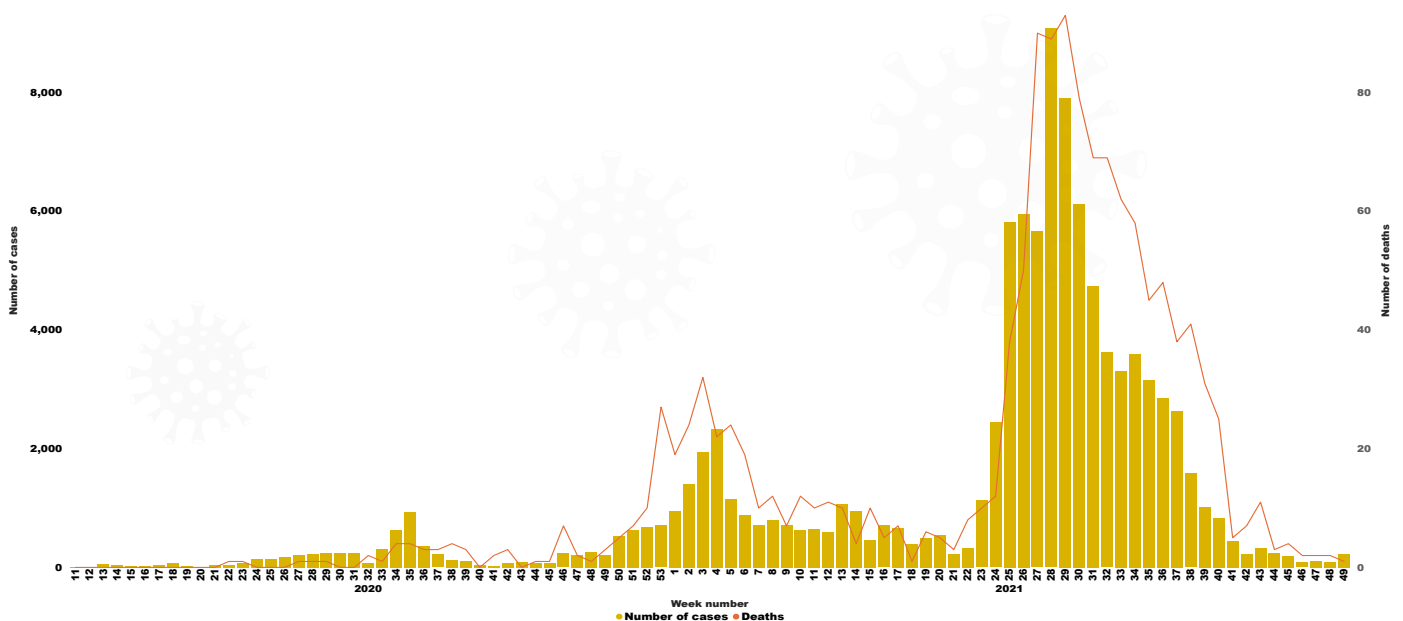
COVID19 Weekly Epidemiological Bulletin

EPI WEEK 49: From of 5th to 12th December, 2021

1. Epidemiological Summary as of 5th December 2021

	Number of tests:	3,662,019		Active cases:	298
	Average tests per day:	5,730		Number of cases in critical condition:	4
	Number of positive cases:	100,634		Number of vaccinated	
	Positivity rate:	2.74%		With at least one dose:	6,821,522
	Number of deaths:	1,344		With two doses:	4,134,538
	Case fatality ratio:	1.33%		With three doses:	18,980
	Number of recoveries:	98,990			
	Recovery rate:	98.36%			

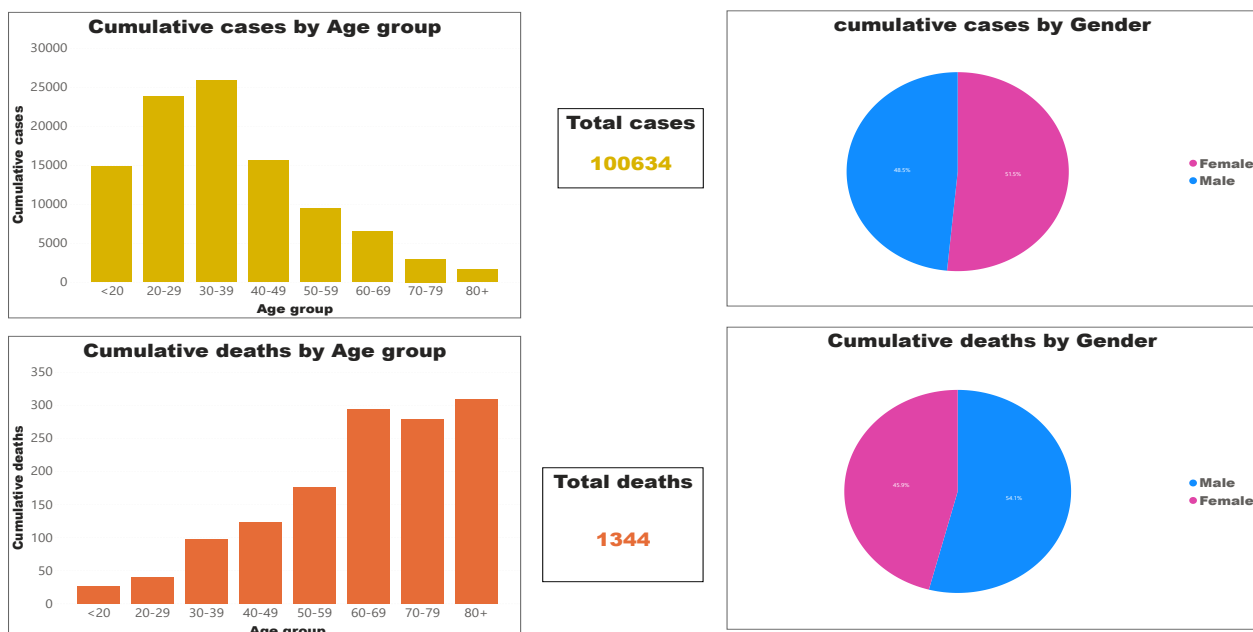
2. Weekly trend in number of new cases and deaths



Graph 1: Weekly trends in number of new cases and deaths

3. Distribution of cases and deaths by age group and gender.

Distribution of cases and deaths by age group and gender as of December 12,2021

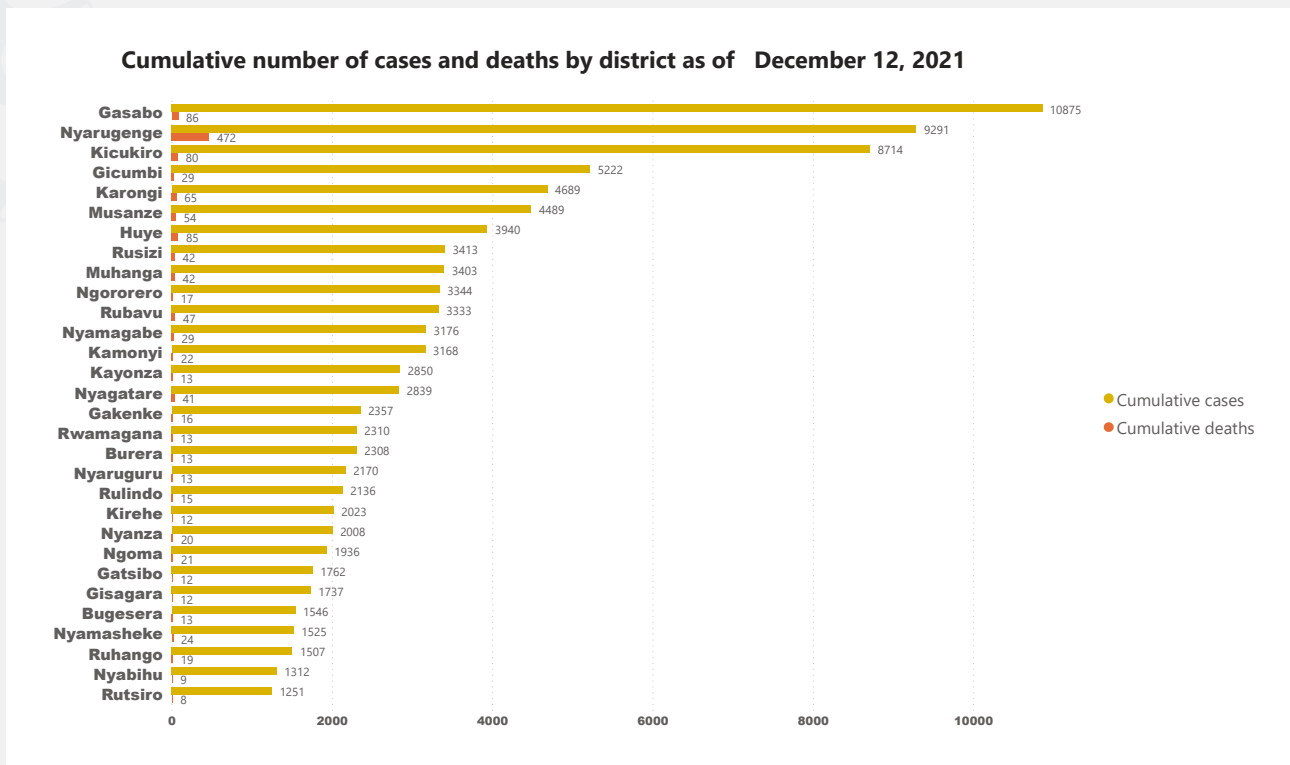


Graph 2 Distribution of cases and deaths by age group and gender

4. Weekly summary in numbers: Comparison with the previous week

Indicator	EPI WEEK 46:	EPI WEEK 49:
	From 29 th November to 5 th December, 2021	From of 5 th to 12 th December,2021
Number of new tests	97,684	94,259
New cases	84	220
Positivity rate	0.08%	0.23 %
New deaths	1	1
New recoveries	125	97
New cases in Kigali	26	154
New cases outside Kigali	58	66
New deaths in Kigali	0	0
New deaths outside Kigali	1	1
Weekly Incidence rate (cases by 100,000 people)	1/100,000	1/100,000

5. Cumulative cases and deaths by district



Graph 3: cumulative number of cases and deaths by district