










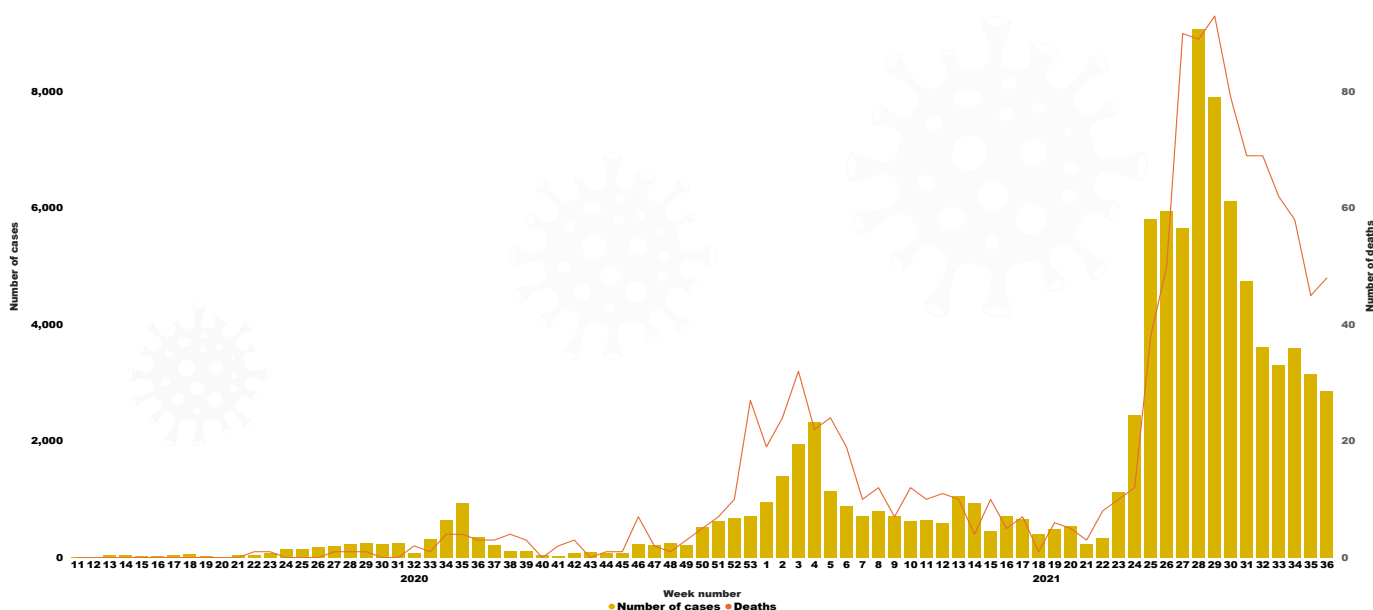
COVID19 Weekly Epidemiological Bulletin

EPI WEEK 36: From to 6th to 12th September, 2021

1. Epidemiological Summary as of 12th September 2021

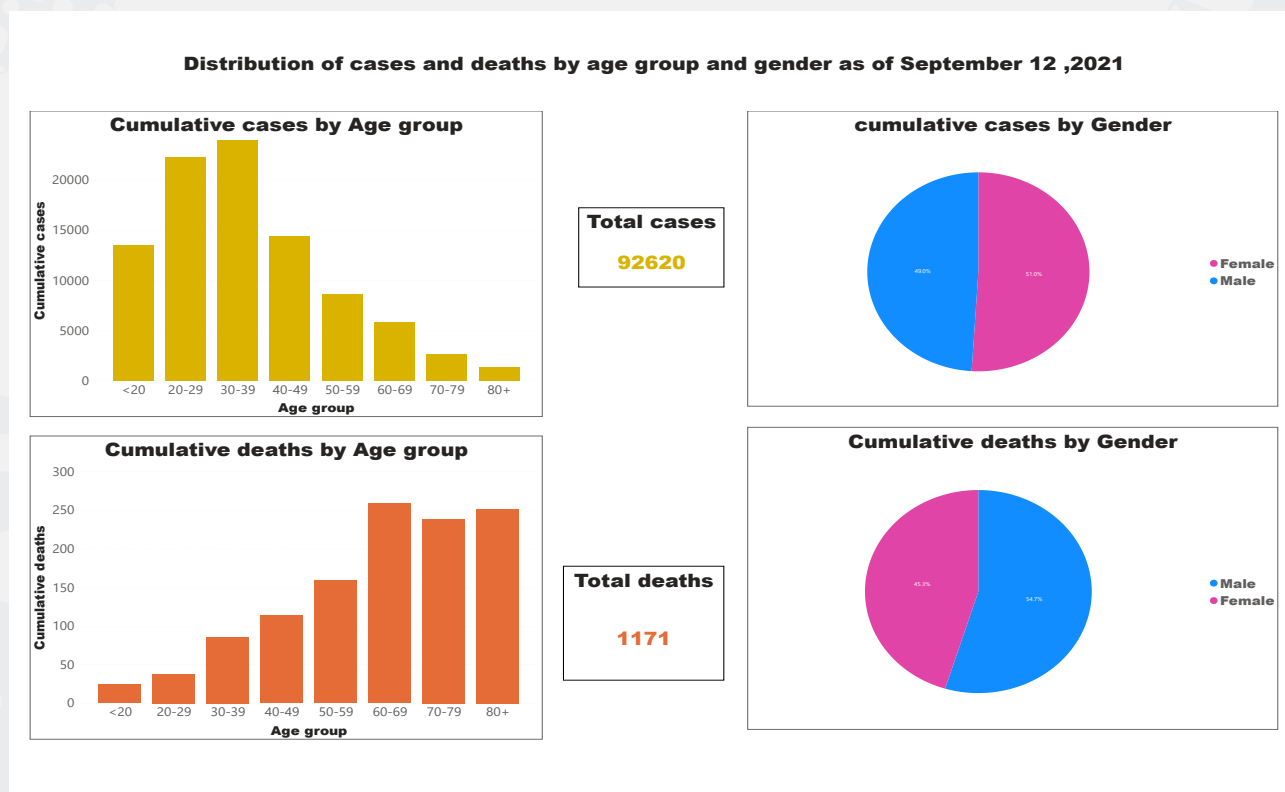
	Number of tests: 2,593,862		Active cases: 8,499
	Average tests per day: 4,733		Number of cases in critical condition: 18
	Number of positive cases: 92,620		Number of vaccinated people
	Positivity rate: 1.35%		With at least one dose: 1,808,973
	Number of deaths: 1,172		With two doses: 974,140
	Case fatality ratio: 1.26 %		
	Number of recoveries: 82,949		
	Recovery rate: 89.55 %		

2. Weekly trend in number of new cases and deaths



Graph 1: Weekly trends in number of new cases and deaths

3. Distribution of cases and deaths by age group and gender.



Graph 2 Distribution of cases and deaths by age group and gender

4. Weekly summary in numbers: Comparison with the previous week

Indicator	Week 35 From 30 th August to 5 th September, 2021	Week 36 From to 6 th to 12 th September ,2021
Number of new tests	70,861	8,3514
New cases	3,155	2,852
Positivity rate	4.45%	3.41%
New deaths	45	48
New recoveries	4,569	3,549
New cases in Kigali	277	211
New cases outside Kigali	2,878	2,641
New deaths in Kigali	6	5
New deaths outside Kigali	39	43
Incidence rate (cases by 100,000 people)	24/100,000	22/100,000

5. Cumulative number of cases and deaths by district.

Cumulative number of cases and deaths by district as of september 12 ,2021

