










COVID19 Weekly Epidemiological Bulletin

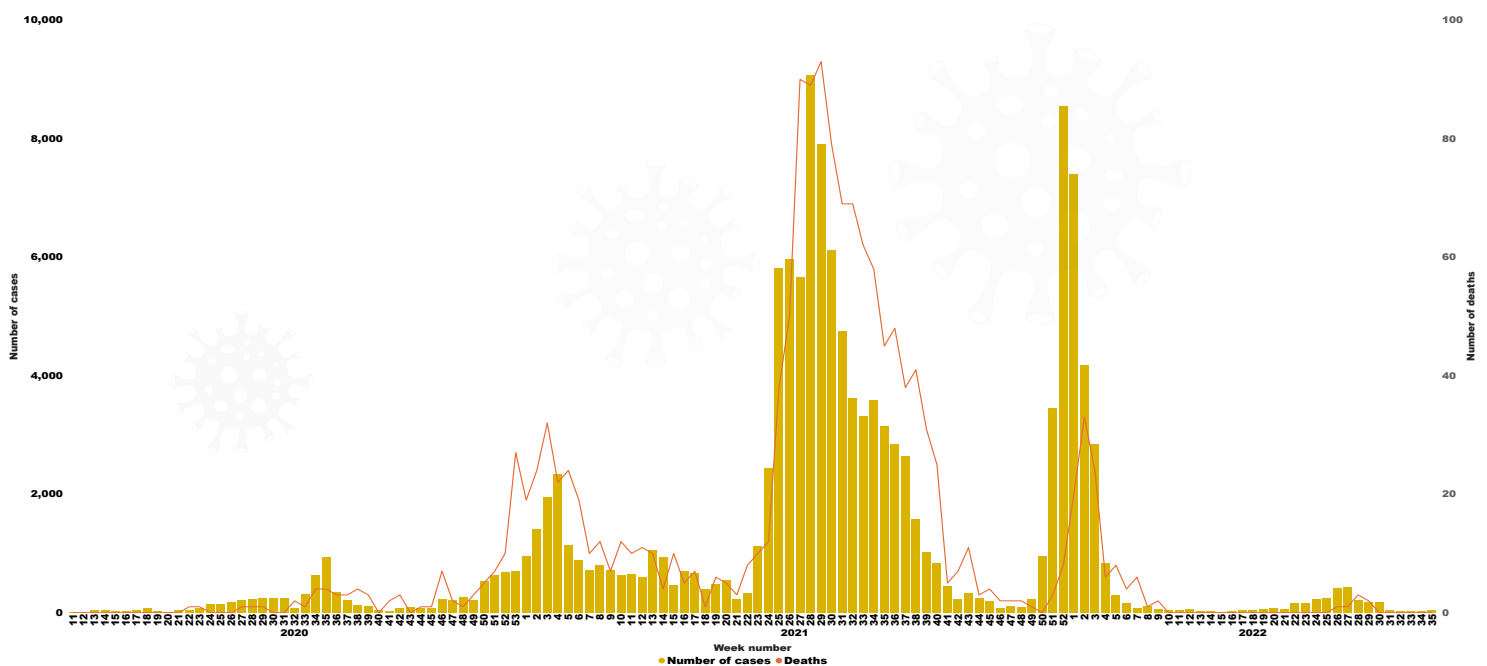
EPI WEEK 35: From 29th August to 4th September ,2022

1. Cumulative epidemiological summary as of 4th September ,2022

	Number of tests: 5,767,196		Active cases: 40
	Average tests per day: 6,373		Number of cases in critical condition: 0
	Number of positive cases: 132,454		Number of vaccinated people
	Positivity rate: 2.29%		With at least one dose: 9,170,320
	Number of deaths: 1,466		With two doses: 8,929,826
	Case fatality ratio: 1.10%		With three doses: 5,510,998
	Number of recoveries: 130,948		
	Recovery rate: 98.86%		

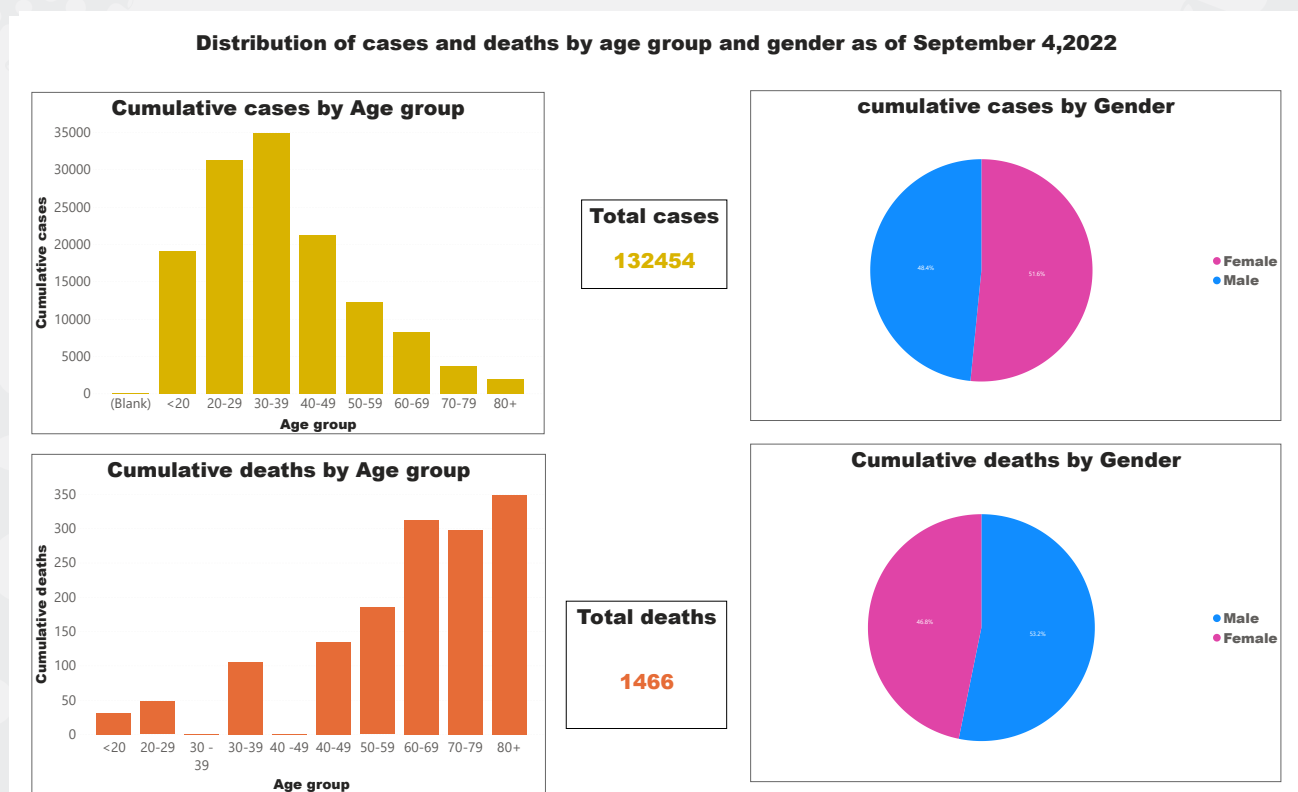
2. Weekly trend in number of new cases and deaths

Weekly trend in number of new COVID-19 positive cases and deaths in Rwanda



Graph 1: Weekly trends in number of new cases and deaths

3. Distribution of cases and deaths by age group and gender.



Graph 2 Distribution of cases and deaths by age group and gender

4. Weekly summary in numbers: Comparison with the previous week

Indicator	EPI WEEK 34:	EPI WEEK 35:
	From 22 nd to 28 th August ,2022	From 29 th August to 4 th September ,2022
Number of new tests	19,315	22,899
New cases	25	38
Positivity rate	0.12%	0.16%
New deaths	0	0
New recoveries	25	42
New cases in Kigali	13	5
New cases outside Kigali	12	33
New deaths in Kigali	0	0
New deaths outside Kigali	0	0
Weekly Incidence rate (cases by 100,000 people)	1/100,000	1/100,000

5. Cumulative cases and deaths by district

Cumulative number of cases and deaths by district as of September 4, 2022

