










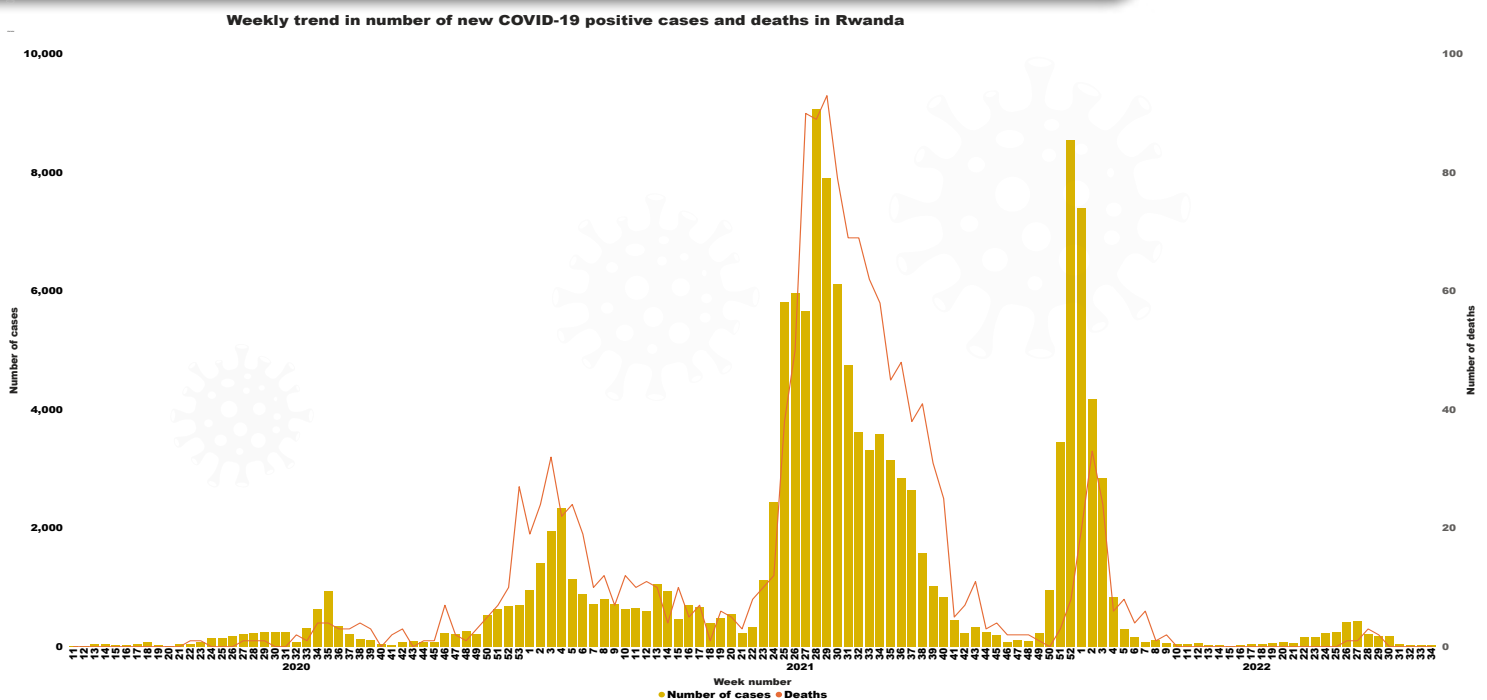
COVID19 Weekly Epidemiological Bulletin

EPI WEEK 34: From 22nd to 28th August ,2022

1. Cumulative epidemiological summary as of 28th August ,2022

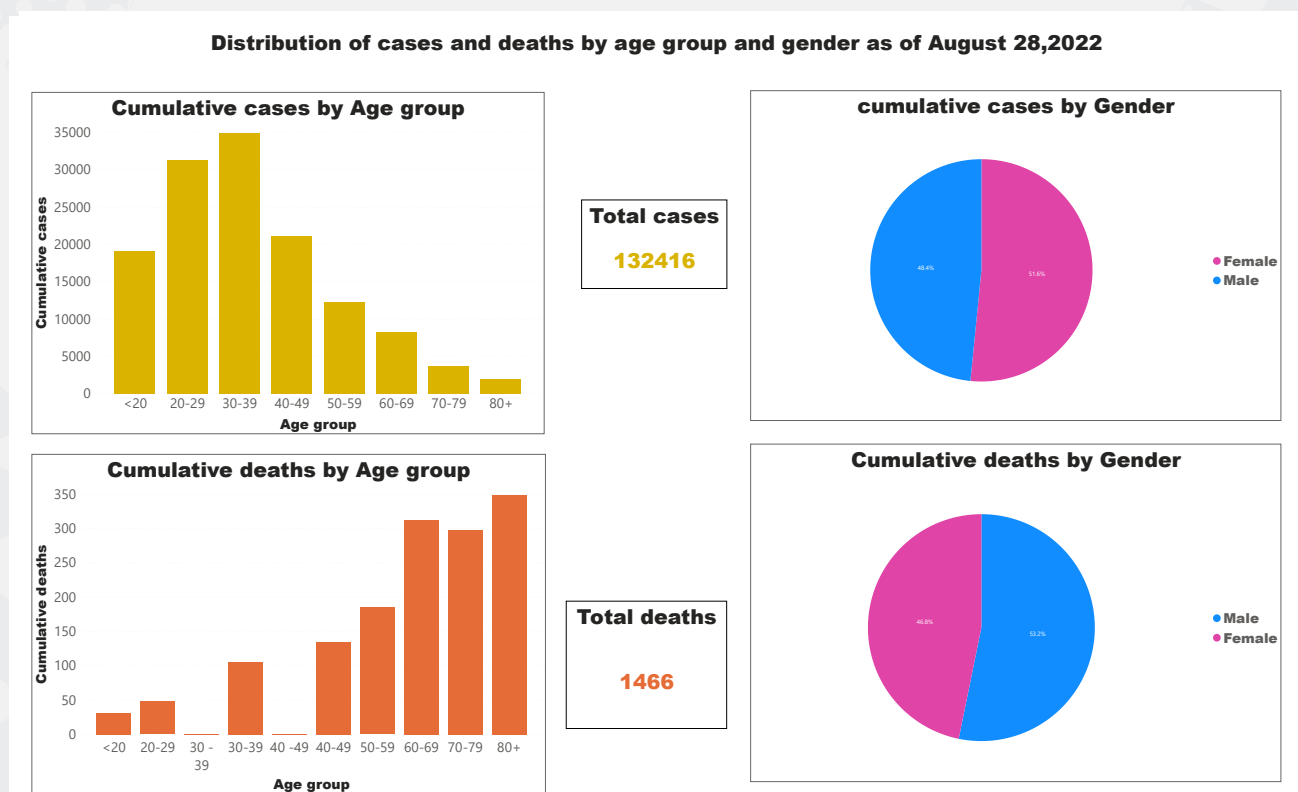
	Number of tests: 5,744,208		Active cases: 44
	Average tests per day: 6,369		Number of cases in critical condition: 0
	Number of positive cases: 132,416		Number of vaccinated people
	Positivity rate: 2.30%		With at least one dose: 9,166,923
	Number of deaths: 1,466		With two doses: 8,921,137
	Case fatality ratio: 1.10%		With three doses: 5,479,468
	Number of recoveries: 130,906		
	Recovery rate: 98.85%		

2. Weekly trend in number of new cases and deaths



Graph 1: Weekly trends in number of new cases and deaths

3. Distribution of cases and deaths by age group and gender.



Graph 2 Distribution of cases and deaths by age group and gender

4. Weekly summary in numbers: Comparison with the previous week

Indicator	EPI WEEK 33:	EPI WEEK 34:
	From 15 th to 21 st August ,2022	From 22 nd to 28 th August ,2022
Number of new tests	17,308	19,315
New cases	33	25
Positivity rate	0.19%	0.12%
New deaths	0	0
New recoveries	63	25
New cases in Kigali	22	13
New cases outside Kigali	11	12
New deaths in Kigali	0	0
New deaths outside Kigali	0	0
Weekly Incidence rate (cases by 100,000 people)	1/100,000	1/100,000

5. Cumulative cases and deaths by district

Cumulative number of cases and deaths by district as of August 28, 2022

