










COVID19 Weekly Epidemiological Bulletin

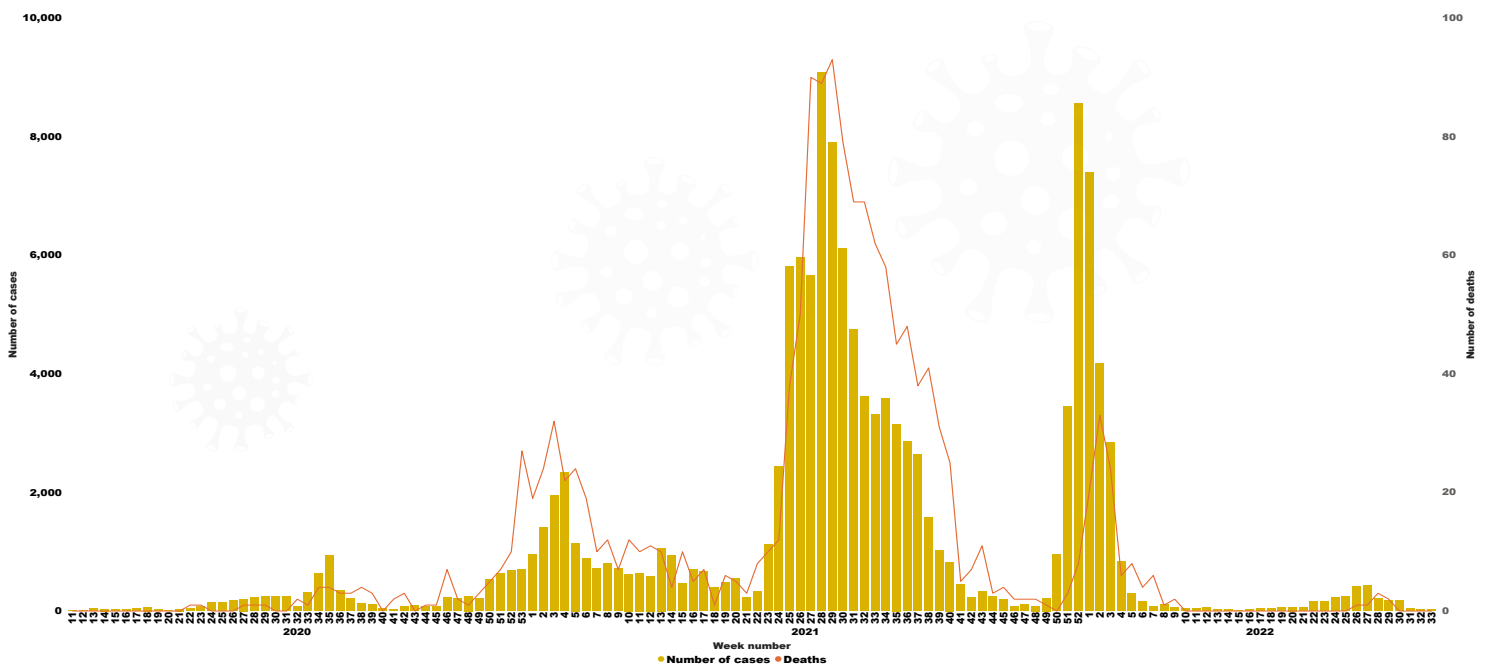
EPI WEEK 33: From 15th to 21st August ,2022

1. Cumulative epidemiological summary as of 21st August ,2022

	Number of tests: 5,724,893		Active cases: 44
	Average tests per day: 6,425		Number of cases in critical condition: 0
	Number of positive cases: 132,391		Number of vaccinated people
	Positivity rate: 2.31%		With at least one dose: 9,162,736
	Number of deaths: 1,466		With two doses: 8,910,102
	Case fatality ratio: 1.10%		With three doses: 5,440,331
	Number of recoveries: 130,881		
	Recovery rate: 98.85%		

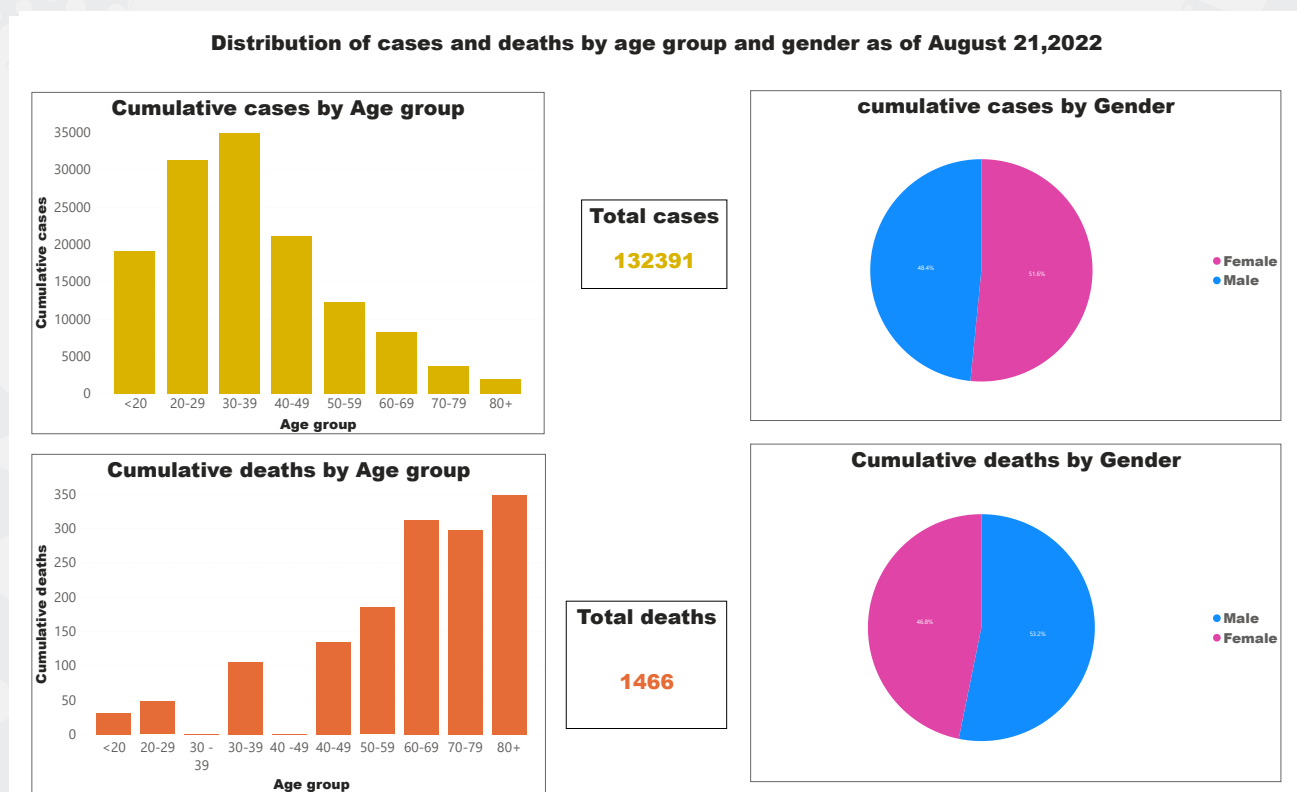
2. Weekly trend in number of new cases and deaths

Weekly trend in number of new COVID-19 positive cases and deaths in Rwanda



Graph 1: Weekly trends in number of new cases and deaths

3. Distribution of cases and deaths by age group and gender.



Graph 2 Distribution of cases and deaths by age group and gender

4. Weekly summary in numbers: Comparison with the previous week

Indicator	EPI WEEK 32:	EPI WEEK 33:
	From 8 th to 14 th August ,2022	From 15 th to 21 st August ,2022
Number of new tests	20,727	17,308
New cases	32	33
Positivity rate	0.15%	0.19%
New deaths	0	0
New recoveries	71	63
New cases in Kigali	16	22
New cases outside Kigali	16	11
New deaths in Kigali	0	0
New deaths outside Kigali	0	0
Weekly Incidence rate (cases by 100,000 people)	1/100,000	1/100,000

5. Cumulative cases and deaths by district

Cumulative number of cases and deaths by district as of August 21, 2022

