










COVID19 Weekly Epidemiological Bulletin

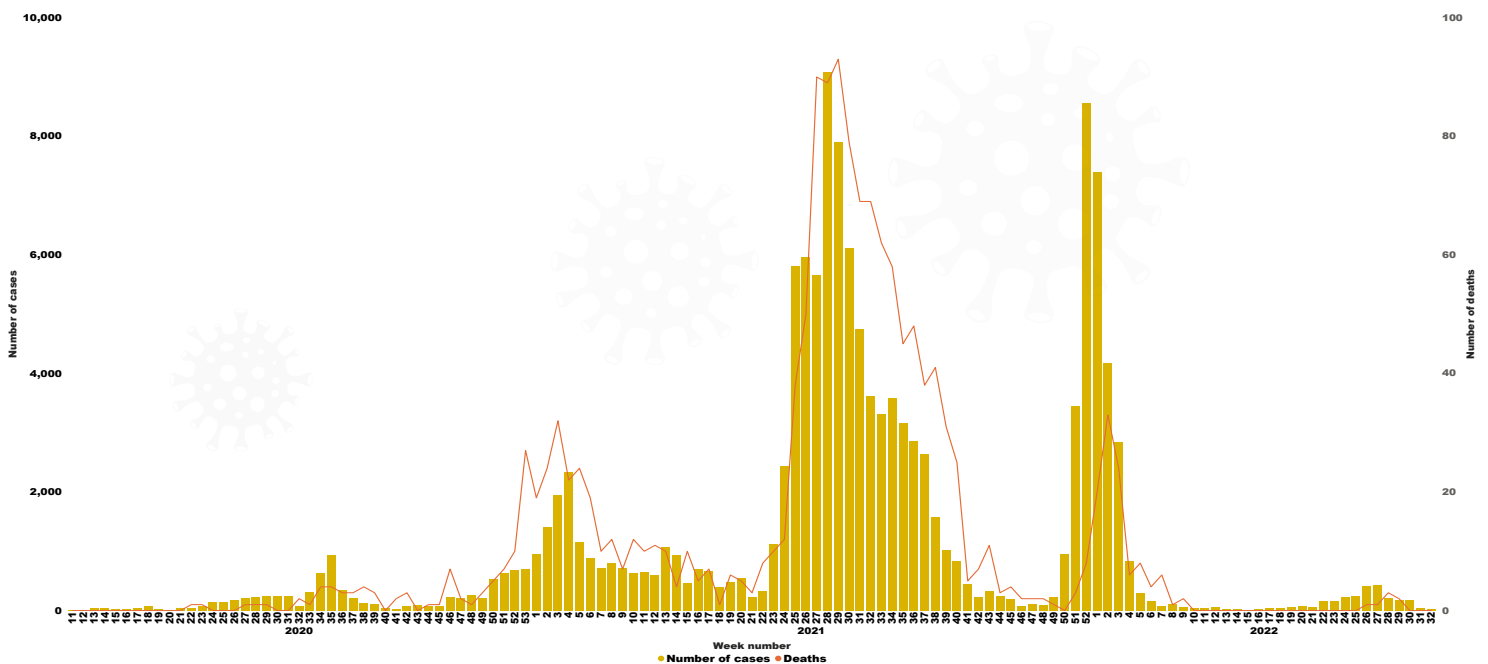
EPI WEEK 32: From 8th to 14th August ,2022

1. Cumulative epidemiological summary as of 14th August ,2022

	Number of tests: 5,707,584		Active cases: 74
	Average tests per day: 6,456		Number of cases in critical condition: 0
	Number of positive cases: 132,358		Number of vaccinated people
	Positivity rate: 2.31%		With at least one dose: 9,158,928
	Number of deaths: 1,466		With two doses: 8,900,742
	Case fatality ratio: 1.10%		With three doses: 5,391,772
	Number of recoveries: 130,818		
	Recovery rate: 98.83%		

2. Weekly trend in number of new cases and deaths

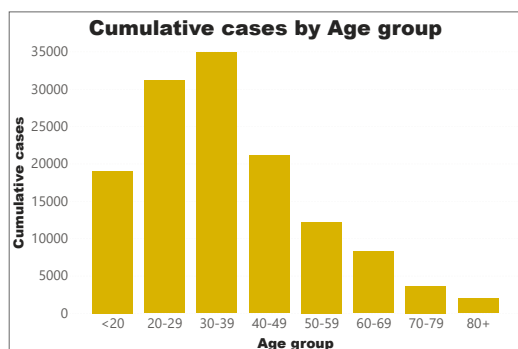
Weekly trend in number of new COVID-19 positive cases and deaths in Rwanda



Graph 1: Weekly trends in number of new cases and deaths

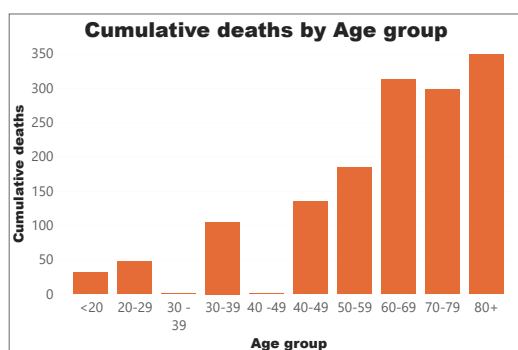
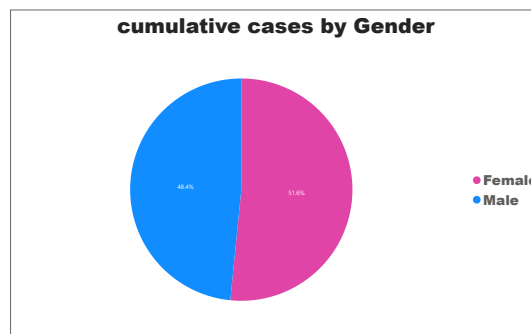
3. Distribution of cases and deaths by age group and gender.

Distribution of cases and deaths by age group and gender as of August 14,2022



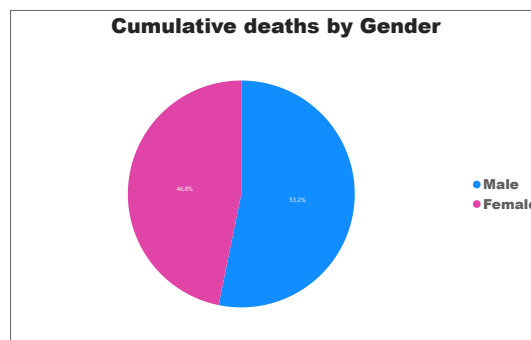
Total cases

132326



Total deaths

1466



Graph 2 Distribution of cases and deaths by age group and gender

4. Weekly summary in numbers: Comparison with the previous week

Indicator	EPI WEEK 31:	EPI WEEK 32:
	From 1 st to 7 th August ,2022	From 8 th to 14 th August ,2022
Number of new tests	23,407	20,727
New cases	49	32
Positivity rate	0.20%	0.15%
New deaths	0	0
New recoveries	311	71
New cases in Kigali	26	16
New cases outside Kigali	23	16
New deaths in Kigali	0	0
New deaths outside Kigali	0	0
Weekly Incidence rate (cases by 100,000 people)	1/100,000	1/100,000

5. Cumulative cases and deaths by district

Cumulative number of cases and deaths by district as of August 14, 2022

