










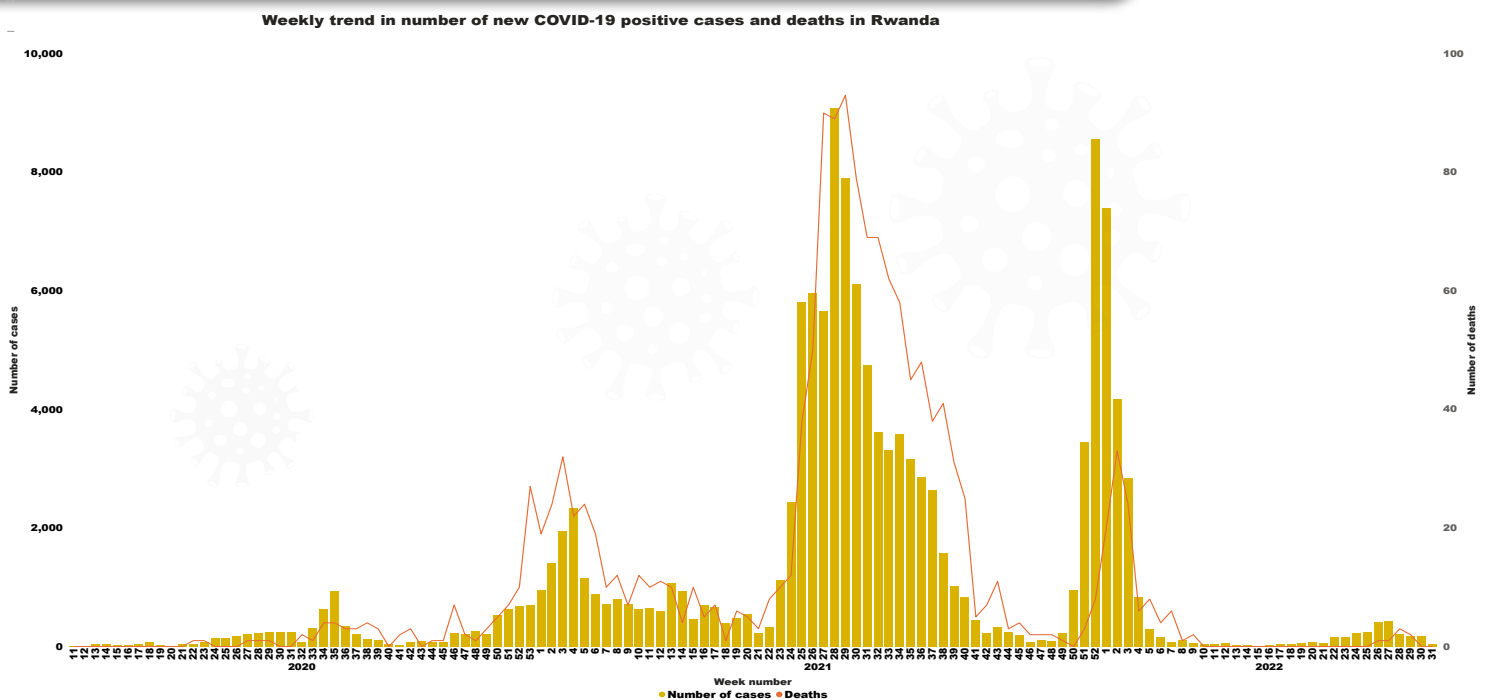
COVID19 Weekly Epidemiological Bulletin

EPI WEEK 31: From 1st to 7th August, 2022

1. Cumulative epidemiological summary as of 7th July, 2022

	Number of tests: 5,686,857		Active cases: 113
	Average tests per day: 6,484		Number of cases in critical condition: 0
	Number of positive cases: 132,326		Number of vaccinated people
	Positivity rate: 2.32%		With at least one dose: 9,154,478
	Number of deaths: 1,466		With two doses: 8,885,565
	Case fatality ratio: 1.10%		With three doses: 5,330,28
	Number of recoveries: 130,747		
	Recovery rate: 98.90%		

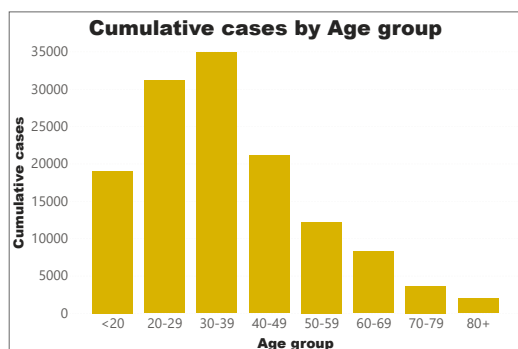
2. Weekly trend in number of new cases and deaths



Graph 1: Weekly trends in number of new cases and deaths

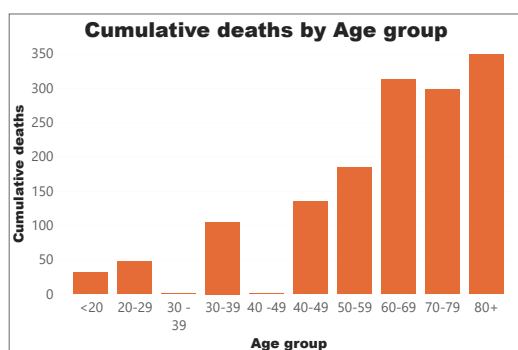
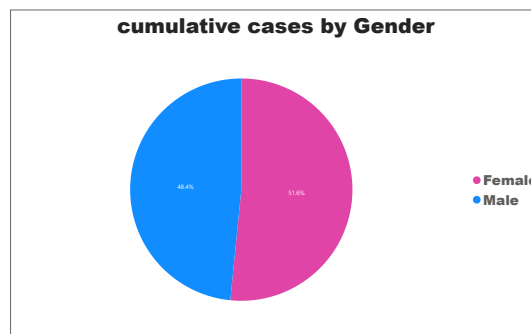
3. Distribution of cases and deaths by age group and gender.

Distribution of cases and deaths by age group and gender as of August 7, 2022



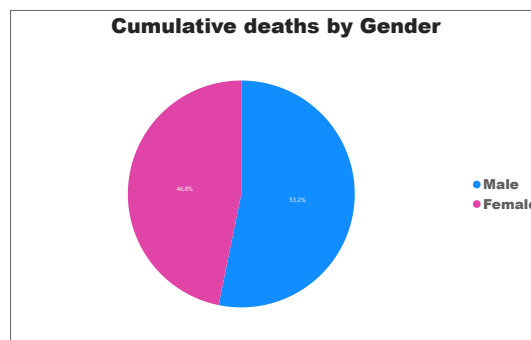
Total cases

132326



Total deaths

1466



Graph 2 Distribution of cases and deaths by age group and gender

4. Weekly summary in numbers: Comparison with the previous week

Indicator	EPI WEEK 30: From 25 th to 31 st July ,2022	EPI WEEK 31: From 1 st to 7 th August ,2022
Number of new tests	22,410	23,407
New cases	182	49
Positivity rate	0.81%	0.20%
New deaths	0	0
New recoveries	236	311
New cases in Kigali	43	26
New cases outside Kigali	139	23
New deaths in Kigali	0	0
New deaths outside Kigali	0	0
Weekly Incidence rate (cases by 100,000 people)	1/100,000	1/100,000

5. Cumulative cases and deaths by district

Cumulative number of cases and deaths by district as of August 1, 2022

