










COVID19 Weekly Epidemiological Bulletin

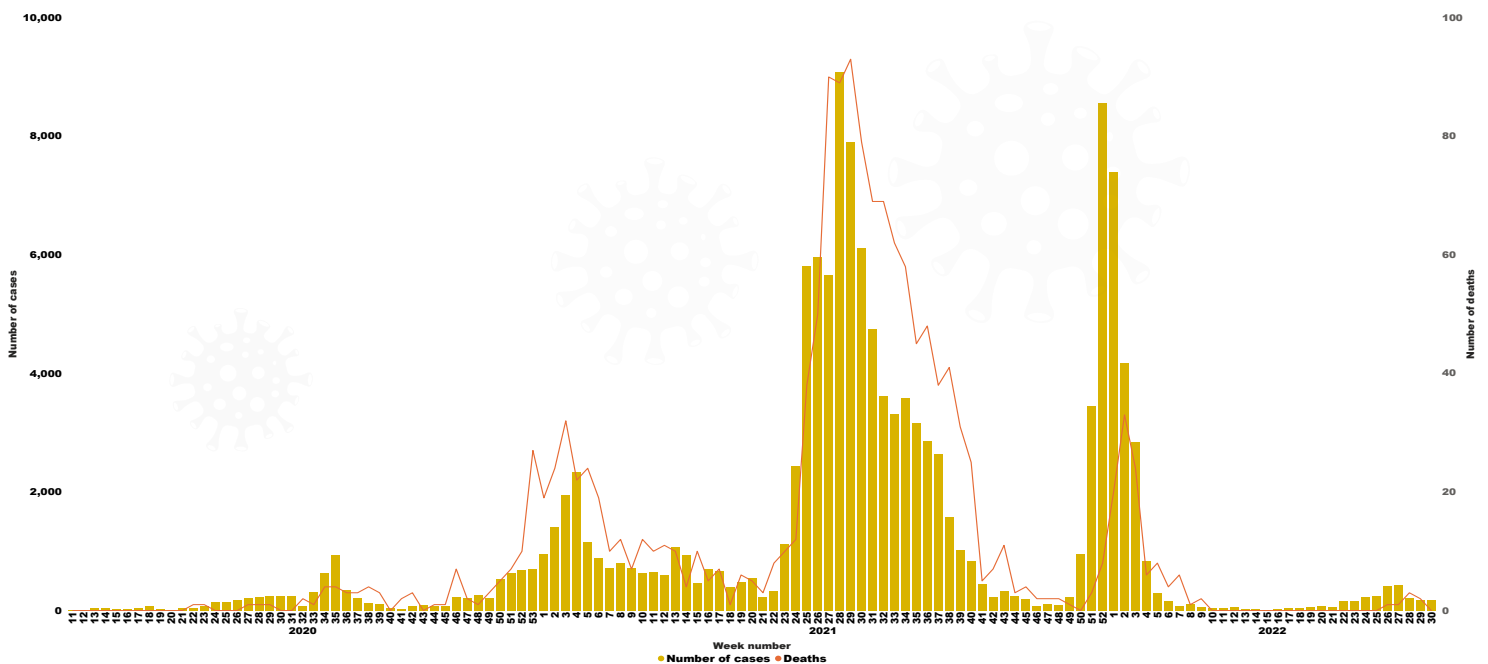
EPI WEEK 30: From 25th to 31st July, 2022

1. Cumulative epidemiological summary as of 31st July, 2022

	Number of tests: 5,663,450		Active cases: 375
	Average tests per day: 6,509		
	Number of positive cases: 132,277		Number of cases in critical condition: 0
	Positivity rate: 2.33%		
	Number of deaths: 1,466		Number of vaccinated people
	Case fatality ratio: 1.10%		With at least one dose: 9,150,154
	Number of recoveries: 130,436		With two doses: 8,870,113
	Recovery rate: 98.60%		With three doses: 5,269,254

2. Weekly trend in number of new cases and deaths

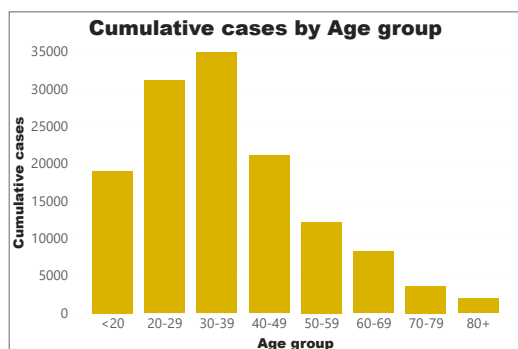
Weekly trend in number of new COVID-19 positive cases and deaths in Rwanda



Graph 1: Weekly trends in number of new cases and deaths

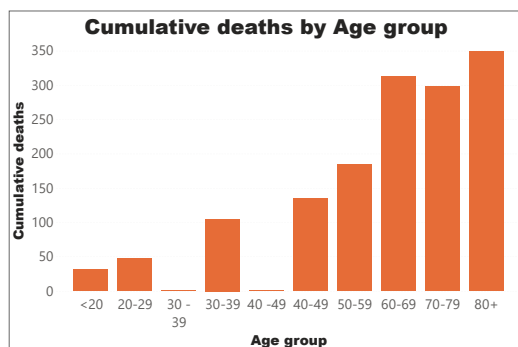
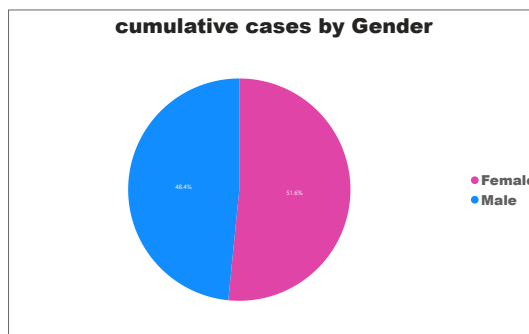
3. Distribution of cases and deaths by age group and gender.

Distribution of cases and deaths by age group and gender as of July 31,2022



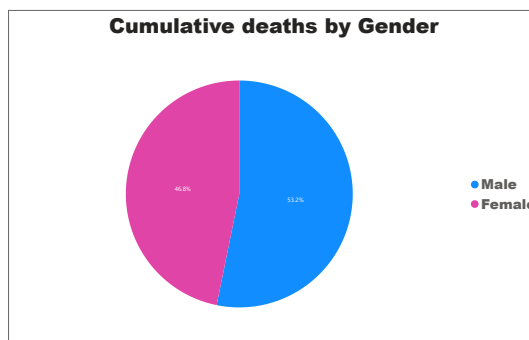
Total cases

132277



Total deaths

1466



Graph 2 Distribution of cases and deaths by age group and gender

4. Weekly summary in numbers: Comparison with the previous week

Indicator	EPI WEEK 29: From 18 th to 24 th July ,2022	EPI WEEK 30: From 25 th to 31 st July ,2022
Number of new tests	23,040	22,410
New cases	177	182
Positivity rate	0.76	0.81%
New deaths	2	0
New recoveries	563	236
New cases in Kigali	84	43
New cases outside Kigali	93	139
New deaths in Kigali	0	0
New deaths outside Kigali	10	0
Weekly Incidence rate (cases by 100,000 people)	1/100,000	1/100,000

5. Cumulative cases and deaths by district

Cumulative number of cases and deaths by district as of July 31, 2022

