










COVID19 Weekly Epidemiological Bulletin

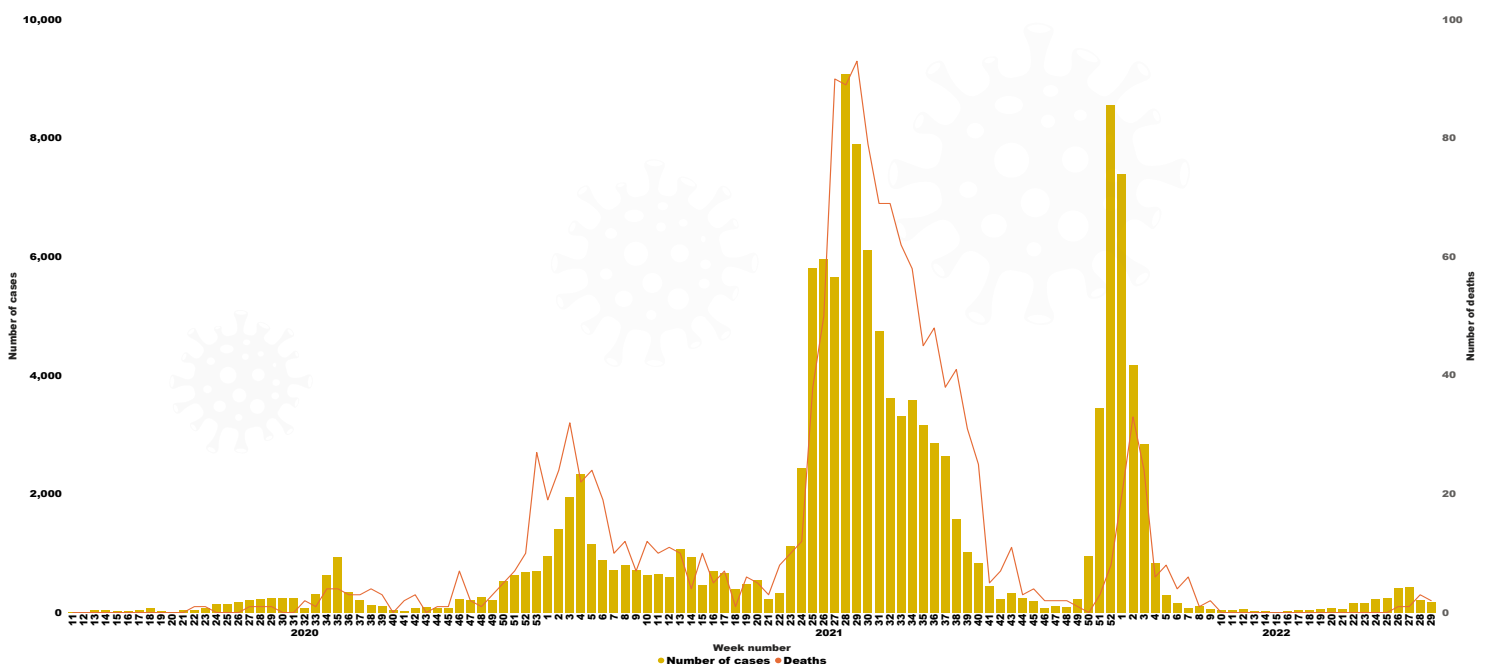
EPI WEEK 29: From 18th to 24th July, 2022

1. Cumulative epidemiological summary as of 24th July, 2022

	Number of tests: 5,641,040		Active cases: 429
	Average tests per day: 6,537		
	Number of positive cases: 132,095		Number of cases in critical condition: 1
	Positivity rate: 2.34%		
	Number of deaths: 1,466		Number of vaccinated people
	Case fatality ratio: 1.10%		With at least one dose: 9,145,535
	Number of recoveries: 1,466		With two doses: 8,849,065
	Recovery rate: 98.56%		With three doses: 5,205,366

2. Weekly trend in number of new cases and deaths

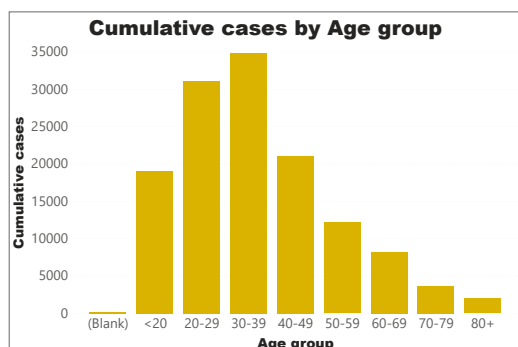
Weekly trend in number of new COVID-19 positive cases and deaths in Rwanda



Graph 1: Weekly trends in number of new cases and deaths

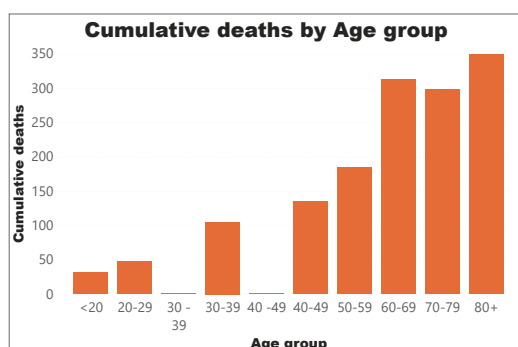
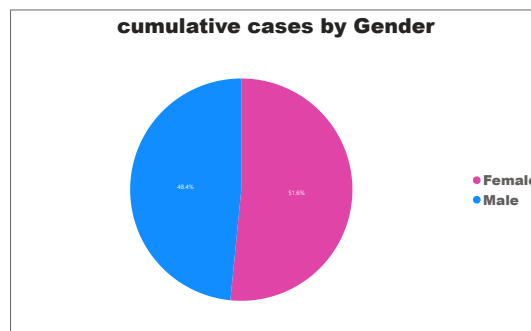
3. Distribution of cases and deaths by age group and gender.

Distribution of cases and deaths by age group and gender as of July 24,2022



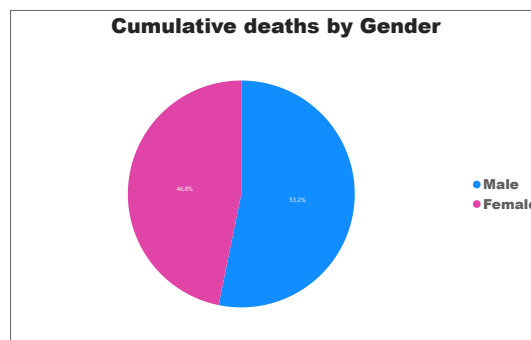
Total cases

132095



Total deaths

1466



Graph 2 Distribution of cases and deaths by age group and gender

4. Weekly summary in numbers: Comparison with the previous week

Indicator	EPI WEEK 28: From 11 th to 17 th July ,2022	EPI WEEK 29: From 18 th to 24 th July ,2022
Number of new tests	22,891	23,040
New cases	212	177
Positivity rate	0.92	0.76
New deaths	3	2
New recoveries	605	563
New cases in Kigali	68	84
New cases outside Kigali	144	93
New deaths in Kigali	0	0
New deaths outside Kigali	3	10
Weekly Incidence rate (cases by 100,000 people)	1/100,000	1/100,000

5. Cumulative cases and deaths by district

Cumulative number of cases and deaths by district as of July 24, 2022

