










COVID19 Weekly Epidemiological Bulletin

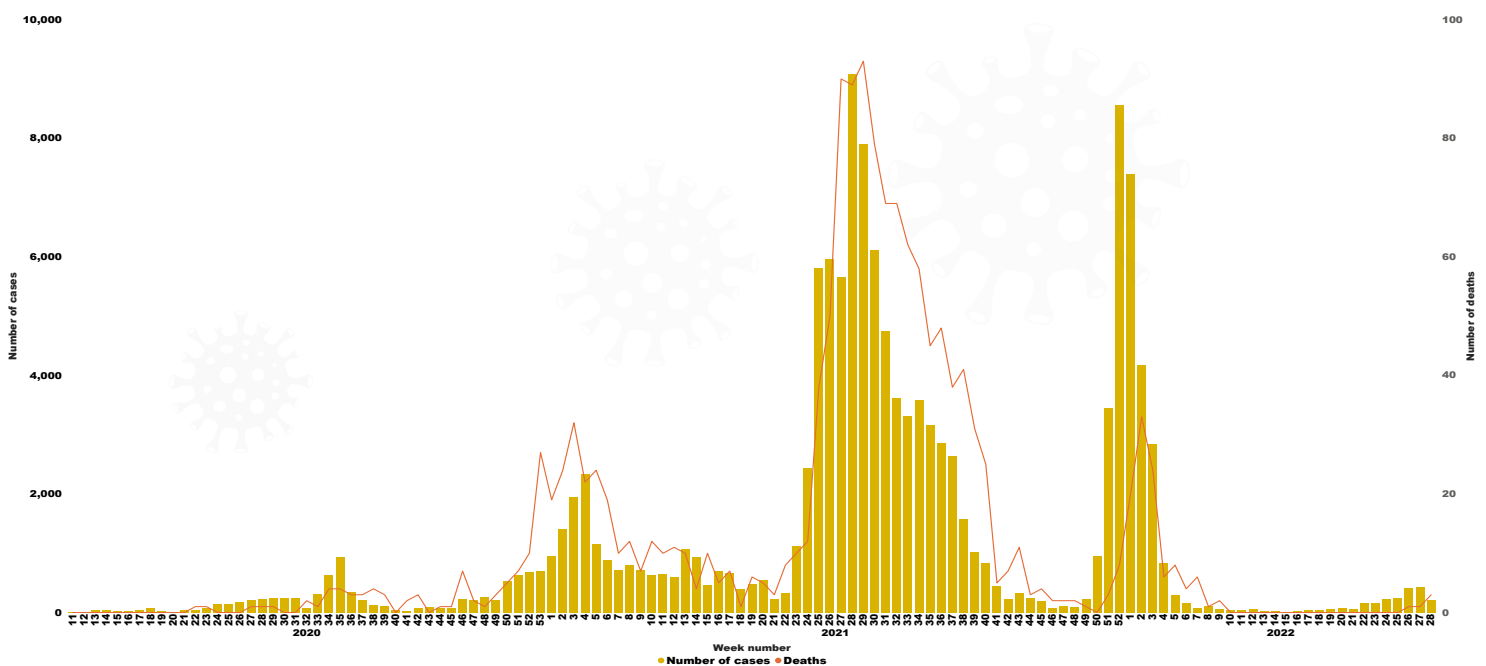
EPI WEEK 28: From 11th to 17th July, 2022

1. Cumulative epidemiological summary as of 17th July, 2022

	Number of tests: 5,618,000		Active cases: 816
	Average tests per day: 6,563		
	Number of positive cases: 131,918		Number of cases in critical condition: 1
	Positivity rate: 2.34%		
	Number of deaths: 1,464		Number of vaccinated people
	Case fatality ratio: 1.10%		With at least one dose: 9,141,570
	Number of recoveries: 129,637		With two doses: 8,822,309
	Recovery rate: 98.72%		With three doses: 5,145,841

2. Weekly trend in number of new cases and deaths

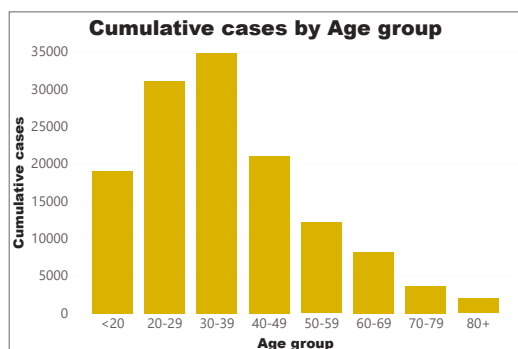
Weekly trend in number of new COVID-19 positive cases and deaths in Rwanda



Graph 1: Weekly trends in number of new cases and deaths

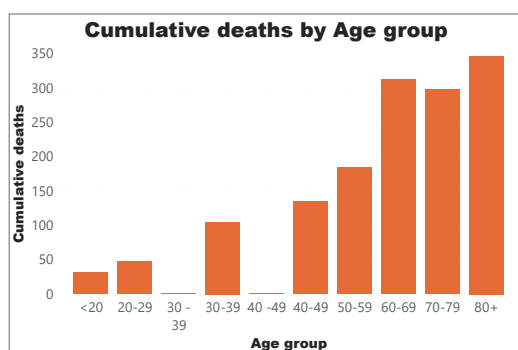
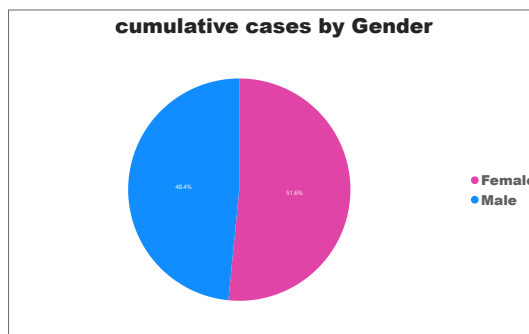
3. Distribution of cases and deaths by age group and gender.

Distribution of cases and deaths by age group and gender as of July 17,2022



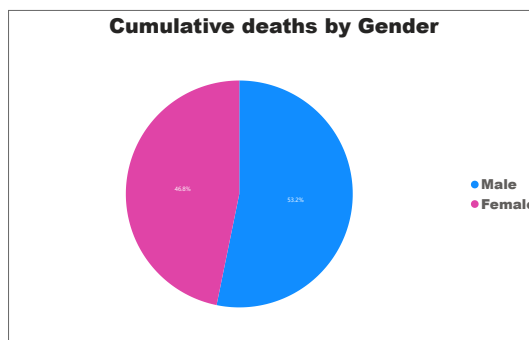
Total cases

131918



Total deaths

1464



Graph 2 Distribution of cases and deaths by age group and gender

4. Weekly summary in numbers: Comparison with the previous week

Indicator	EPI WEEK 27:	EPI WEEK 28:
	From 4 th to 10 th July ,2022	From 11 th to 17 th July ,2022
Number of new tests	23,063	22,891
New cases	435	212
Positivity rate	1.8%	0.92
New deaths	1	3
New recoveries	175	605
New cases in Kigali	139	68
New cases outside Kigali	296	144
New deaths in Kigali	1	0
New deaths outside Kigali	0	3
Weekly Incidence rate (cases by 100,000 people)	3/100,000	1/100,000

5. Cumulative cases and deaths by district

Cumulative number of cases and deaths by district as of July 17, 2022

