










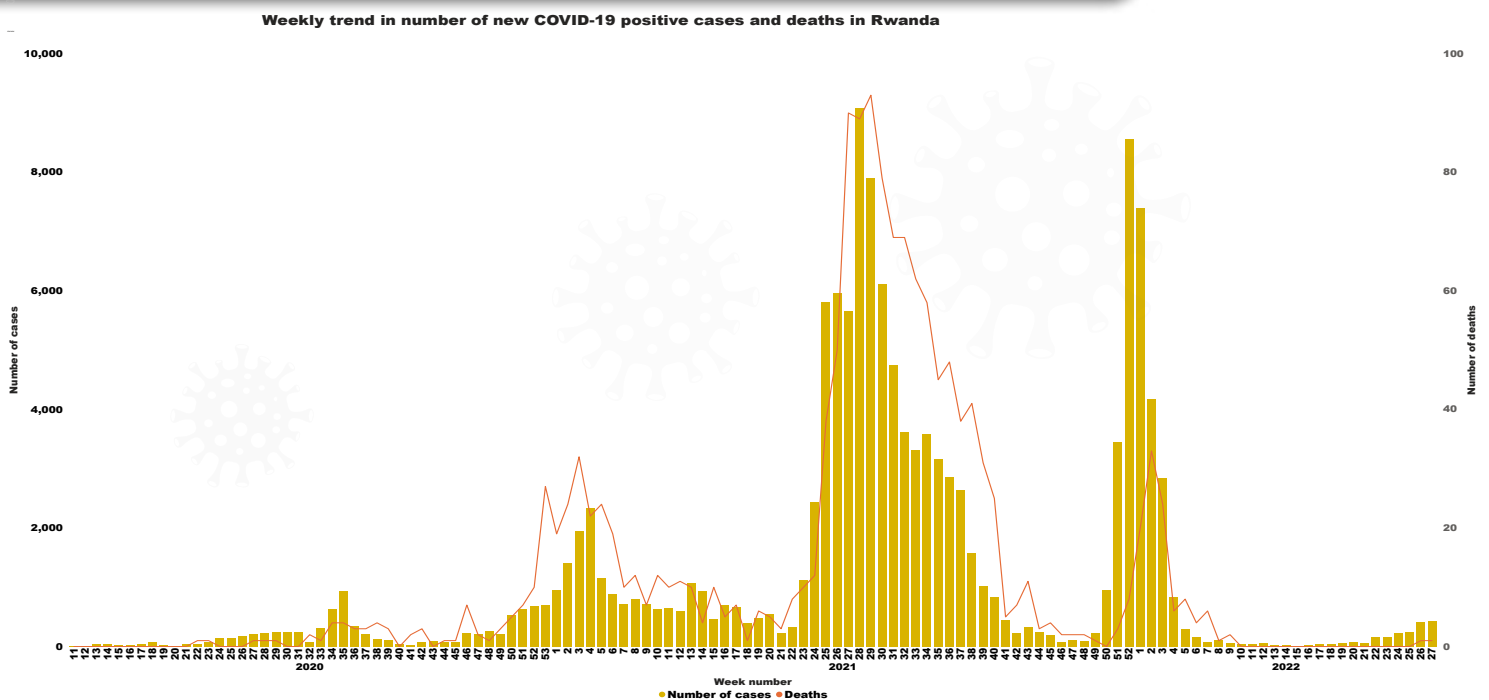
COVID19 Weekly Epidemiological Bulletin

EPI WEEK 27: From 4th to 10th July ,2022

1. Cumulative epidemiological summary as of 10th July, 2022

	Number of tests: 5,595,109		Active cases: 1,213
	Average tests per day: 6,590		Number of cases in critical condition: 2
	Number of positive cases: 131,706		Number of vaccinated people
	Positivity rate: 2.35%		With at least one dose: 9,137,183
	Number of deaths: 1,461		With two doses: 8,449,804
	Case fatality ratio: 1.11%		With three doses: 5,088,326
	Number of recoveries: 129,031		
	Recovery rate: 97.9%		

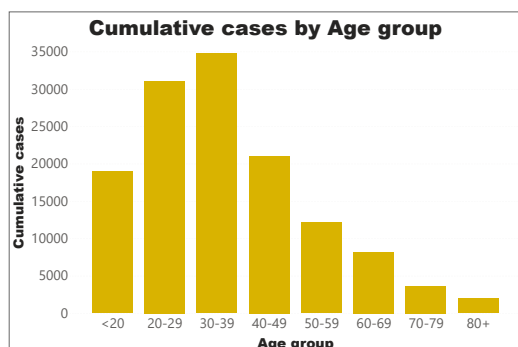
2. Weekly trend in number of new cases and deaths



Graph 1: Weekly trends in number of new cases and deaths

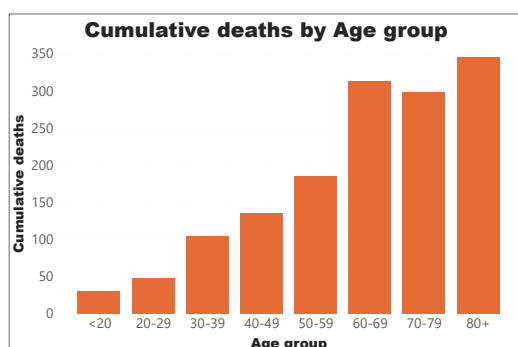
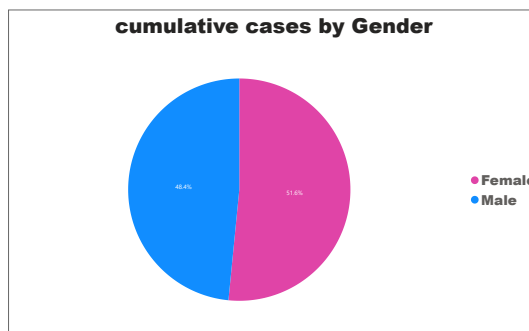
3. Distribution of cases and deaths by age group and gender.

Distribution of cases and deaths by age group and gender as of July 10,2022



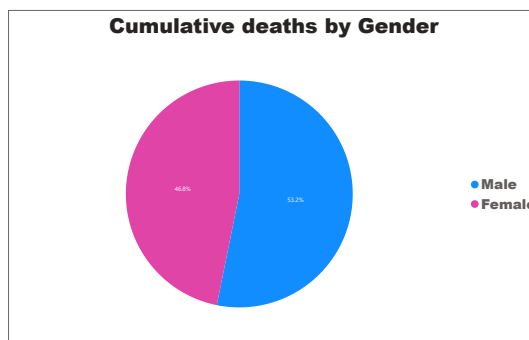
Total cases

131706



Total deaths

1461



Graph 2 Distribution of cases and deaths by age group and gender

4. Weekly summary in numbers: Comparison with the previous week

Indicator	EPI WEEK 26:	EPI WEEK 27:
	From 27 th June to 3 rd July ,2022	From 4 th to 10 th July ,2022
Number of new tests	24,255	23,063
New cases	414	435
Positivity rate	1.7%	1.8%
New deaths	1	1
New recoveries	73	175
New cases in Kigali	133	139
New cases outside Kigali	281	296
New deaths in Kigali	0	1
New deaths outside Kigali	1	0
Weekly Incidence rate (cases by 100,000 people)	3/100,000	3/100,000

5. Cumulative cases and deaths by district

Cumulative number of cases and deaths by district as of July 10, 2022

