










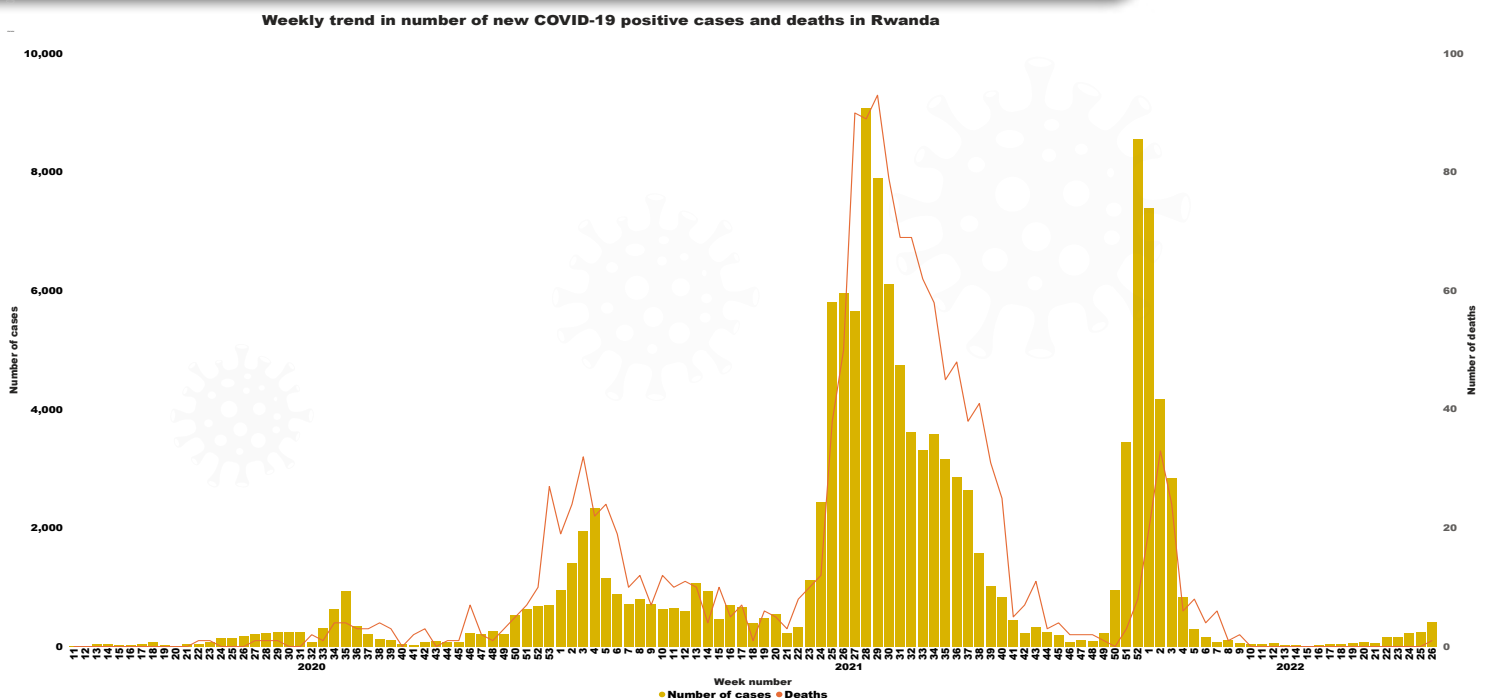
# COVID19 Weekly Epidemiological Bulletin

EPI WEEK 26: From 27<sup>th</sup> June to 3<sup>rd</sup> July, 2022

## 1. Cumulative epidemiological summary as of 3<sup>rd</sup> July, 2022.

	Number of tests: <b>5,572,046</b>		Active cases: <b>954</b>
	Average tests per day: <b>6,673</b>		Number of cases in critical condition: <b>0</b>
	Number of positive cases: <b>131,271</b>		Number of vaccinated people
	Positivity rate: <b>2.35%</b>		With at least one dose: <b>9,129,714</b>
	Number of deaths: <b>1,460</b>		With two doses: <b>8,733,727</b>
	Case fatality ratio: <b>1.11%</b>		With three doses: <b>5,043,817</b>
	Number of recoveries: <b>128,855</b>		
	Recovery rate: <b>98.15%</b>		

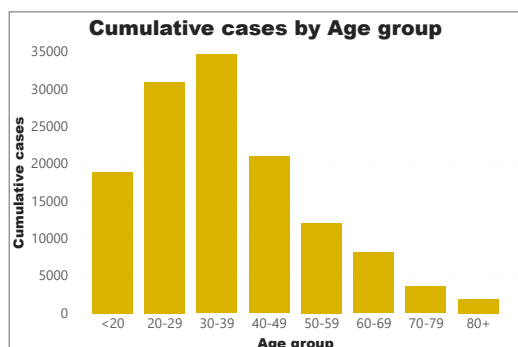
## 2. Weekly trend in number of new cases and deaths



Graph 1: Weekly trends in number of new cases and deaths

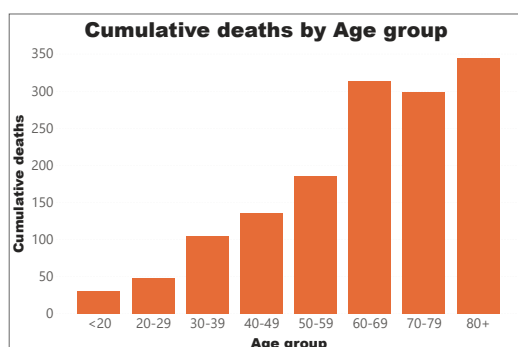
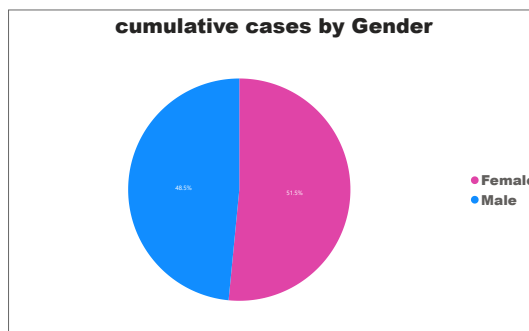
### 3. Distribution of cases and deaths by age group and gender.

Distribution of cases and deaths by age group and gender as of July 3,2022



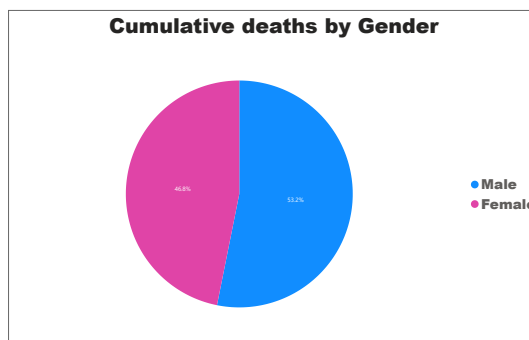
**Total cases**

**131271**



**Total deaths**

**1460**



Graph 2 Distribution of cases and deaths by age group and gender

### 4. Weekly summary in numbers: Comparison with the previous week

Indicator	EPI WEEK 25: from 20 <sup>th</sup> to 26 <sup>th</sup> June,2022	EPI WEEK 26: From 27 <sup>th</sup> June to 3 <sup>rd</sup> July ,2022
Number of new tests	24,917	24,255
New cases	251	414
Positivity rate	1%	1.7%
New deaths	0	1
New recoveries	84	73
New cases in Kigali	143	133
New cases outside Kigali	108	281
New deaths in Kigali	0	0
New deaths outside Kigali	0	1
Weekly Incidence rate (cases by 100,000 people)	1/100,000	3/100,000

## 5. Cumulative cases and deaths by district

Cumulative number of cases and deaths by district as of July 3, 2022

