










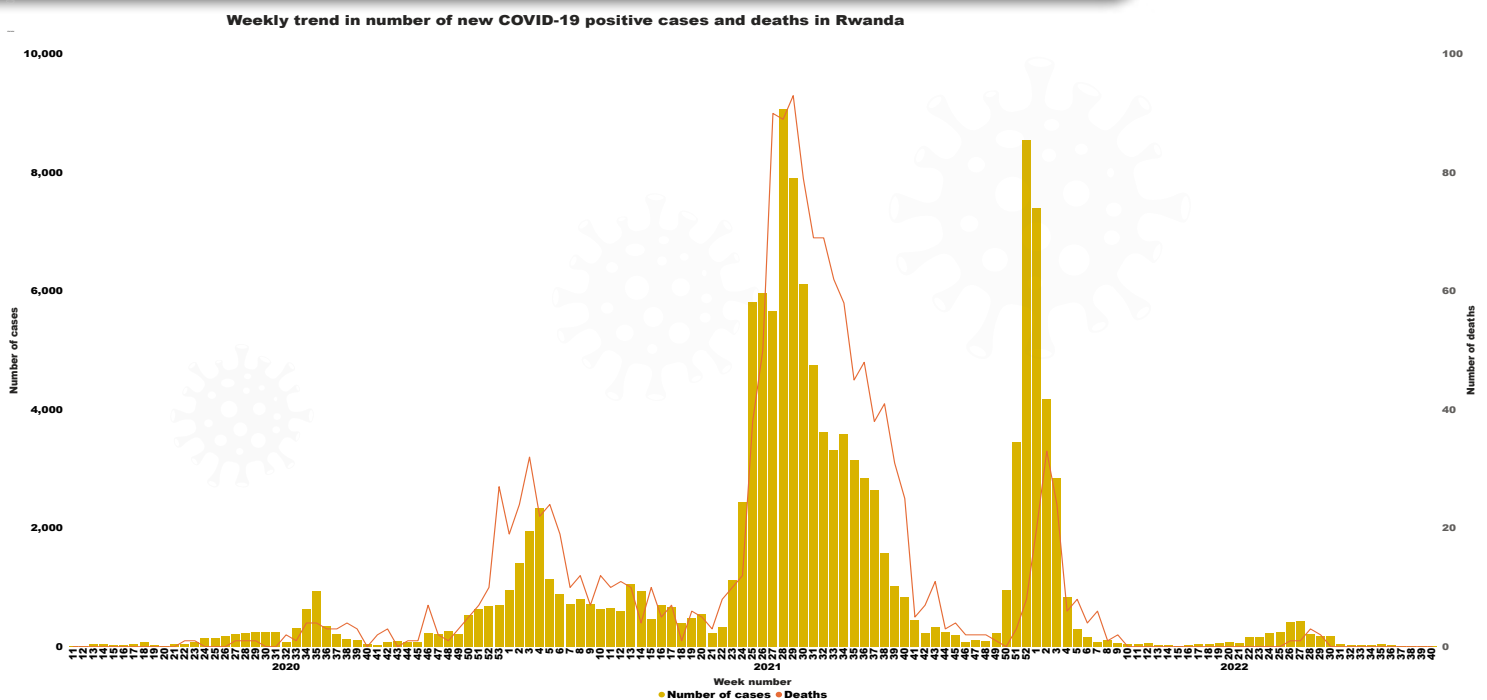
COVID19 Weekly Epidemiological Bulletin

EPI WEEK 40: From 2nd to 9th October ,2022

1. Cumulative epidemiological summary as of 2nd October ,2022

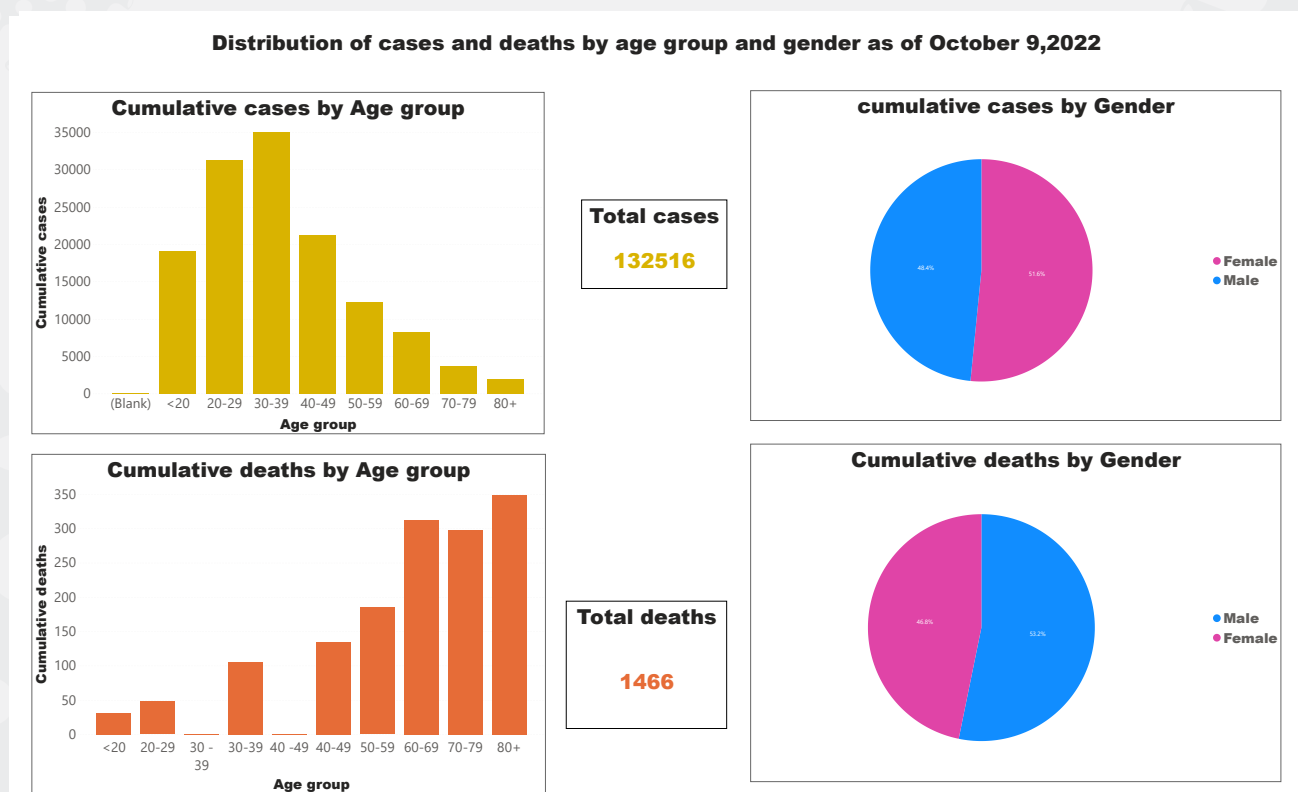
	Number of tests: 5,834,804		Active cases: 11
	Average tests per day: 6,207		
	Number of positive cases: 132,516		Number of cases in critical condition: 0
	Positivity rate: 2.27 %		
	Number of deaths: 1,466		Number of vaccinated people
	Case fatality ratio: 1.10%		With at least one dose: 9,197,406
	Number of recoveries: 131,038		With two doses: 8,954,684
	Recovery rate: 98.88%		With three doses: 5,596,658

2. Weekly trend in number of new cases and deaths



Graph 1: Weekly trends in number of new cases and deaths

3. Distribution of cases and deaths by age group and gender.



Graph 2 Distribution of cases and deaths by age group and gender

4. Weekly summary in numbers: Comparison with the previous week

Indicator	PI WEEK 39: From 26 th September to 2 nd October ,2022	EPI WEEK 40: From 2 nd to 9 th October ,2022
	Number of new tests	12,853
New cases	13	9
Positivity rate	0.10%	0.07%
New deaths	0	0
New recoveries	16	6
New cases in Kigali	12	8
New cases outside Kigali	1	1
New deaths in Kigali	0	0
New deaths outside Kigali	0	0
Weekly Incidence rate (cases by 100,000 people)	1/100,000	1/100,000

5. Cumulative cases and deaths by district

Cumulative number of cases and deaths by district as of October 9, 2022

