










COVID19 Weekly Epidemiological Bulletin

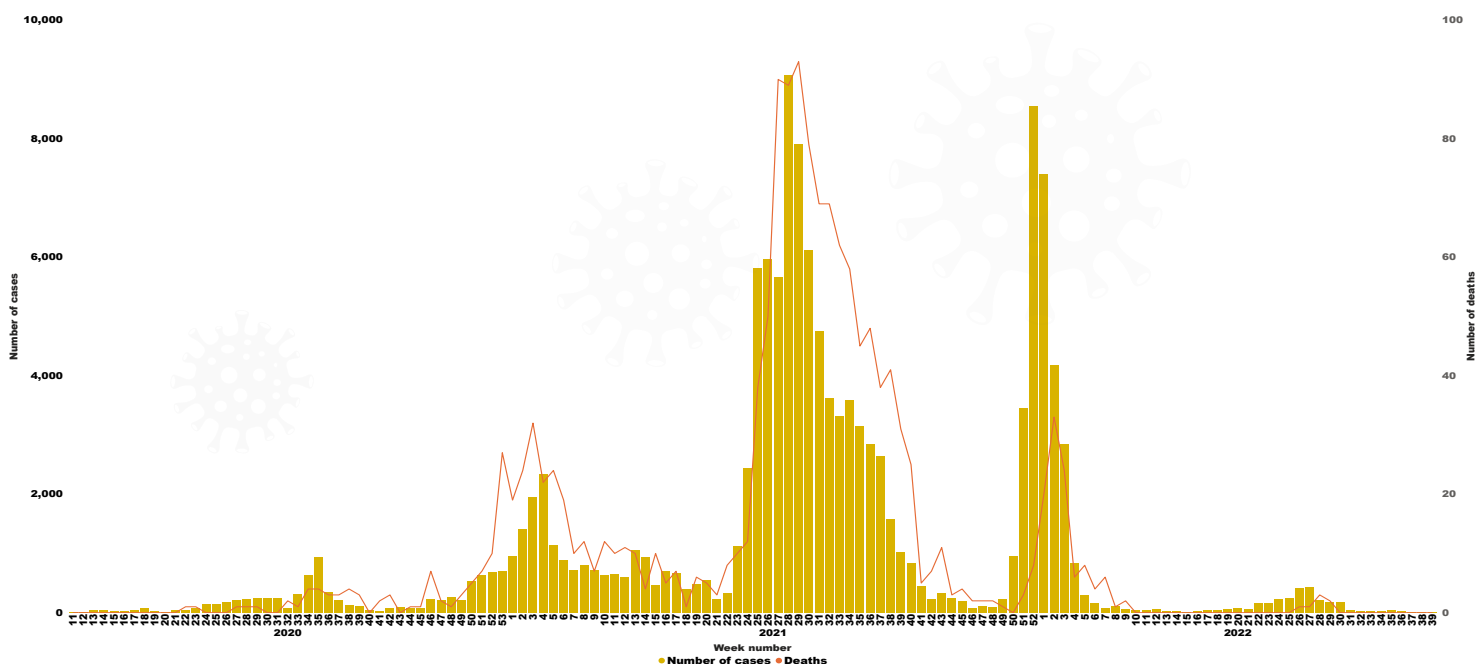
EPI WEEK 39: From 26th September to 2nd October, 2022

Cumulative epidemiological summary as of 2nd October, 2022

	Number of tests: 5,823,208		Active cases: 8
	Average tests per day: 6,241		Number of cases in critical condition: 0
	Number of positive cases: 132,507		Number of vaccinated people
	Positivity rate: 2.28%		With at least one dose: 9,177,634
	Number of deaths: 1,466		With two doses: 8,954,048
	Case fatality ratio: 1.10%		With three doses: 5,593,905
	Number of recoveries: 130,999		
	Recovery rate: 98.88%		

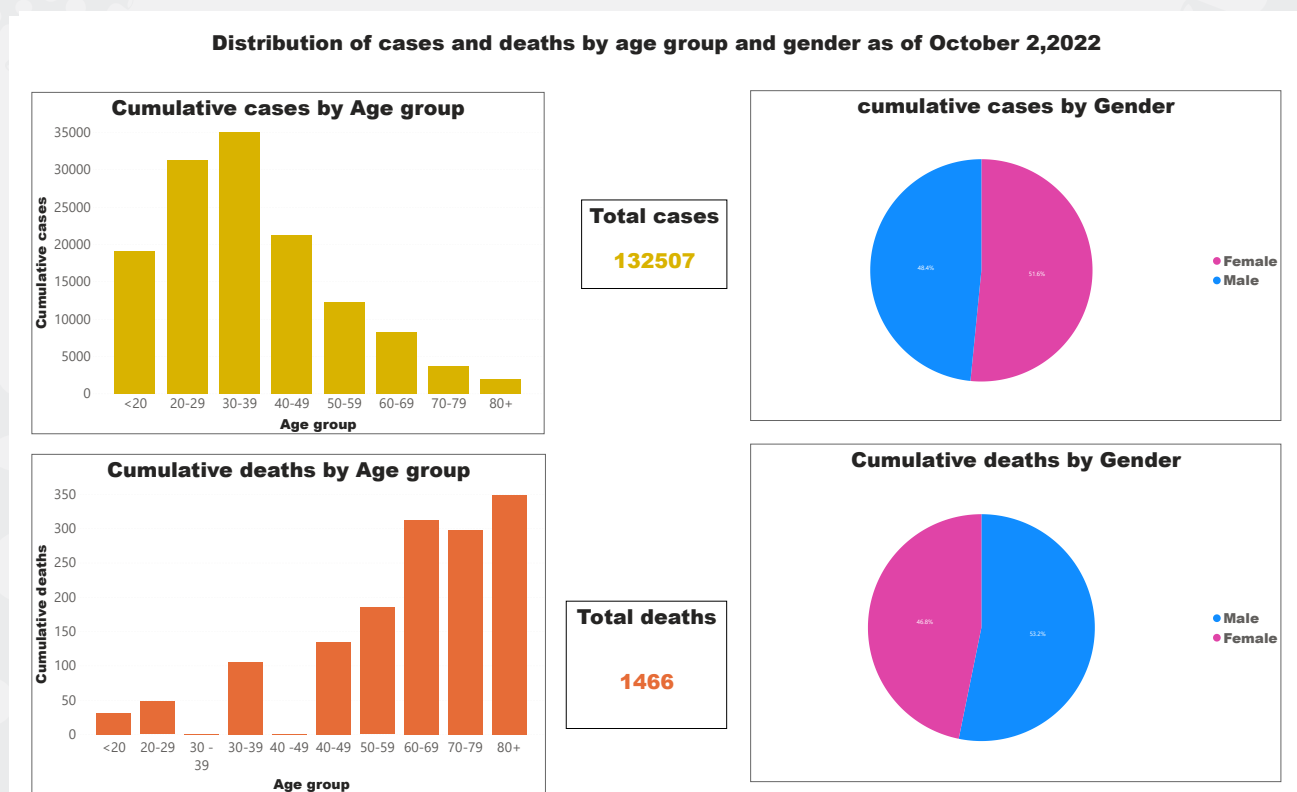
2. Weekly trend in number of new cases and deaths

Weekly trend in number of new COVID-19 positive cases and deaths in Rwanda



Graph 1: Weekly trends in number of new cases and deaths

3. Distribution of cases and deaths by age group and gender.



Graph 2 Distribution of cases and deaths by age group and gender

4. Weekly summary in numbers: Comparison with the previous week

Indicator	EPI WEEK 38:	EPI WEEK 39:
	From 19 th to 25 th September ,2022	From 26 th September to 2 nd October ,2022
Number of new tests	13,428	12,853
New cases	6	13
Positivity rate	0.04%	0.10%
New deaths	0	0
New recoveries	17	16
New cases in Kigali	5	12
New cases outside Kigali	1	1
New deaths in Kigali	0	0
New deaths outside Kigali	0	0
Weekly Incidence rate (cases by 100,000 people)	1/100,000	1/100,000

5. Cumulative cases and deaths by district

Cumulative number of cases and deaths by district as of October 2, 2022

