










COVID19 Weekly Epidemiological Bulletin

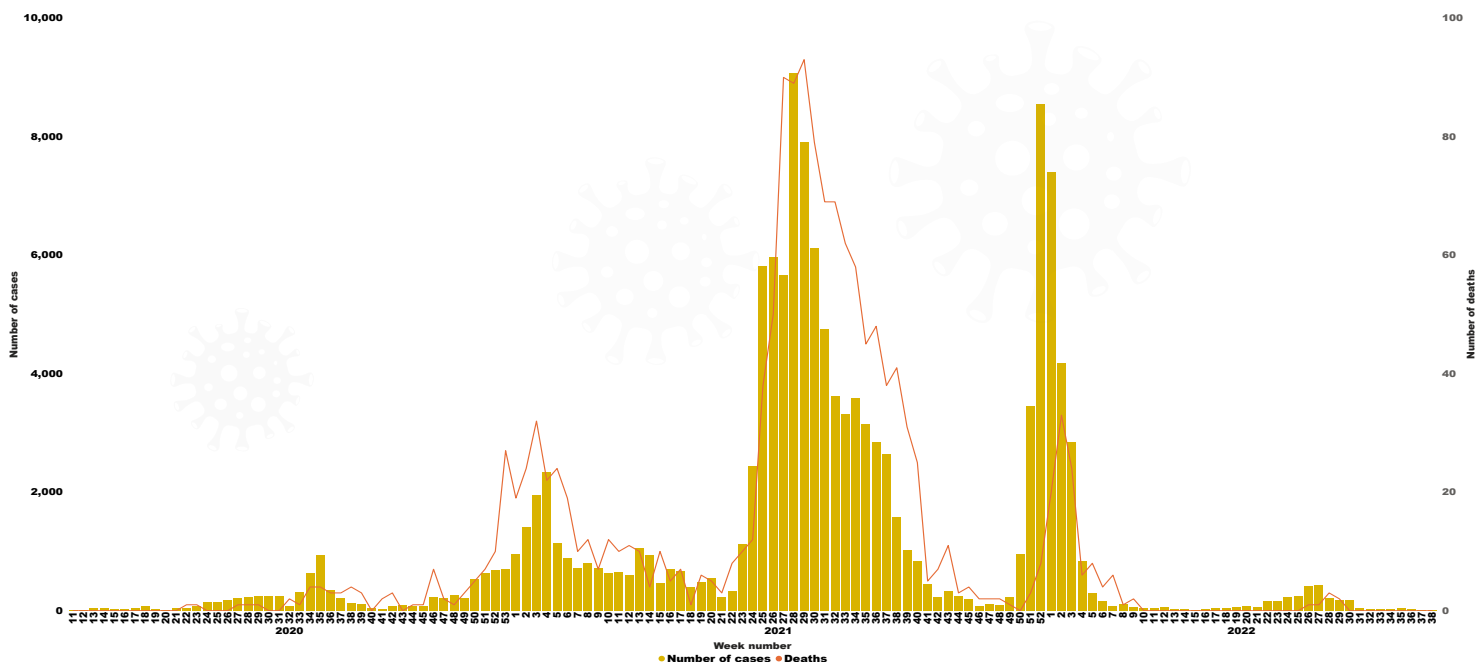
EPI WEEK 38: From 19th to 25th September, 2022

1. Cumulative epidemiological summary as of 25th September, 2022

	Number of tests: 5,810,355		Active cases: 12
	Average tests per day: 6,275		Number of cases in critical condition: 0
	Number of positive cases: 132,494		Number of vaccinated people
	Positivity rate: 2.28%		With at least one dose: 9,176,023
	Number of deaths: 1,466		With two doses: 8,951,140
	Case fatality ratio: 1.10%		With three doses: 5,579,788
	Number of recoveries: 130,999		
	Recovery rate: 98.88%		

2. Weekly trend in number of new cases and deaths

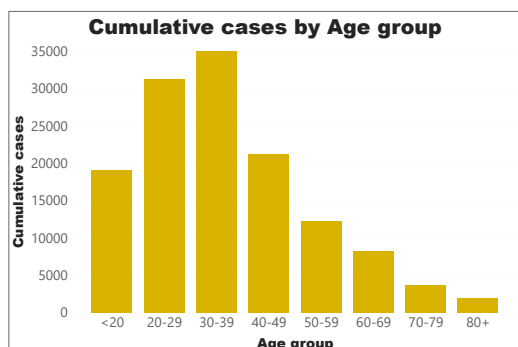
Weekly trend in number of new COVID-19 positive cases and deaths in Rwanda



Graph 1: Weekly trends in number of new cases and deaths

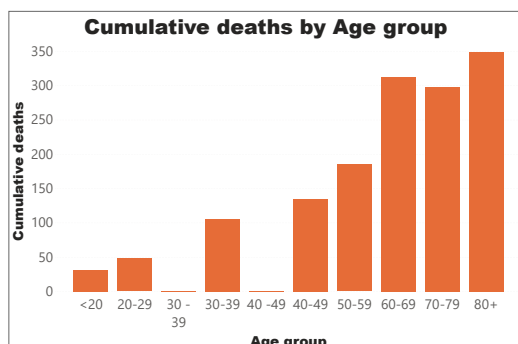
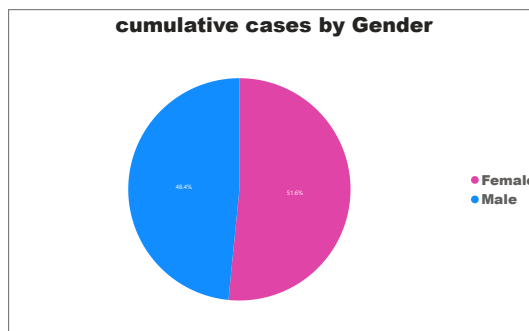
3. Distribution of cases and deaths by age group and gender.

Distribution of cases and deaths by age group and gender as of September 25, 2022



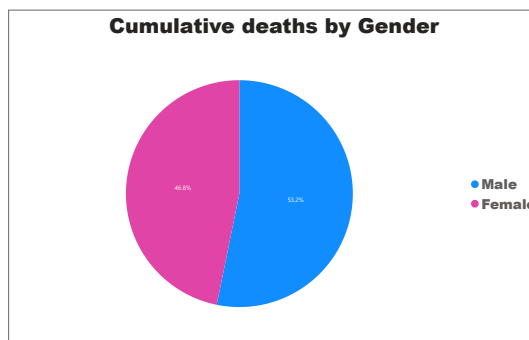
Total cases

132494



Total deaths

1466



Graph 2 Distribution of cases and deaths by age group and gender

4. Weekly summary in numbers: Comparison with the previous week

Indicator	EPI WEEK 37:	EPI WEEK 38:
	From 12 th to 18 th September ,2022	From 19 th to 25 th September ,2022
Number of new tests	14,253	13,428
New cases	14	6
Positivity rate	0.09%	0.04%
New deaths	0	0
New recoveries	44	17
New cases in Kigali	13	5
New cases outside Kigali	1	1
New deaths in Kigali	0	0
New deaths outside Kigali	0	0
Weekly Incidence rate (cases by 100,000 people)	1/100,000	1/100,000

5. Cumulative cases and deaths by district

Cumulative number of cases and deaths by district as of September 25, 2022

