










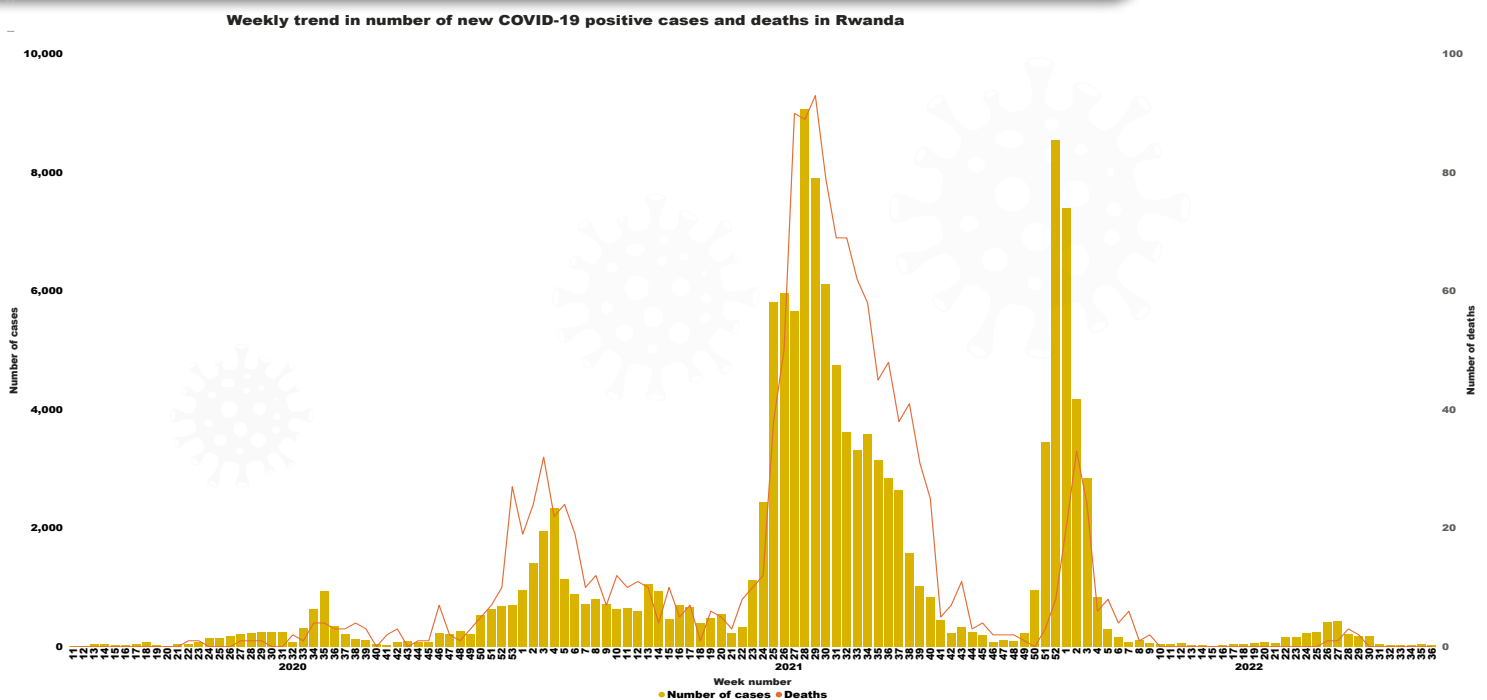
# COVID19 Weekly Epidemiological Bulletin

EPI WEEK 36: From 5<sup>th</sup> to 11<sup>th</sup> September ,2022

## 1. Cumulative epidemiological summary as of 11<sup>th</sup> September ,2022

	Number of tests: <b>5,782,674</b>		Active cases: <b>53</b>
	Average tests per day: <b>6,333</b>		Number of cases in critical condition: <b>0</b>
	Number of positive cases: <b>132,474</b>		Number of vaccinated people
	Positivity rate: <b>2.29%</b>		With at least one dose: <b>9,172,811</b>
	Number of deaths: <b>1,466</b>		With two doses: <b>8,938,849</b>
	Case fatality ratio: <b>1.10%</b>		With three doses: <b>5,538,018</b>
	Number of recoveries: <b>130,955</b>		
	Recovery rate: <b>98.84%</b>		

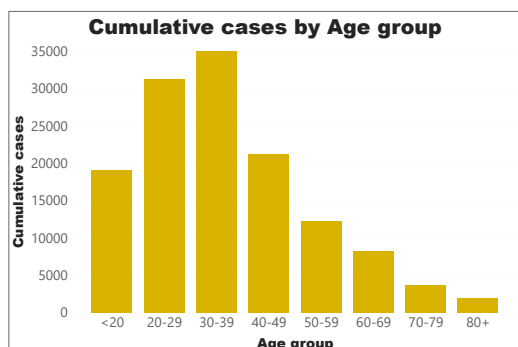
## 2. Weekly trend in number of new cases and deaths



Graph 1: Weekly trends in number of new cases and deaths

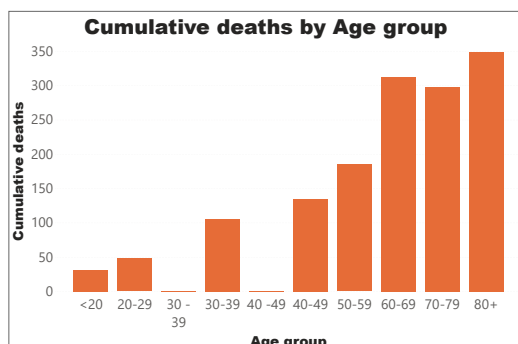
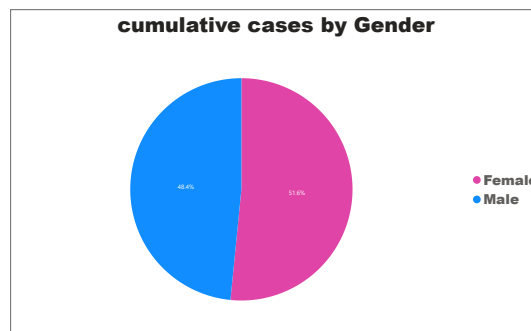
### 3. Distribution of cases and deaths by age group and gender.

Distribution of cases and deaths by age group and gender as of September 11,2022



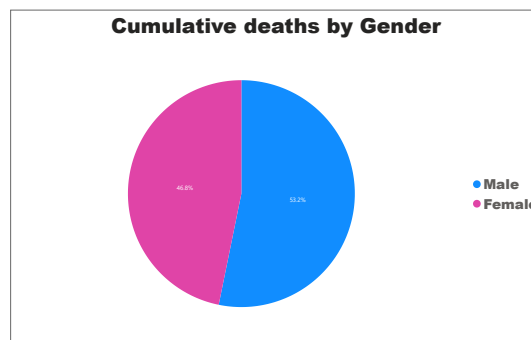
**Total cases**

**132474**



**Total deaths**

**1466**



Graph 2 Distribution of cases and deaths by age group and gender

### 4. Weekly summary in numbers: Comparison with the previous week

Indicator	EPI WEEK 35:	EPI WEEK 36:
	From 29 <sup>th</sup> August to 4 <sup>th</sup> September ,2022	From 5 <sup>th</sup> to 11 <sup>th</sup> September ,2022
Number of new tests	22,899	15,478
New cases	38	20
Positivity rate	0.16%	0.12%
New deaths	0	0
New recoveries	42	
New cases in Kigali	5	9
New cases outside Kigali	33	11
New deaths in Kigali	0	0
New deaths outside Kigali	0	0
Weekly Incidence rate (cases by 100,000 people)	1/100,000	1/100,000

## 5. Cumulative cases and deaths by district

Cumulative number of cases and deaths by district as of September 11, 2022

