



## SUMMARY

## I.COMPLETENESS AND TIMELINESS

• **For Public Health Facilities:**  
Completeness: **97%** Timeliness: **92%**

• **For Privates Health Facilities:**

o Number of health facilities submitted their reports : **103 HF**

o Number of health facilities submitted their reports on time: **82 HF**

## II. Cases reported immediate &amp; weekly at national level:

- **Malaria:** 3, 027 cases
- **Flu syndrome :** 10, 650 cases
- **Non-bloody Diarrhoea :** 5, 643 cases
- **Severe Pneumonia under five years:** 232 cases
- **Shigellosis:** 12 suspected cases
- **Varicella:** 103 cases
- **Food Poisoning:** 8 cases
- **Measles :** 3 suspected cases
- **Meningitis :** 1 suspected case
- **Mumps:** 11 cases
- **Dog bites/ Rabies Exposure:** 14 cases
- **Covid-19:** 42 cases

# PUBLIC HEALTH SURVEILLANCE, & EMERGENCIES PREPAREDNESS & RESPONSE WEEKLY REPORT

Week 35 from 29<sup>th</sup> August to 4<sup>th</sup> september , 2022



PHS&amp;EPR Division

## Highlight of the week:

□ As of July 3rd, 2022 , a total of 131, 271 positive cases and 1, 460 deaths due to COVID-19 were reported. Response activities including vaccination are still ongoing; a total of 9, 129,714 people received at least one dose including 8, 733, 727 who received two doses and 5, 043, 817 who received three doses. **Cont'd on P. 2**

## III. Deaths due to diseases under surveillance

□ **Malaria:** two deaths

□ **Completeness and timeliness of reporting by catchment areas in public health facilities:**

Province	Catchment area /Hospital	Expected reports	Completeness	Timeliness	Province	Catchment area /Hospital	Expected reports	Completeness	Timeliness
East	Gatunda	9	100	100	West	Shyira	17	100	94
East	Kirehe	20	100	100	East	Kibungo	17	94	94
East	Kiziguro	13	100	100	South	Remera Rukoma	14	93	93
East	Ngarama	8	100	100	South	Kigeme	13	92	92
East	Nyagatare	14	100	100	Kigali City	Masaka	12	92	92
East	Nyamata	17	100	100	North	Butaro	20	100	90
East	Rwinkwavu	8	100	100	West	Gihundwe	10	100	90
Kigali City	Muhima	4	100	100	North	Kinshira	9	100	89
North	Ruhengeri	18	100	100	North	Nemba	9	89	89
North	Rutongo	14	100	100	East	Rwanagana	17	94	88
South	Gitwe	9	100	100	North	Gatonde	7	100	86
South	Kabgavi	13	100	100	West	Kabaya	7	100	86
South	Kibilizi	11	100	100	South	Gakoma	6	83	83
South	Ruhango	8	100	100	North	Byumba	27	96	81
West	Bushenge	8	100	100	North	Ruli	10	90	80
West	Gisenyi	16	100	100	South	Kaduha	10	90	80
West	Kibogora	14	100	100	South	Nyabikenke	5	80	80
West	Kibuye	13	100	100	South	Kabutare	19	84	79
West	Kirinda	6	100	100	South	Nyanza	19	79	79
West	Mibilizi	12	100	100	Kigali City	Nyarugenge	9	100	78
West	Mugonero	7	100	100	Kigali City	Kibagabaga	21	90	76
West	Muhororo	10	100	100	East	Gahini	9	100	67
West	Murunda	19	100	100		<b>Total</b>	<b>575</b>	<b>97</b>	<b>92</b>
South	Munini	17	100	94					

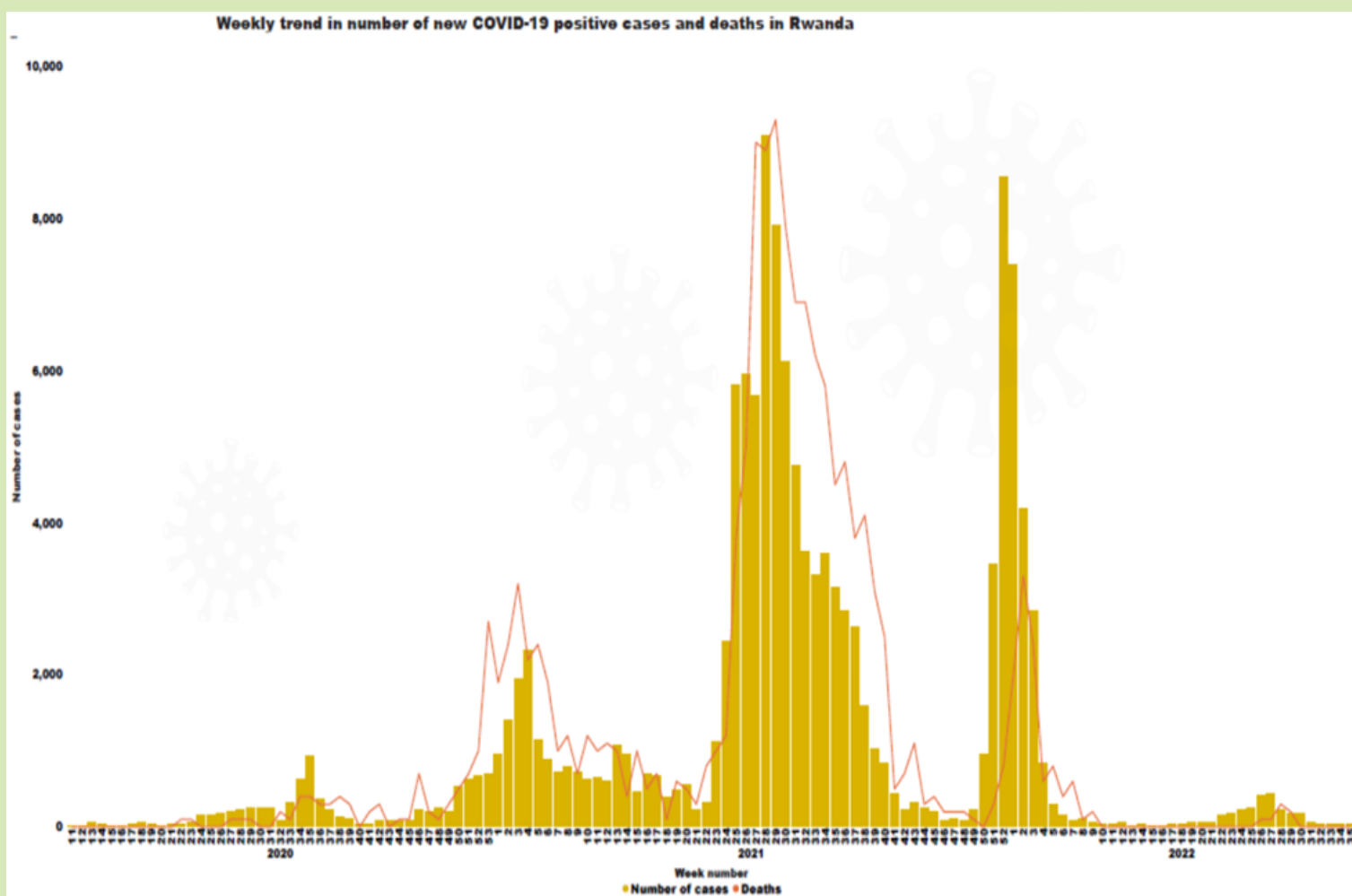
Source : e-IDSR Weekly report from 29th August to 4th September , 2022

**Editorial team:** V. Ndagijimana, A. Kapiteni, C.V Ngirababyeyi, Dr J.L Benimana, Dr L. Ishema, Dr A.P. Karamage, F. Nizeyimana, I. Itanga, L. Ruyange, A. Kabeja, H. Balisanga, O. Nsekuye, I. Teta, S.Uwamahoro, D. Mugwaneza, Dr E. Ruseesa, M. Gashegu and Dr Edson Rwagasore Dr. V. Mucunguzi

# EPIDEMIC SURVEILLANCE AND RESPONSE WEEKLY REPORT

From P.1

- Weekly trend in number of new cases and deaths since the declaration of the Covid-19 outbreak in Rwanda

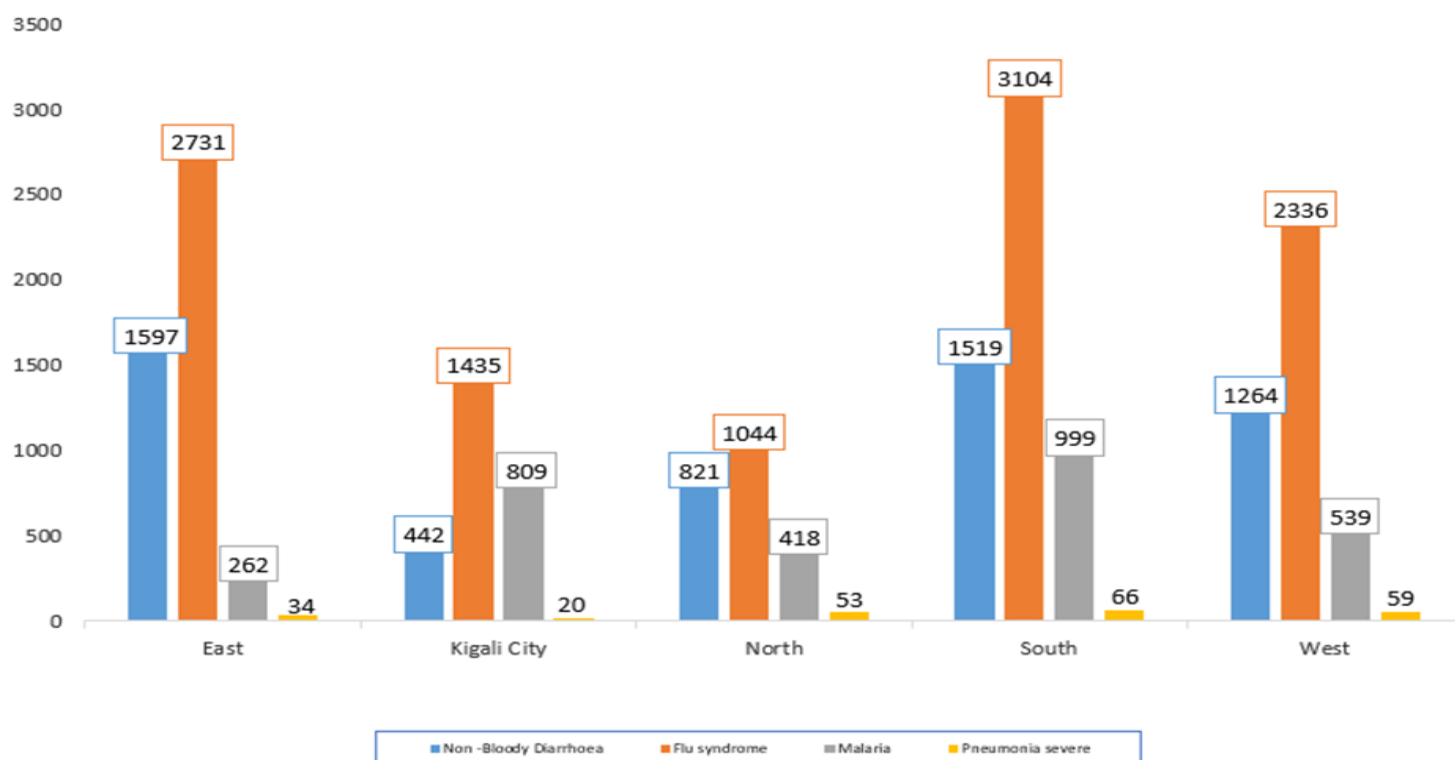


Graph 2: Weekly trend in number of COVID-19 positive cases and deaths

# EPIDEMIC SURVEILLANCE AND RESPONSE WEEKLY REPORT

## Summary of weekly reportable diseases cases by Province

Weekly reportable diseases cases by Province



Source : e-IDSR Weekly report from 29th August to 4th September, 2022

## Worldwide COVID-19 situation in Number by WHO regions as of 4th September, 2022

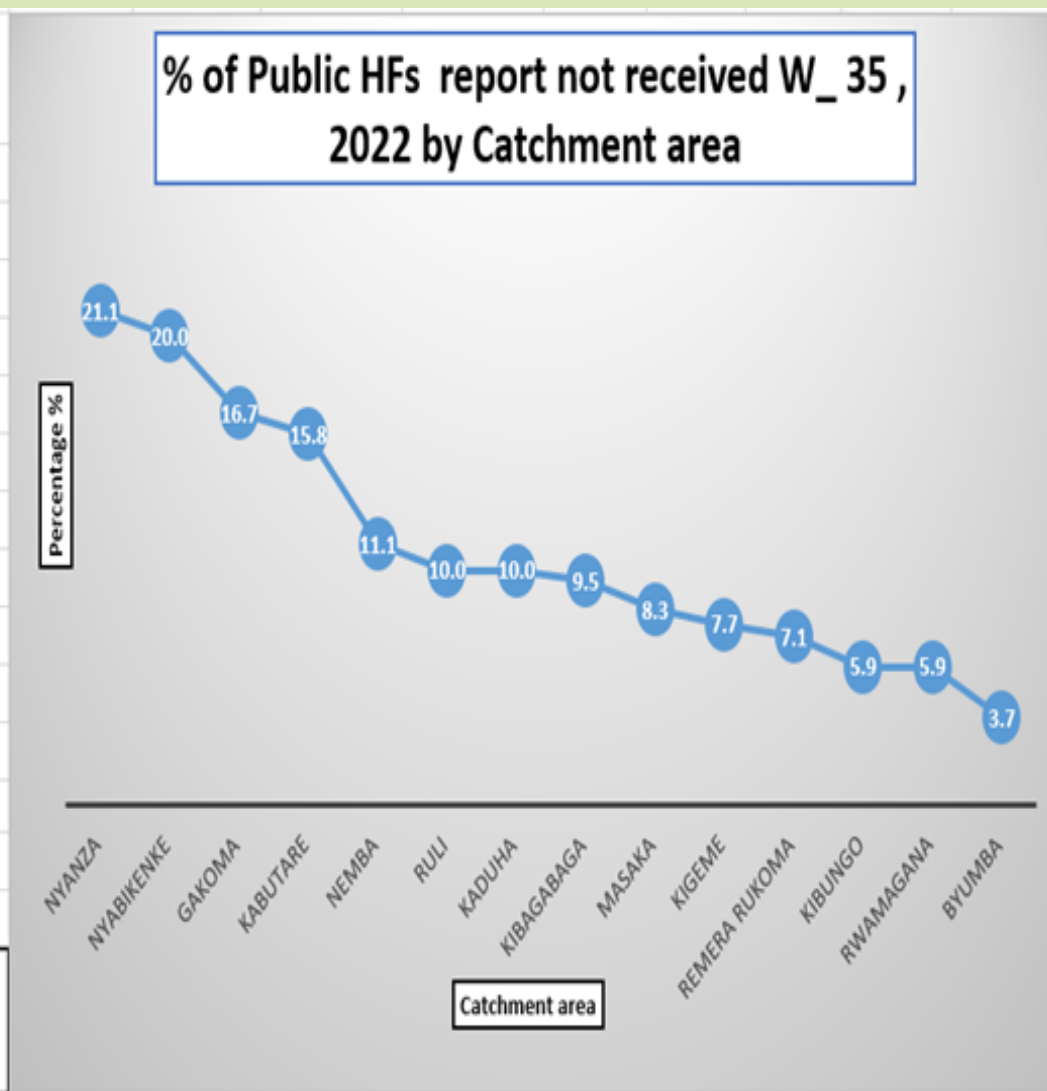
Region	Number of cases	Number of deaths
Americas	176, 211, 601	2, 820, 836
Europe	246, 634, 859	2, 061, 081
South East Asia	60, 053, 325	795, 991
Eastern Mediterranean	22, 994, 621	347, 656
Africa	9, 297, 294	174, 344
Western Pacific	85, 188, 760	261, 895
Others	764	13
Total	600, 381, 224	6, 461, 816

Source : WHO Weekly epidemiological update

□ Public Health Facilities report not received

Province	Catchment area /Hospital	Expected reports	Report received	Report not received %
South	Nyanza	19	78.9	21.1
South	Nyabikenke	5	80.0	20.0
South	Gakoma	6	83.3	16.7
South	Kabutare	19	84.2	15.8
North	Nemba	9	88.9	11.1
North	Ruli	10	90.0	10.0
South	Kaduha	10	90.0	10.0
Kigali City	Kibagabaga	21	90.5	9.5
Kigali City	Masaka	12	91.7	8.3
South	Kigeme	13	92.3	7.7
South	Remera Rukoma	14	92.9	7.1
East	Kibungo	17	94.1	5.9
East	Rwamagana	17	94.1	5.9
North	Byumba	27	96.3	3.7

Descending order percentage of Public HFs report not received week 35, 2022 by Catchment area.



Source : e-IDSr Weekly report from 29th August to 4th September, 2022

# EPIDEMIC SURVEILLANCE AND RESPONSE WEEKLY REPORT

## Summary of IDSR priority diseases cases notified by catchment area during week 35/2022

Province	Catchment area /Hospital	Non-Bloody Diarrhoea	Flu syndrome	Malaria	Pneumonia severe	Acute Flaccid Paralysis	Shigellosis	Varicella	Cholera	Diphtheria	Epidemic Typhus	Food Poisoning	Haemorrhagic fever	Measles	Meningococcal Meningitis	Mumps	Neonatal tetanus	Plague	Rabies	Rubella	Typhoid Fever	Viral Conjunctivitis	Whooping Cough	Yellow Fever
East	Gahini	154	181	10	0	0	0	0	0	0	0	0	0	0	0	0	0	0	0	0	0	0	0	0
East	Gatunda	65	2	2	1	0	0	0	0	0	0	0	0	0	0	0	0	0	0	0	0	0	0	0
East	Kibungap	204	18	8	5	0	0	11	0	0	0	1	0	0	0	0	0	0	0	0	0	0	0	0
East	Kirehe	349	651	56	0	0	0	80	0	0	0	0	0	0	0	0	0	0	0	0	0	0	0	0
East	Kiziguro	247	440	15	5	0	0	0	0	0	0	0	0	0	0	0	0	0	0	0	0	0	0	0
East	Ngarara	133	151	5	3	0	0	0	0	0	0	0	0	0	0	0	0	0	0	0	0	0	0	0
East	Nvagatare	88	107	61	2	0	0	0	0	0	0	0	0	0	0	0	0	0	6	0	0	0	0	0
East	Nyamata	128	394	94	7	0	0	0	0	0	0	0	0	0	0	0	0	0	3	0	0	0	0	0
East	Rwamagana	102	666	9	6	0	0	0	0	0	0	0	0	1	0	0	0	0	0	0	0	0	0	0
East	Rwinkwavu	127	121	2	5	0	0	0	0	0	0	0	0	0	0	0	0	0	0	0	0	0	0	0
Kigali City	Kibagabaga	228	586	530	9	0	0	1	0	0	0	0	0	0	0	1	0	0	0	0	0	0	0	0
Kigali City	Masaka	54	291	83	2	0	0	0	0	0	0	0	0	0	0	0	0	0	0	0	0	0	0	0
Kigali City	Muhima	98	260	103	4	0	0	0	0	0	0	0	0	0	0	0	0	0	0	0	0	0	0	0
Kigali City	Nyarugenge	62	298	93	5	0	0	1	0	0	0	0	0	0	0	0	0	0	0	0	0	0	0	0
North	Butaro	177	107	43	13	0	2	0	0	0	0	0	0	0	0	8	0	0	0	0	0	0	0	0
North	Byumba	194	314	105	2	0	0	0	0	0	0	0	0	0	0	0	0	0	2	0	0	0	0	0
North	Gatonde	34	1	22	0	0	0	0	0	0	0	0	0	0	0	0	0	0	0	0	0	0	0	0
North	Kiruhira	75	11	9	8	0	1	0	0	0	0	0	0	0	0	0	0	0	0	0	0	0	0	0
North	Nemba	38	2	28	0	0	0	0	0	0	0	0	0	0	0	0	0	0	0	0	0	0	0	0
North	Ruhengeri	146	411	50	2	0	1	1	0	0	0	0	0	0	0	0	0	0	0	0	0	0	0	0
North	Ruli	40	21	55	8	0	0	0	0	0	0	0	0	0	0	0	0	0	0	0	0	0	0	0
North	Rutongo	117	177	106	20	0	0	0	0	0	0	0	0	0	0	0	0	0	0	0	0	0	0	0
South	Gakoma	90	48	48	0	0	0	0	0	0	0	0	0	0	0	0	0	0	0	0	0	0	0	0
South	Gitwe	79	73	4	0	0	0	0	0	0	0	0	0	0	0	0	0	0	0	0	0	0	0	0
South	Kabgavi	120	291	21	3	0	2	0	0	0	0	0	0	0	0	0	0	0	0	0	0	0	0	0
South	Kabutare	233	534	33	6	0	1	2	0	0	0	0	0	0	0	0	0	0	0	0	0	0	0	0
South	Kaduha	95	188	39	12	0	0	0	0	0	0	0	0	0	0	0	0	0	0	0	0	0	0	0
South	Kibilizi	202	374	507	9	0	0	3	0	0	0	6	0	0	0	0	0	0	2	0	0	0	0	0
South	Kigeme	120	289	64	11	0	2	0	0	0	0	0	0	0	0	1	0	0	0	0	0	0	0	0
South	Murini	188	316	141	11	0	0	0	0	0	0	0	0	0	0	0	0	0	0	0	0	0	0	0
South	Nyabikenke	34	92	63	0	0	0	0	0	0	0	0	0	0	0	0	0	0	0	0	0	0	0	0
South	Nvanza	204	367	45	1	0	2	1	0	0	0	0	0	0	0	0	0	0	0	0	0	0	0	0
South	Remera Rukoma	103	314	33	1	0	0	0	0	0	0	0	0	0	0	0	0	0	0	0	0	0	0	0
South	Ruhango	51	218	1	12	0	1	0	0	0	0	0	0	0	0	0	0	0	0	0	0	0	0	0
West	Bushenge	66	190	40	7	0	0	0	0	0	0	0	0	0	0	0	0	0	0	0	0	0	0	0
West	Gihundwe	100	82	26	1	0	0	0	0	0	0	0	0	0	0	0	0	0	0	0	0	0	0	0
West	Giserni	230	396	35	7	0	0	2	0	0	0	1	0	0	0	1	0	0	1	0	0	0	0	0
West	Kabaya	56	163	19	8	0	0	0	0	0	0	0	0	0	0	0	0	0	0	0	0	0	0	0
West	Kibogora	46	128	136	3	0	0	0	0	0	0	0	0	0	1	0	0	0	0	0	0	0	0	0
West	Kibuye	118	140	28	6	0	0	0	0	0	0	0	0	0	0	0	0	0	0	0	0	0	0	0
West	Kirinda	42	129	11	3	0	0	0	0	0	0	0	0	0	0	0	0	0	0	0	0	0	0	0
West	Mibilizi	92	42	38	4	0	0	1	0	0	0	0	0	1	0	0	0	0	0	0	0	0	0	0
West	Mugonero	65	148	16	4	0	0	0	0	0	0	0	0	1	0	0	0	0	0	0	0	0	0	0
West	Muhororo	41	74	39	3	0	0	0	0	0	0	0	0	0	0	0	0	0	0	0	0	0	0	0
West	Murunda	271	320	138	10	0	0	0	0	0	0	0	0	0	0	0	0	0	0	0	0	0	0	0
West	Shyira	137	524	13	3	0	0	0	0	0	0	0	0	0	0	0	0	0	0	0	0	0	0	0
Total		5643	10650	3027	232	0	12	103	0	0	0	8	0	3	1	11	0	0	14	0	0	0	0	0

Source : e-IDSR Weekly report from 29th August to 4th September , 2022