



SUMMARY

I. COMPLETENESS AND TIMELINESS

- **For Public Health Facilities:**
Completeness: **98 %**
Timeliness: **94 %**
- **For Privates Health Facilities:**

o Number of health facilities submitted their reports : **107 HF**s

o Number of health facilities submitted their reports on time: **81 HF**s

II. Summary of cases reported immediate & weekly at national level:

- **Malaria:** 2, 905 cases
- **Flu syndrome :** 11, 812 cases
- **Non-bloody Diarrhoea :** 6, 110 cases
- **Severe Pneumonia under five years:** 240 cases
- **Acute Flaccid Paralysis:** 2 cases
- **Shigellosis:** 14 suspected cases
- **Varicella:** 103 cases
- **Food Poisoning:** 81 cases
- **Measles :** 6 suspected cases
- **Mumps:** 14 cases
- **Dog bites/ Rabies Exposure:** 11 cases
- **Rubella:** 1 suspected case
- **Covid-19:** 25 cases

PUBLIC HEALTH SURVEILLANCE, & EMERGENCIES PREPAREDNESS & RESPONSE WEEKLY REPORT

Week 34 from 22nd to 28th August , 2022



PHS&EPR Division

Highlight of the week:

Update on COVID-19 pandemic in Rwanda

□ As of 28th August 2022 , a total of 132, 416 positive cases and 1,466 deaths due to COVID-19 were reported. Response activities including vaccination are still ongoing ; a total of 9, 166, 923 people received at least one dose including 8, 921, 137 who received two doses and 5, 479, 468 who received three doses. **Cont'd on P. 2**

III. Deaths due to diseases under surveillance

- **Malaria:** Two deaths

□ Completeness and timeliness of reporting by catchment areas in public health facilities:

Province	Catchment area /Hospital	Expected reports	Completeness	Timeliness	Province	Catchment area /Hospital	Expected reports	Completeness	Timeliness
East	Gatunda	9	100	100	West	Kirinda	6	100	100
East	Kibungo	17	100	100	West	Mibilizi	12	100	100
East	Kirehe	20	100	100	West	Mugonero	7	100	100
East	Kiziguro	13	100	100	West	Muhororo	10	100	100
East	Ngarama	8	100	100	West	Murunda	19	100	100
East	Nyagatare	14	100	100	West	Shyira	17	100	100
East	Rwinkwavu	8	100	100	East	Nyamata	17	100	94
Kigali City	Muhima	4	100	100	South	Kigeme	13	100	92
Kigali City	Nyarugenge	9	100	100	Kigali City	Masaka	12	92	92
North	Gatonde	7	100	100	Kigali City	Kibagabaga	21	95	90
North	Ruhengeri	18	100	100	North	Butaro	20	100	90
North	Rutongo	14	100	100	South	Kaduha	10	90	90
South	Gitwe	9	100	100	South	Nyanza	19	95	89
South	Kabagayi	13	100	100	East	Gahini	9	100	89
South	Kibilizi	11	100	100	North	Kinshira	9	89	89
South	Munini	17	100	100	South	Gakoma	6	100	83
South	Nyabikenke	5	100	100	East	Rwamagana	17	88	82
South	Remera Rukoma	14	100	100	South	Kabutare	19	95	79
West	Bushenge	8	100	100	North	Byumba	27	93	78
West	Gihundwe	10	100	100	South	Ruhango	8	88	75
West	Gisenyi	16	100	100	North	Ruli	10	90	70
West	Kabaya	7	100	100	North	Nemba	9	78	67
West	Kibogora	14	100	100	Total		575	98	94
West	Kibuye	13	100	100					

Source : e-IDSR Weekly report : from 22nd to 28th August , 2022

Editorial team: V. Ndagijimana, A. Kapiteni, C.V Ngirababyeyi, Dr J.L Benimana, Dr L. Ishema, Dr A.P. Karamage, F. Nizeyimana, I. Itanga, L. Ruyange, A. Kabaja, H. Balisanga, O. Nsekuye, I. Teta, S.Uwamahoro, D. Mugwaneza, Dr E. Ruseesa, Dr. V. Mucunguzi, M. Gashegu and Dr Edson Rwagasore



A Healthy People. A Wealthy nation

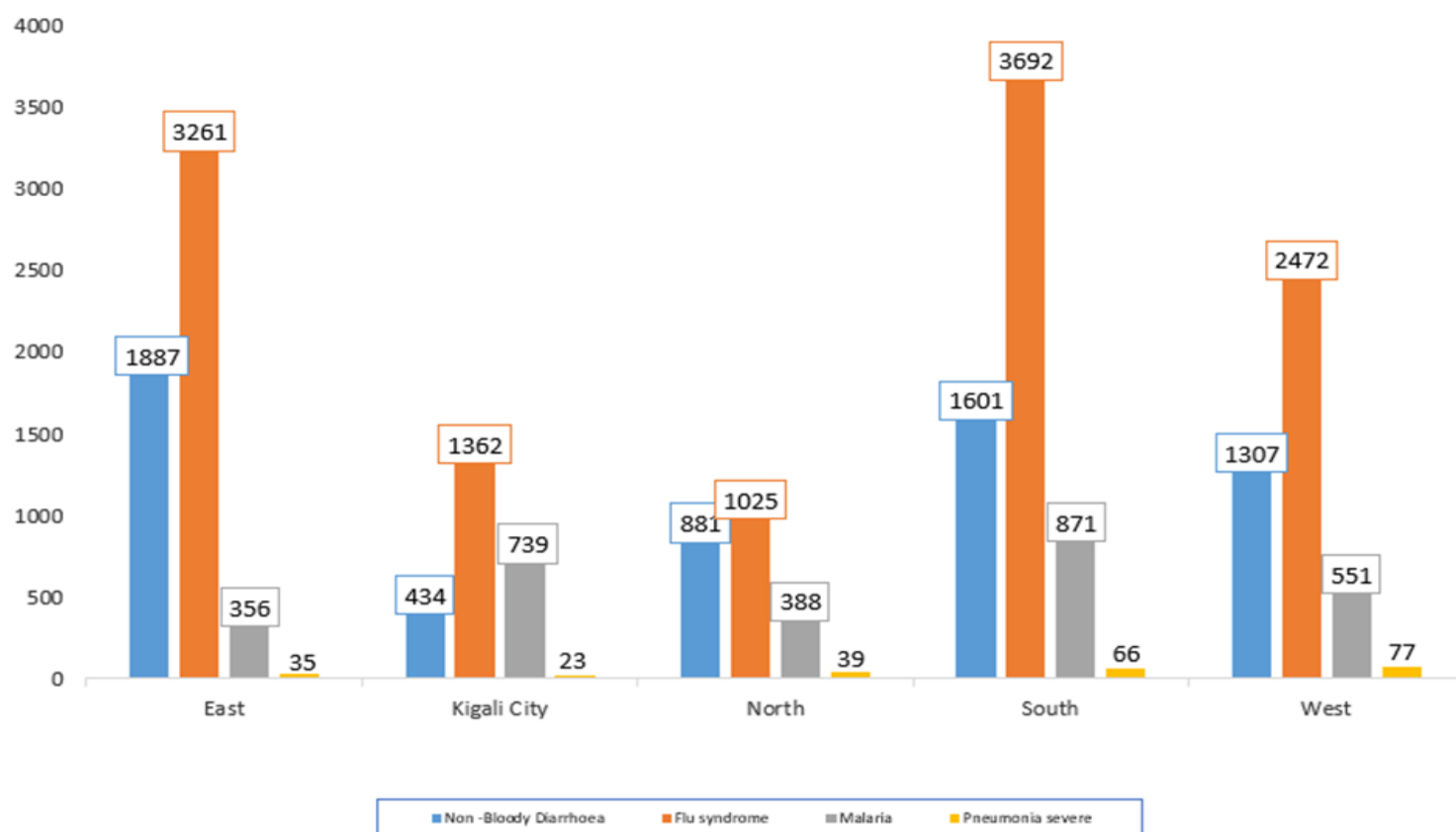
For more information, contact the Division Manager of Public Health Surveillance & Emergencies Preparedness, and Response Division, Dr. Edson Rwagasore, Tel: 0788599240 or Toll free **114**

EPIDEMIC SURVEILLANCE AND RESPONSE WEEKLY REPORT

From P.1

□ Summary of weekly reportable diseases cases by Province

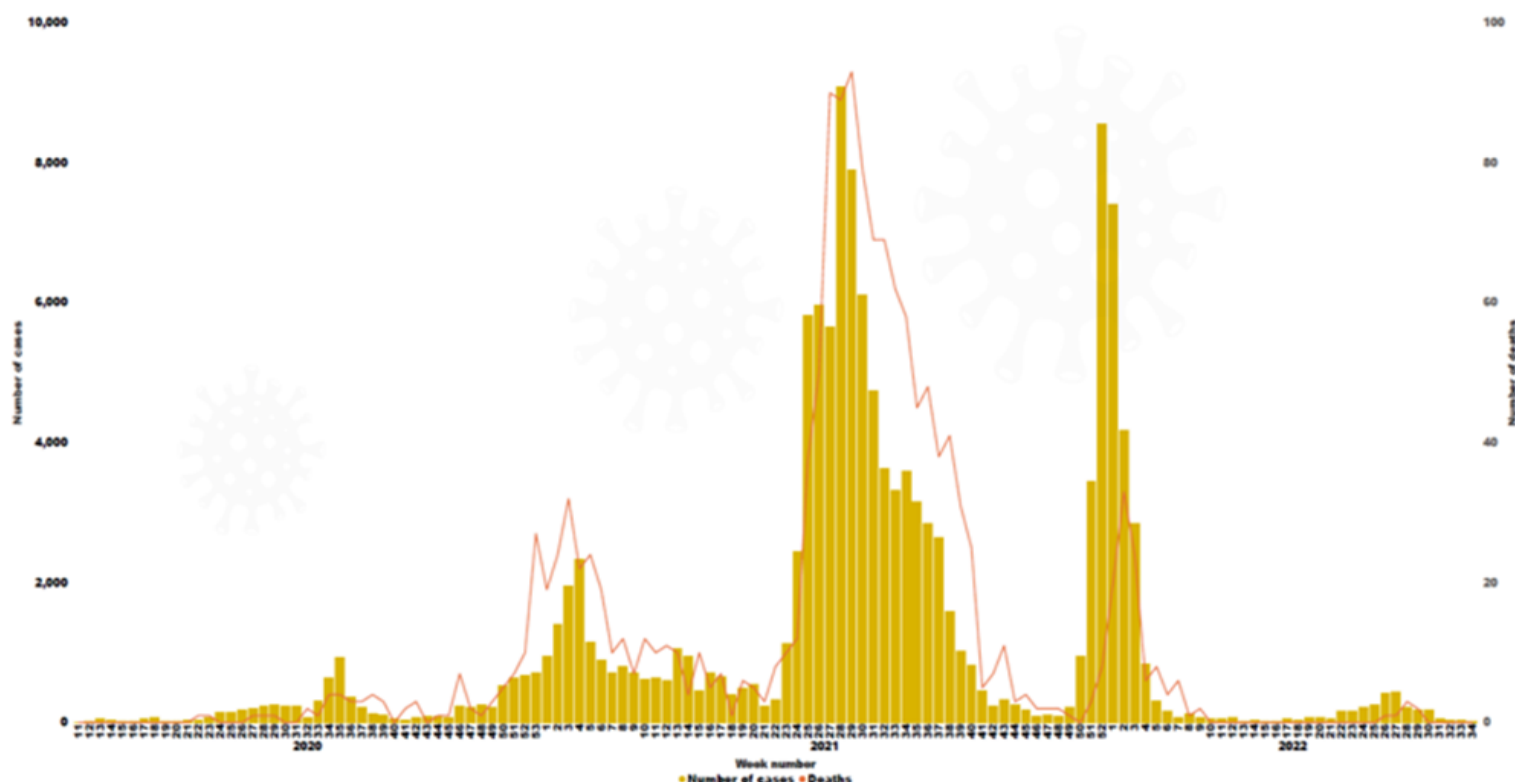
Weekly reportable diseases cases by Province



Source : e-IDSR Weekly report from 22nd to 28th August , 2022

□ Weekly trend in number of new cases and deaths since the declaration of the Covid-19 outbreak in Rwanda

Weekly trend of Covid-19 new cases and deaths in Rwanda



Weekly trend in number of COVID-19 positive cases and deaths in Rwanda

Worldwide COVID-19 situation by WHO regions as of 28th August, 2022

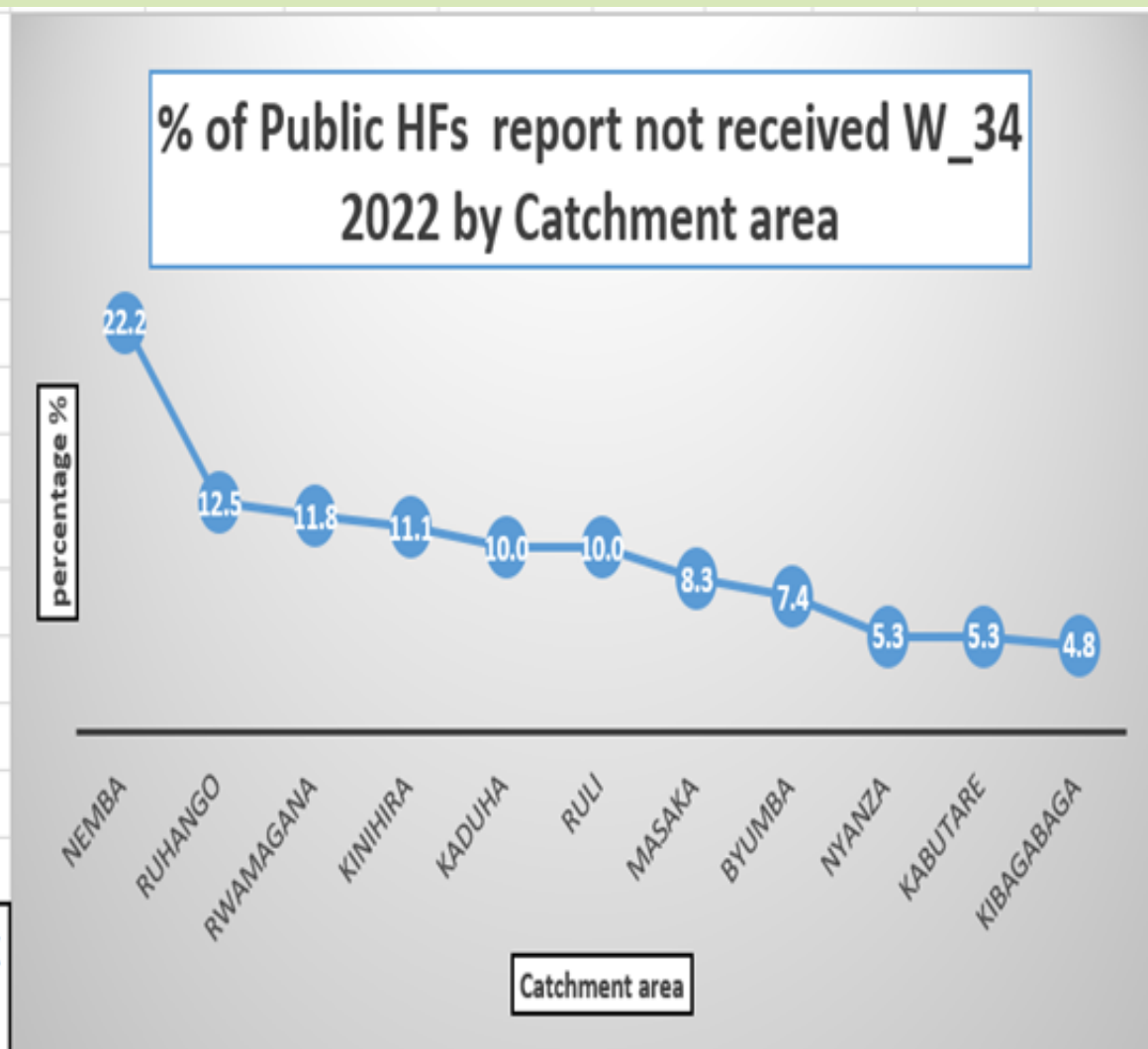
Region	Number of cases	Number of deaths
Americas	175, 391, 153	2, 815, 191
Europe	247, 381, 780	2, 074, 258
South East Asia	59, 962, 802	795, 389
Eastern Mediterranean	22, 960, 506	347, 299
Africa	9, 281, 437	174, 281
Western Pacific	83, 039, 297	258, 188
Others	764	13
Total	598, 017, 739	6, 464, 619

Source : WHO Weekly epidemiological update

Public Health Facilities report not received by catchment area

Province	Catchment area /Hospital	Expected reports	Report received %	Report not received %
North	Nemba	9	77.8	22.2
South	Ruhango	8	87.5	12.5
East	Rwamagana	17	88.2	11.8
North	Kinihira	9	88.9	11.1
South	Kaduha	10	90.0	10.0
North	Ruli	10	90.0	10.0
Kigali City	Masaka	12	91.7	8.3
North	Byumba	27	92.6	7.4
South	Nyanza	19	94.7	5.3
South	Kabutare	19	94.7	5.3
Kigali City	Kibagabaga	21	95.2	4.8

Descending order percentage of Public HF's report not received week 34 , 2022 by Catchment area.



Source : e-IDSR Weekly report from 22nd to 28th August , 2022

EPIDEMIC SURVEILLANCE AND RESPONSE WEEKLY REPORT

Summary of IDSR priority diseases cases notified by catchment area during week 34/2022

Province	Catchment area /Hospital	Non -Bloody Diarrhoea	Flu syndrome	Malaria	Pneumonia severe	Acute Flaccid Paralysis	Shigellosis	Varicella	Cholera	Diphtheria	Epidemic Typhus	Food Poisoning	Haemorrhagic fever	Measles	Meningococcal Meningitis	Mumps	Neonatal tetanus	Plague	Rabies	Rubella	Typhoid Fever	Viral Conjunctivitis	Whooping Cough	Yellow Fever
East	Gahini	153	163	11	0	0	0	0	0	0	0	0	0	0	0	0	0	0	0	0	0	0	0	0
East	Gatunda	94	11	1	6	0	0	0	0	0	0	0	0	0	0	0	0	0	0	0	0	0	0	0
East	Kibungo	212	9	16	0	0	0	7	0	0	0	0	0	0	0	0	0	0	0	0	0	0	0	0
East	Kirehe	419	646	69	3	0	0	84	0	0	0	0	0	0	0	0	0	0	0	0	0	0	0	0
East	Kizigarwa	305	613	15	3	0	0	0	0	0	0	0	0	0	0	0	0	0	0	0	0	0	0	0
East	Ngarara	148	233	10	1	0	0	0	0	0	0	0	0	0	0	0	0	0	0	0	0	0	0	0
East	Nyagatare	119	131	94	9	0	0	0	0	0	0	0	0	0	0	0	0	0	6	0	0	0	0	0
East	Nyamata	129	558	110	5	0	0	0	0	0	0	0	0	0	0	0	0	0	0	0	0	0	0	0
East	Rwamagana	174	768	26	4	0	0	2	0	0	0	0	0	3	0	0	0	0	0	0	0	0	0	0
East	Rwinkwavu	134	129	4	4	0	0	0	0	0	0	0	0	0	0	0	0	0	0	0	0	0	0	0
Kigali City	Kibagabaga	178	529	400	11	0	0	2	0	0	0	0	0	0	0	0	0	0	0	0	0	0	0	0
Kigali City	Masaka	107	308	152	2	0	0	0	0	0	0	0	0	0	0	0	0	0	0	0	0	0	0	0
Kigali City	Muhima	90	274	109	3	0	0	0	0	0	0	0	0	0	0	0	0	0	0	0	0	0	0	0
Kigali City	Nyarugenge	59	251	78	7	0	2	0	0	0	0	0	0	0	0	0	0	0	0	0	0	0	0	0
North	Butaro	225	98	37	10	0	0	0	0	0	0	0	0	0	0	8	0	0	0	0	0	0	0	0
North	Bvumba	212	313	84	11	0	0	0	0	0	0	0	0	0	0	2	0	0	0	0	0	0	0	0
North	Gatonde	36	3	13	1	0	0	0	0	0	0	0	0	0	0	0	0	0	0	0	0	0	0	0
North	Kirihira	58	9	8	7	0	0	0	0	0	0	0	0	0	0	0	0	0	0	0	0	0	0	0
North	Nemba	34	3	29	0	0	0	0	0	0	0	0	0	0	0	0	0	0	0	0	0	0	0	0
North	Ruhengeri	162	325	49	1	0	0	1	0	0	0	0	0	0	0	0	0	0	0	0	0	0	0	0
North	Ruli	49	28	57	0	0	0	0	0	0	0	0	0	0	0	0	0	0	0	0	0	0	0	0
North	Rutongo	105	246	111	9	0	0	0	0	0	0	0	0	0	0	3	0	0	0	0	0	0	0	0
South	Gakoma	100	35	26	3	0	1	0	0	0	0	0	0	0	0	0	0	0	0	0	0	0	0	0
South	Gitwe	68	85	11	1	0	0	0	0	0	0	0	0	0	0	0	0	0	0	0	0	0	0	0
South	Kabgazi	164	335	26	14	1	0	0	0	0	0	0	0	0	0	0	0	0	0	0	0	0	0	0
South	Kabutare	228	539	35	2	0	0	3	0	0	0	0	0	0	0	0	0	0	0	0	0	0	0	0
South	Kaduha	108	189	57	7	0	0	0	0	0	0	0	0	0	0	0	0	0	0	0	0	0	0	0
South	Kibizi	203	448	345	4	0	5	1	0	0	0	71	0	1	0	0	0	0	3	0	0	0	0	0
South	Kigeme	115	441	77	10	0	2	0	0	0	0	0	0	1	0	0	0	0	0	0	0	0	0	0
South	Murini	177	361	136	8	1	0	0	0	0	0	0	0	0	0	0	0	0	0	0	0	0	0	0
South	Nyabikenke	31	140	44	0	0	0	0	0	0	0	0	0	0	0	0	0	0	0	0	0	0	0	0
South	Nyanza	226	542	70	4	0	2	1	0	0	0	0	0	0	0	0	0	0	0	0	0	0	0	0
South	Remera Rukoma	97	309	36	4	0	0	0	0	0	0	0	0	0	0	0	0	0	0	0	0	0	0	0
South	Ruhango	84	268	8	9	0	1	0	0	0	0	5	0	0	0	0	0	0	0	0	0	0	0	0
West	Bushenge	103	221	41	2	0	0	0	0	0	0	5	0	0	0	0	0	0	0	0	0	0	0	0
West	Gihundwe	85	94	15	1	0	0	1	0	0	0	0	0	0	0	0	0	0	0	0	0	0	0	0
West	Gisenyi	243	341	52	20	0	0	0	0	0	0	0	0	0	0	0	0	0	0	0	0	0	0	0
West	Kabaya	61	146	11	16	0	0	0	0	0	0	0	0	0	0	0	0	0	0	0	0	0	0	0
West	Kibogora	60	111	90	4	0	0	0	0	0	0	0	0	1	0	0	0	0	0	1	0	0	0	0
West	Kibuye	82	152	19	15	0	0	0	0	0	0	0	0	0	0	0	0	0	0	0	0	0	0	0
West	Kirinda	25	162	12	2	0	1	0	0	0	0	0	0	0	0	0	0	0	0	0	0	0	0	0
West	Mibilizi	103	39	40	6	0	0	1	0	0	0	0	0	0	0	0	0	0	0	0	0	0	0	0
West	Mugonero	67	135	26	1	0	0	0	0	0	0	0	0	0	0	0	0	0	2	0	0	0	0	0
West	Muhororo	43	65	39	2	0	0	0	0	0	0	0	0	0	0	1	0	0	0	0	0	0	0	0
West	Murunda	275	446	198	5	0	0	0	0	0	0	0	0	0	0	0	0	0	0	0	0	0	0	0
West	Shyamba	160	560	8	3	0	0	0	0	0	0	0	0	0	0	0	0	0	0	0	0	0	0	0
Total		6110	11812	2905	240	2	14	103	0	0	0	81	0	6	0	14	0	0	11	1	0	0	0	0

Source : e-IDSR Weekly report : from 22nd to 28th August , 2022