



SUMMARY

I. COMPLETENESS AND TIMELINESS

- For Public Health Facilities:
Completeness: 97 % Timeliness: 94%
- For Privates Health Facilities:

o Number of health facilities submitted their reports : **108 HF**s
o Number of health facilities submitted their reports on time: **80 HF**s

II. Cases reported immediate & weekly at national level:

- **Malaria:** 2, 549 cases
- **Flu syndrome :** 11, 654 cases
- **Non-bloody Diarrhoea :** 6, 036 cases
- **Severe Pneumonia under five years:** 232 cases
- **Shigellosis:** 9 suspected cases
- **Varicella:** 139 cases
- **Food Poisoning:** 5 cases
- **Measles :** 3 suspected cases
- **Meningococcal Meningitis:** 2 suspected cases
- **Mumps:** 16 cases
- **Dog bites/ Rabies Exposure:** 12 cases
- **Typhoid Fever :** 1 suspected cases
- **Covid-19:** 26 cases

PUBLIC HEALTH SURVEILLANCE, & EMERGENCIES PREPAREDNESS & RESPONSE WEEKLY REPORT

Week 33 from 15th to 21st August , 2022



RWANDA
BIOMEDICAL
CENTER
A Healthy People. A Wealthy nation

PHS&EPR Division

Highlight of the week:

□ As of 21st August 2022 , a total of 132, 391 positive cases and 1, 466 deaths due to COVID-19 were reported. Response activities including vaccination are still ongoing ; a total of 9, 162, 736 people received at least one dose including 8, 910, 102 who received two doses and 5, 440, 331 who received three doses. **Cont'd p. 2**

III. Deaths due to diseases under surveillance

□ No death

□ Completeness and timeliness of reporting by catchment areas in public health facilities:

Province	Catchment area /Hospital	Expected reports	Completeness	Timeliness	Province	Catchment area /Hospital	Expected reports	Completeness	Timeliness
East	Gatunda	9	100	100	West	Mibilizi	12	100	100
East	Kibungo	17	100	100	West	Mugonero	7	100	100
East	Kiziguro	13	100	100	West	Muhororo	10	100	100
East	Ngarama	8	100	100	West	Murunda	19	100	100
East	Nyagatare	14	100	100	West	Shyira	17	100	100
East	Rwinkwavu	8	100	100	East	Kirehe	20	100	95
Kigali City	Muhima	4	100	100	East	Nyamata	17	94	94
Kigali City	Nyarugenge	9	100	100	South	Munini	17	94	94
North	Gatonde	7	100	100	South	Remera Rukoma	14	100	93
North	Kinshira	9	100	100	North	Rutongo	14	93	93
North	Ruhengeri	18	100	100	Kigali City	Masaka	12	92	92
South	Gakoma	6	100	100	South	Kaduha	10	100	90
South	Gitwe	9	100	100	East	Gahini	9	100	89
South	Kabagayi	13	100	100	North	Nemba	9	89	89
South	Kibilizi	11	100	100	East	Rwamagana	17	88	88
South	Kigeme	13	100	100	Kigali City	Kibagabaga	21	90	86
South	Nyanza	19	100	100	West	Kabaya	7	86	86
South	Ruhango	8	100	100	South	Kabutare	19	95	84
West	Bushenge	8	100	100	North	Byumba	27	89	81
West	Gihundwe	10	100	100	North	Ruli	10	90	80
West	Gisenyi	16	100	100	South	Nyabikenke	5	80	80
West	Kibogora	14	100	100	North	Butaro	20	100	70
West	Kibuye	13	100	100	Total		575	97	94
West	Kirinda	6	100	100					

Source : e-IDSR Weekly report from 15th to 21st August , 2022

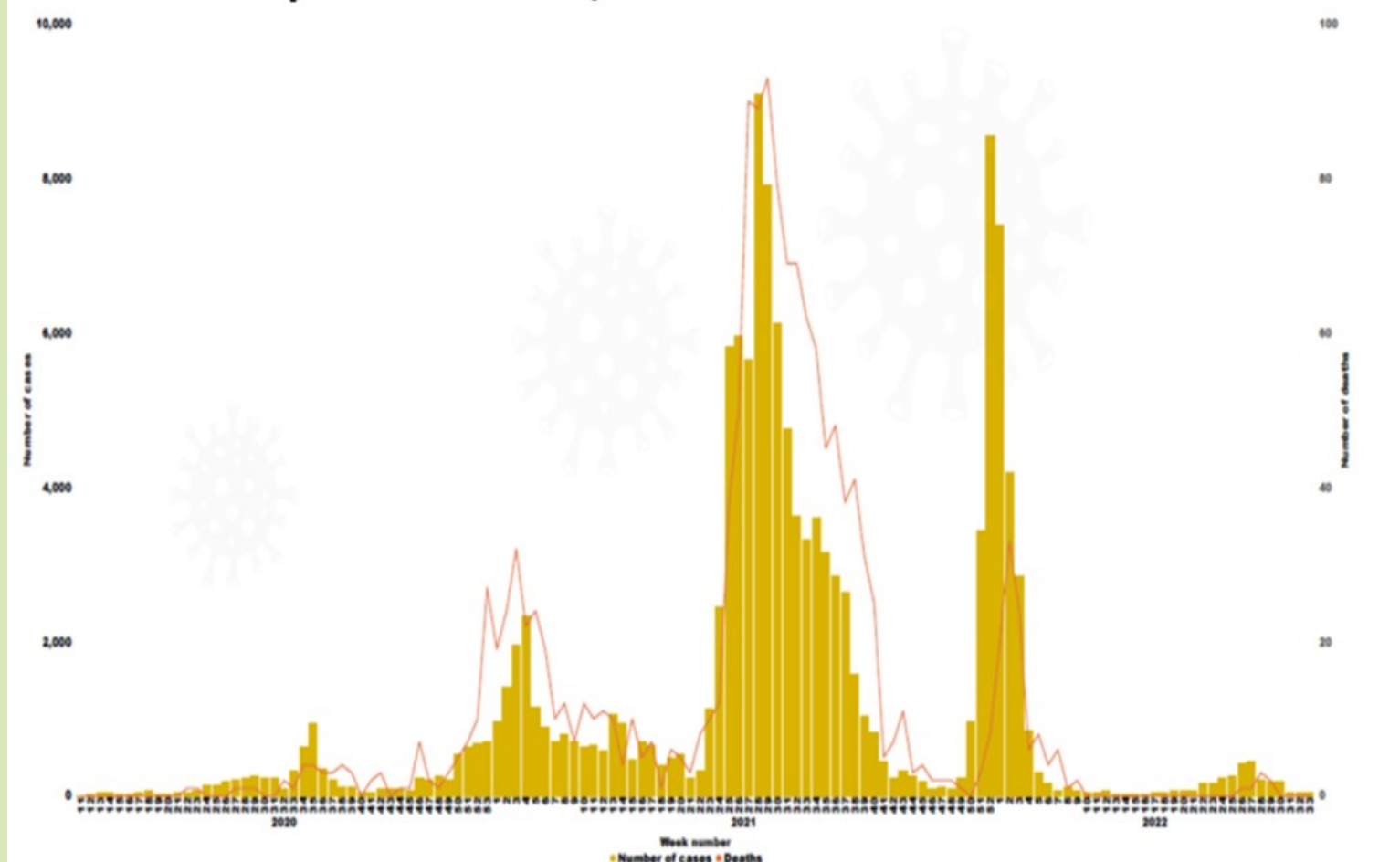
Editorial team: V. Ndagijimana, A. Kapiteni, C.V Ngirababyeyi, Dr J.L Benimana, Dr L. Ishema, Dr A.P. Karamage, F. Nizeyimana, I. Itanga, L. Ruyange, A. Kabeja, H. Balisanga, O. Nsekuye, I. Teta, S.Uwamahoro, D. Mugwaneza, Dr E. Ruseesa, M. Gashegu and Dr Edson Rwagasore
Dr. V. Mucunguzi

EPIDEMIC SURVEILLANCE AND RESPONSE WEEKLY REPORT

From P.1

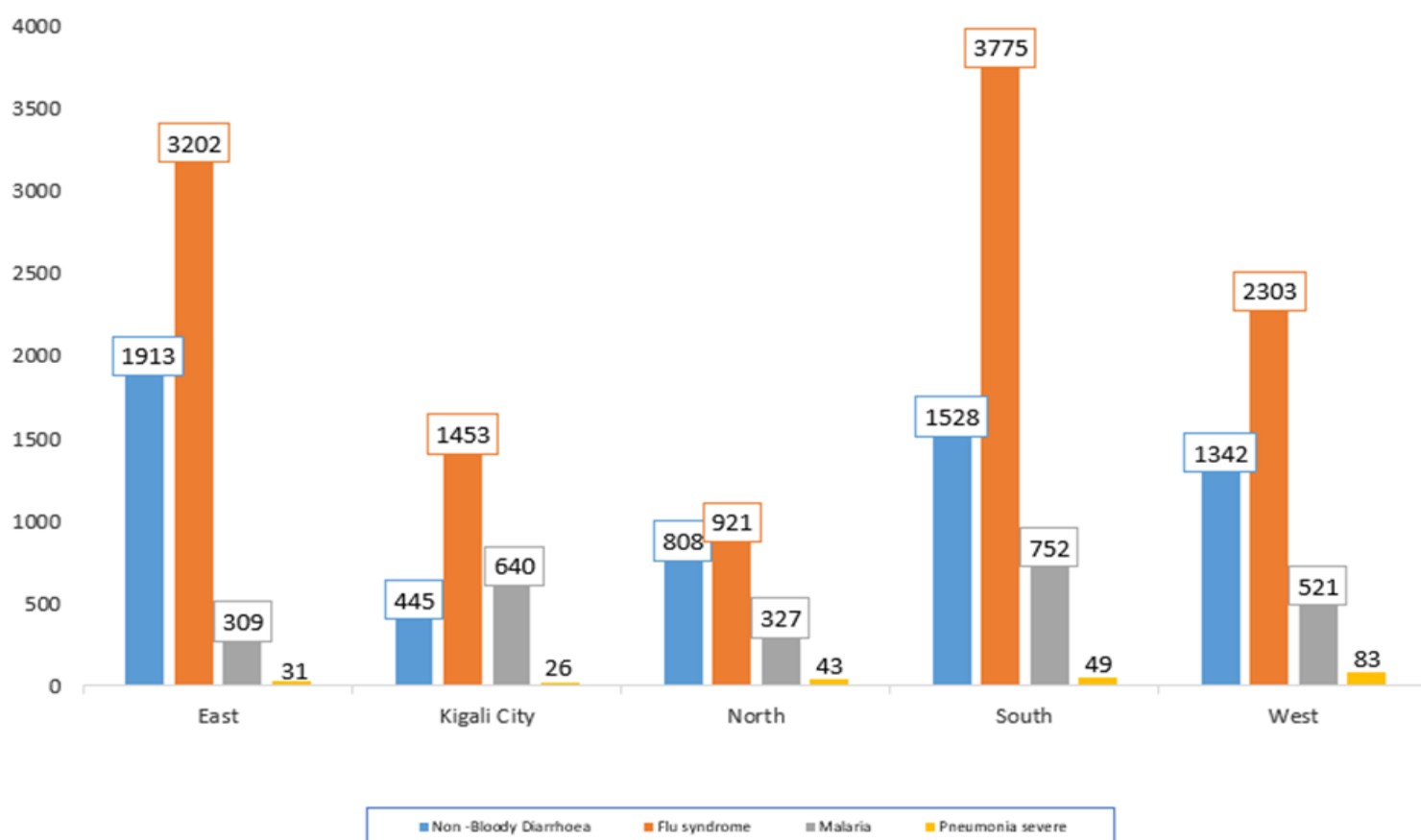
- Weekly trend in number of new cases and deaths since the declaration of the Covid-19 outbreak in Rwanda

Weekly trend of Covid-19 new cases and deaths in Rwanda



Summary of weekly reportable diseases cases by Province

Weekly reportable diseases cases by Province



Source : e-IDSr Weekly report from 15th to 21st August , 2022

Worldwide COVID-19 situation in Number by WHO regions as of 21st August, 2022

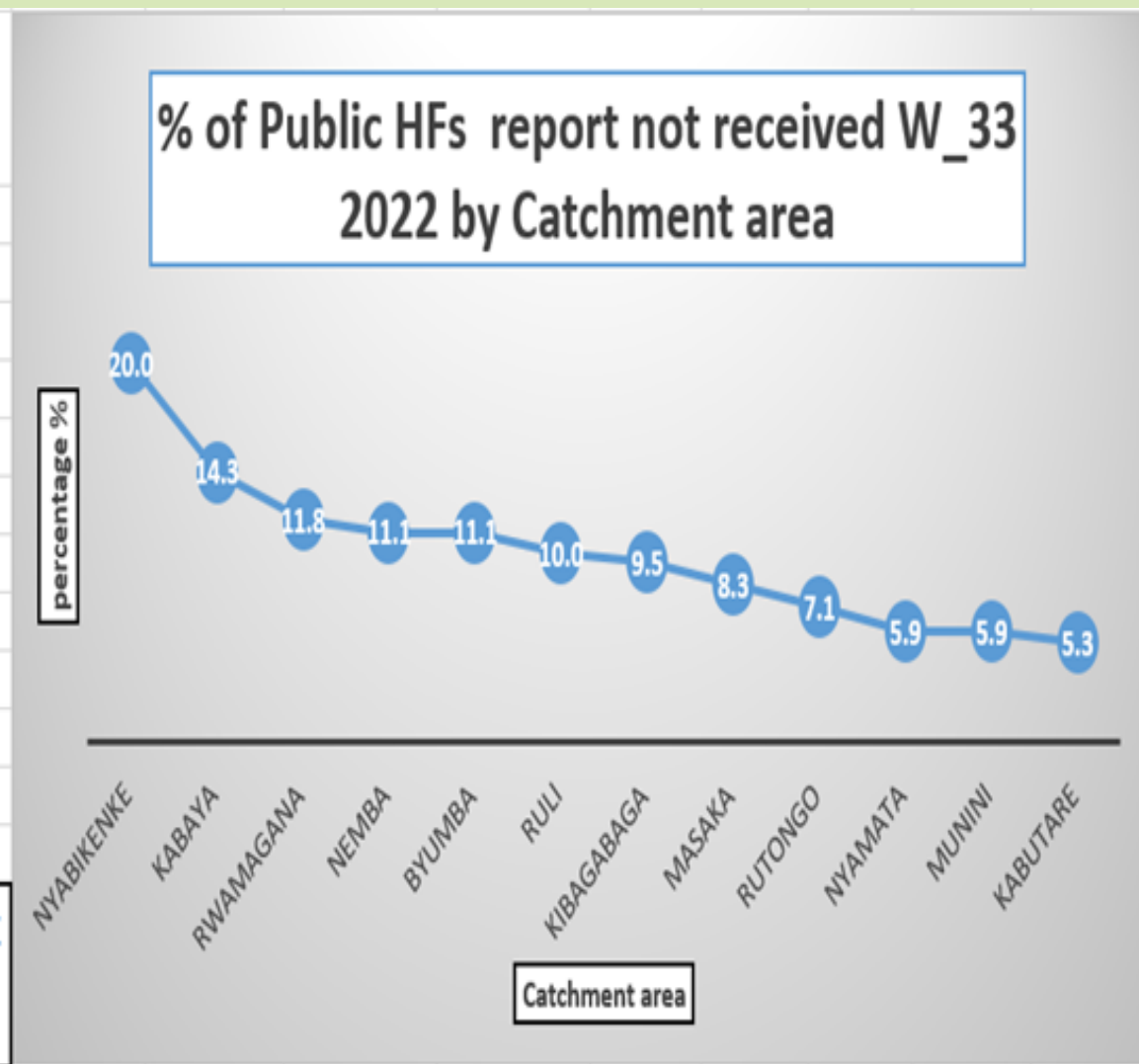
Region	Number of cases	Number of deaths
Americas	174, 395, 054	2, 808, 962
Europe	246, 166, 703	2, 069, 166
South East Asia	59, 846, 866	794, 597
Eastern Mediterranean	22, 913, 131	346, 894
Africa	9, 269, 272	174, 235
Western Pacific	80, 644, 476	254, 637
Others	764	13
Total	593, 236, 266	6, 448, 504

Source : WHO Weekly epidemiological update

□ Percentage of Public Health Facilities report not received by Catchment area

Province	Catchment area /Hospital	Expected reports	Report received %	Report not received %
South	Nyabikenke	5	80.0	20.0
West	Kabaya	7	85.7	14.3
East	Rwamagana	17	88.2	11.8
North	Nemba	9	88.9	11.1
North	Byumba	27	88.9	11.1
North	Ruli	10	90.0	10.0
Kigali City	Kibagabaga	21	90.5	9.5
Kigali City	Masaka	12	91.7	8.3
North	Rutongo	14	92.9	7.1
East	Nyamata	17	94.1	5.9
South	Munini	17	94.1	5.9
South	Kabutare	19	94.7	5.3

Descending order percentage of Public HFs report not received week 33 , 2022 by Catchment area.



Source : e-IDSR Weekly report from 15th to 21st August , 2022

EPIDEMIC SURVEILLANCE AND RESPONSE WEEKLY REPORT

□ Summary of IDSR priority diseases cases notified by catchment area during week 33/2022

Province	Catchment area /Hospital	Non -Bloody Diarrhoea	Flu syndrome	Malaria	Pneumonia severe	Acute Flaccid Paralysis	Shigellosis	Varicella	Cholera	Diphtheria	Epidemic Typhus	Food Poisoning	Haemorrhagic fever	Measles	Meningococcal Meningitis	Mumps	Neonatal tetanus	Plague	Rabies	Rubella	Typhoid Fever	Viral Conjunctivitis	Whooping Cough	Yellow Fever
East	Gahini	162	177	12	0	0	0	0	0	0	0	0	0	0	0	0	0	0	0	0	0	0	0	0
East	Gatunda	76	1	1	2	0	0	0	0	0	0	0	0	0	0	0	0	0	0	0	0	0	0	0
East	Kibungo	244	30	14	8	0	0	10	0	0	0	0	0	0	1	0	0	0	0	0	0	0	0	0
East	Kirehe	368	698	65	4	0	0	113	0	0	0	0	0	0	0	0	0	0	0	0	0	0	0	0
East	Kiziguro	317	541	24	4	0	0	0	0	0	0	0	0	0	0	0	0	0	0	0	0	0	0	0
East	Ngarara	147	172	5	0	0	0	0	0	0	0	0	0	0	1	0	0	0	0	0	1	0	0	0
East	Nyagatare	137	156	69	8	0	0	0	0	0	0	0	0	0	0	0	0	0	8	0	0	0	0	0
East	Nyamata	164	576	90	3	0	0	0	0	0	0	0	0	0	0	0	0	0	0	0	0	0	0	0
East	Rwamagana	178	677	19	1	0	0	0	0	0	0	0	0	0	0	0	0	1	0	0	0	0	0	0
East	Rwinkwavu	120	174	10	1	0	0	0	0	0	0	0	0	0	0	0	0	0	0	0	0	0	0	0
Kigali City	Kibagabaga	197	631	367	10	0	0	1	0	0	0	0	0	0	0	0	0	0	0	0	0	0	0	0
Kigali City	Masaka	127	311	101	5	0	0	0	0	0	0	0	0	0	0	0	0	0	0	0	0	0	0	0
Kigali City	Muhima	69	219	72	4	0	0	1	0	0	0	0	0	0	0	0	0	0	0	0	0	0	0	0
Kigali City	Nyarugenge	52	292	100	7	0	0	1	0	0	0	0	0	0	0	0	0	0	0	0	0	0	0	0
North	Butaro	168	100	31	12	0	0	3	0	0	0	0	0	0	0	13	0	0	0	0	0	0	0	0
North	Byumba	190	289	98	13	0	0	0	0	0	0	0	0	0	0	0	0	0	0	0	0	0	0	0
North	Gatonde	34	1	11	2	0	0	0	0	0	0	0	0	0	0	0	0	0	0	0	0	0	0	0
North	Kinshira	72	14	6	3	0	1	0	0	0	0	0	0	0	0	0	0	0	0	0	0	0	0	0
North	Nemba	36	1	32	1	0	0	0	0	0	0	0	0	0	0	0	0	0	0	0	0	0	0	0
North	Ruhengeri	170	272	31	3	0	0	0	0	0	0	0	0	0	0	0	0	0	0	0	0	0	0	0
North	Ruli	33	41	40	2	0	0	0	0	0	0	0	0	0	0	0	0	0	0	0	0	0	0	0
North	Rutongo	105	203	78	7	0	0	0	0	0	0	0	0	0	0	0	0	0	0	0	0	0	0	0
South	Gakoma	99	30	31	9	0	0	3	0	0	0	0	0	0	0	0	0	0	0	0	0	0	0	0
South	Gitwe	68	85	2	1	0	0	0	0	0	0	0	0	0	0	0	0	0	0	0	0	0	0	0
South	Kabagyi	214	302	14	4	0	0	0	0	0	0	0	0	0	0	1	0	0	2	0	0	0	0	0
South	Kabutare	194	661	28	4	0	1	0	0	0	0	0	0	0	0	0	0	0	0	0	0	0	0	0
South	Kaduha	94	157	49	1	0	0	0	0	0	0	0	0	0	0	0	0	0	0	0	0	0	0	0
South	Kibilizi	181	432	313	0	0	0	0	0	0	0	0	0	0	0	0	0	0	0	0	0	0	0	0
South	Kigeme	97	284	68	5	0	0	1	0	0	0	0	0	0	0	1	0	0	0	0	0	0	0	0
South	Murini	181	353	148	7	0	0	0	0	0	0	0	0	2	0	0	0	0	0	0	0	0	0	0
South	Nyabikenke	18	119	24	3	0	0	0	0	0	0	0	0	0	0	0	0	0	0	0	0	0	0	0
South	Nyanza	220	543	50	5	0	2	0	0	0	0	2	0	0	0	0	0	0	0	0	0	0	0	0
South	Remera Rukoma	82	349	17	1	0	0	0	0	0	0	0	0	0	0	0	0	0	0	0	0	0	0	0
South	Ruhango	80	460	8	9	0	2	0	0	0	0	0	0	1	0	0	0	0	0	0	0	0	0	0
West	Bushenge	83	201	34	3	0	0	0	0	0	0	0	0	0	0	0	0	0	0	0	0	0	0	0
West	Gihundwe	54	72	15	2	0	1	0	0	0	0	0	0	0	0	0	0	0	0	0	0	0	0	0
West	Gisemi	277	385	50	13	0	0	2	0	0	0	3	0	0	0	1	0	0	0	0	0	0	0	0
West	Kabaya	55	142	14	22	0	0	0	0	0	0	0	0	0	0	0	0	0	0	0	0	0	0	0
West	Kibogora	50	86	89	7	0	0	0	0	0	0	0	0	0	0	0	0	0	0	0	0	0	0	0
West	Kibuye	131	143	32	14	0	0	0	0	0	0	0	0	0	0	0	0	1	0	0	0	0	0	0
West	Kirinda	51	139	9	2	0	0	0	0	0	0	0	0	0	0	0	0	0	0	0	0	0	0	0
West	Mibilizi	136	58	49	5	0	0	4	0	0	0	0	0	0	0	0	0	0	0	0	0	0	0	0
West	Mugonero	52	90	21	4	0	2	0	0	0	0	0	0	0	0	0	0	0	0	0	0	0	0	0
West	Muhororo	58	71	31	1	0	0	0	0	0	0	0	0	0	0	0	0	0	0	0	0	0	0	0
West	Murunda	233	323	165	6	0	0	0	0	0	0	0	0	0	0	0	0	0	0	0	0	0	0	0
West	Shyira	162	593	12	4	0	0	0	0	0	0	0	0	0	0	0	0	0	0	0	0	0	0	0
Total		6036	11654	2549	232	0	9	139	0	0	0	5	0	3	2	16	0	0	12	0	1	0	0	0

Source : e-IDSR Weekly report from 15th to 21st August , 2022