



SUMMARY

I. COMPLETENESS AND TIMELINESS

- For Public Health Facilities:
Completeness: 96 % Timeliness: 86 %
- For Private Health Facilities:

o Number of health facilities submitted their reports : 111 HF's
o Number of health facilities submitted their reports on time: 80 HF's

II. Cases reported immediate & weekly at national level:

- Malaria: 2, 574 cases
- Flu syndrome : 11, 537 cases
- Non-bloody Diarrhoea : 5, 886 cases
- Severe Pneumonia under five years: 247 cases
- Shigellosis: 8 suspected cases
- Varicella: 112 cases
- Food Poisoning: 44 cases
- Measles : 4 suspected cases
- Mumps: 6 cases
- Dog bites/ Rabies Exposure: 18 cases
- Rubella: 1 suspected cases
- Covid-19: 26 cases

PUBLIC HEALTH SURVEILLANCE, & EMERGENCIES PREPAREDNESS & RESPONSE WEEKLY REPORT

Week 32 from 8th to 14th August , 2022



RWANDA
BIOMEDICAL
CENTER

A Healthy People. A Wealthy nation

PHS&EPR Division

Highlight of the week:

□ As of 7th August 2022, a total of 132, 352 positive cases and 1, 466 deaths due to COVID-19 were reported. Response activities including vaccination are still ongoing ; a total of 9, 158, 928 people received at least one dose including 8, 900, 742 who received two doses and 5, 391, 772 who received three doses. **Cont'd p. 2**

III. Deaths due to diseases under surveillance

- Malaria: 1 death
- Severe Pneumonia under five years: 2 deaths

□ Completeness and timeliness of reporting by catchment areas in public health facilities:

Province	Catchment area /Hospital	Expected reports	Completeness	Timeliness		Province	Catchment area /Hospital	Expected reports	Completeness	Timeliness
East	Gatunda	9	100	100		North	Kinshira	9	100	89
East	Kibungo	17	100	100		East	Rwinkwavu	8	100	88
East	Ngarara	8	100	100		North	Gatonde	7	100	86
Kigali City	Muhima	4	100	100		South	Gakoma	6	100	83
Kigali City	Nyarugenge	9	100	100		South	Nyanza	19	95	83
North	Ruhengeri	18	100	100		South	Kibilizi	11	100	82
South	Kabagyi	13	100	100		East	Nyamata	17	94	81
South	Nyabikenke	5	100	100		East	Rwamagana	17	88	80
South	Remera Rukoma	14	100	100		South	Munini	17	88	80
West	Bushenge	8	100	100		East	Nyagatare	14	100	79
West	Gihundwe	10	100	100		North	Nemba	9	100	78
West	Gisenyi	16	100	100		South	Gitwe	9	100	78
West	Kabaya	7	100	100		East	Kirehe	20	90	78
West	Kibogora	14	100	100		North	Byumba	27	96	77
West	Kirinda	6	100	100		West	Mibilizi	12	100	75
West	Mugonero	7	100	100		Kigali City	Kibagabaga	21	90	74
West	Murunda	19	100	100		West	Muhororo	10	100	70
East	Kiziguro	13	100	92		East	Gahini	9	100	67
Kigali City	Masaka	12	100	92		North	Butaro	20	90	67
North	Ruli	10	100	90		South	Kaduha	10	90	56
South	Ruhango	8	100	88		South	Kabutare	19	95	39
West	Shyira	17	100	94		South	Kigeme	13	77	30
North	Rutongo	14	100	93		Total		295	96	86
West	Kibuye	13	100	92						

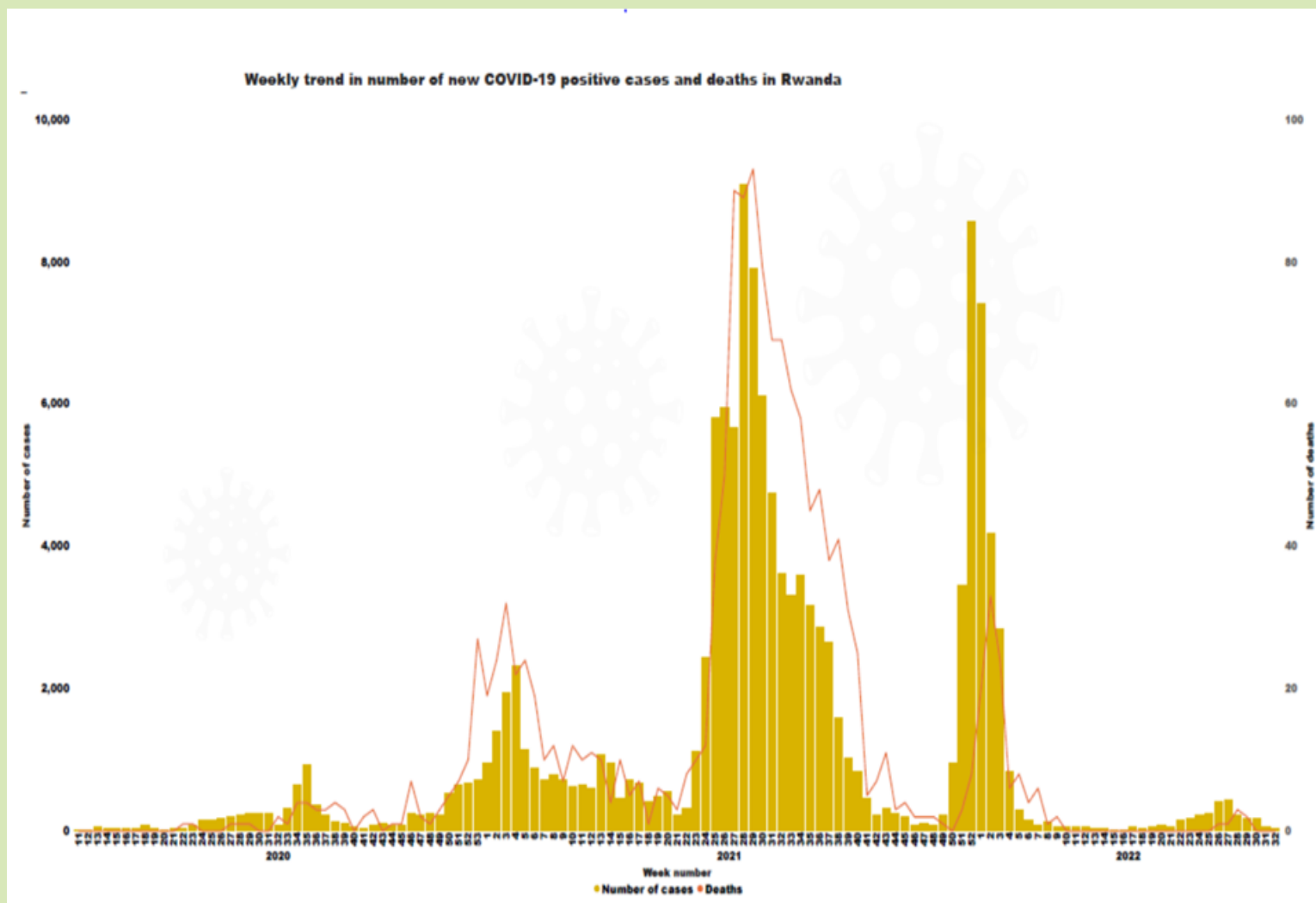
Source : e-IDSR Weekly report from 8th to 14th August , 2022

Editorial team: V. Ndagijimana, A. Kapiteni, C.V Ngirababyeyi, Dr J.L Benimana, Dr L. Ishema, Dr A.P. Karamage, F. Nizeyimana, I. Itanga, L. Ruyange, A. Kabaja, H. Balisanga, O. Nsekuye, I. Teta, S. Uwamahoro, D. Mugwaneza, Dr E. Ruseesa, M. Gashegu and Dr Edson Rwagasore
Dr. V. Mucunguzi

EPIDEMIC SURVEILLANCE AND RESPONSE WEEKLY REPORT

From P.1

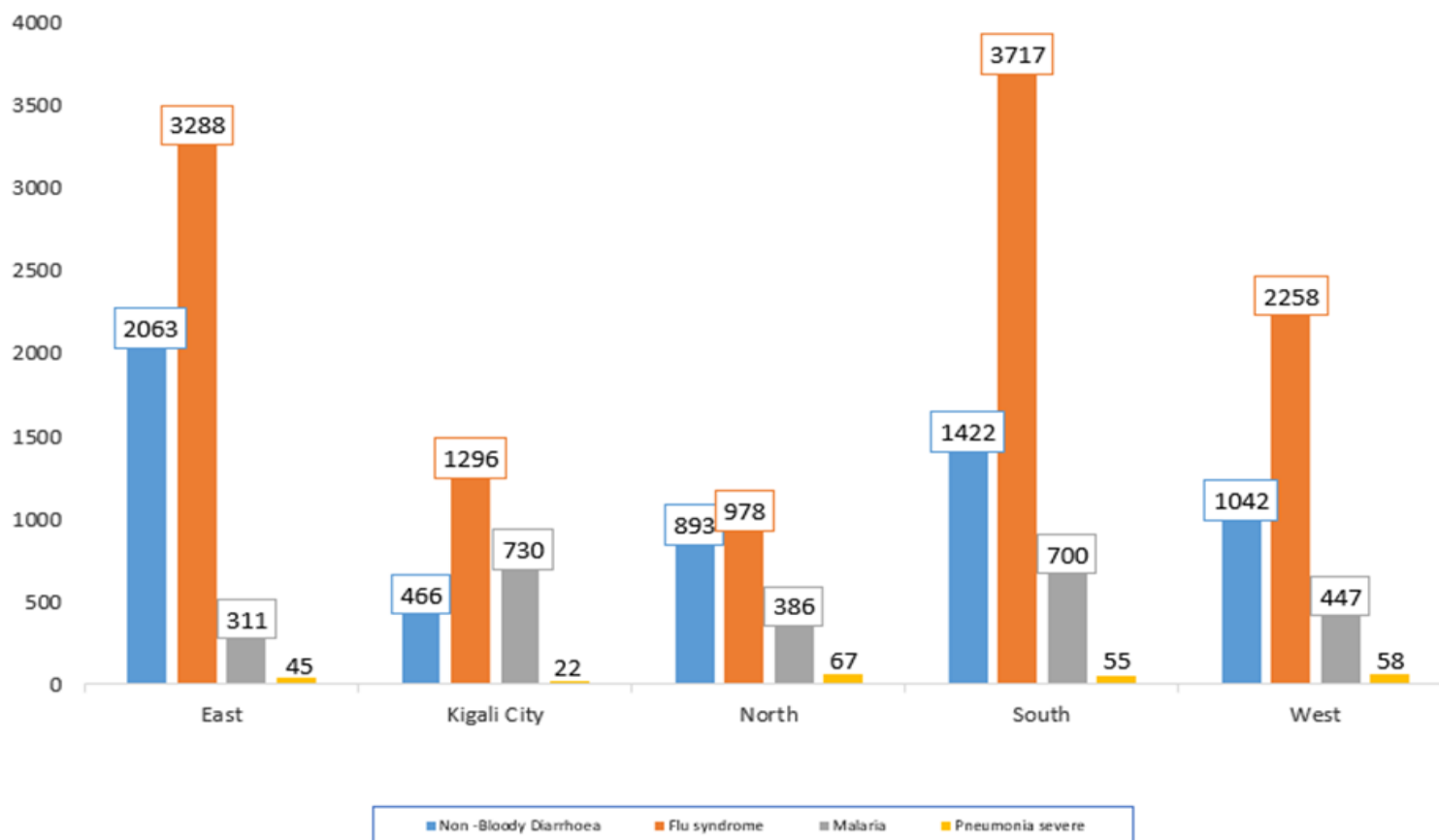
- Weekly trend in number of new cases and deaths since the declaration of the Covid-19 outbreak in Rwanda



Graph 2: Weekly trend of COVID-19 positive cases and deaths

Summary of weekly reportable diseases cases by Province

Weekly reportable diseases cases by Province



Source : e-IDSR Weekly report from 8th to 14th August, 2022

Worldwide COVID-19 situation in Number by WHO regions as of 14th August , 2022

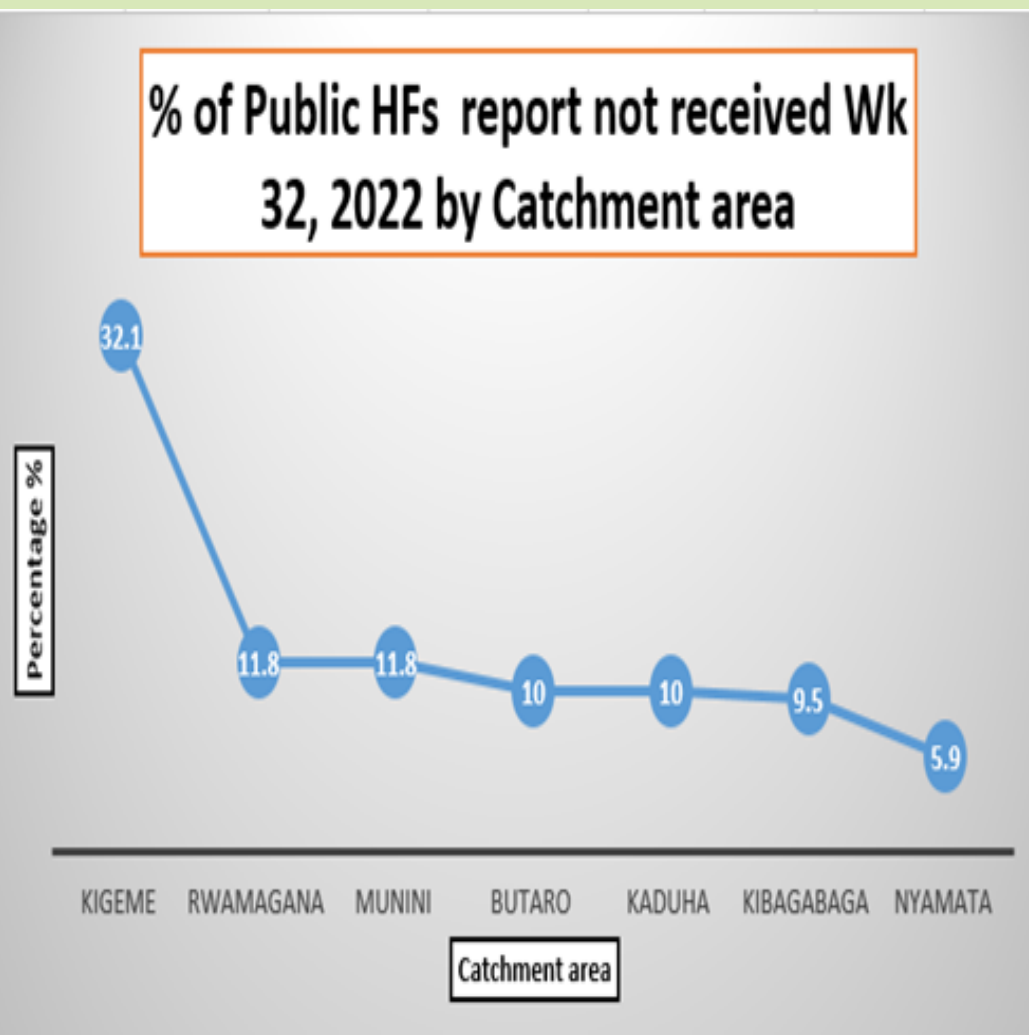
Region	Number of cases	Number of deaths
Americas	173, 361, 614	2, 803, 004
Europe	244, 507, 196	2, 062 ,695
South East Asia	59, 709, 418	793, 911
Eastern Mediterranean	22, 837, 954	346, 268
Africa	9, 252, 860	174, 123
Western Pacific	77, 847, 591	251, 213
Others	764	13
Total	587, 517, 397	6, 431, 227

Source : WHO Weekly epidemiological update

Public Health Facilities report not received by catchment area

Province	Catchment area /Hospital	Expected reports	Report received %	Report not received %
South	Kigeme	13	76.9	23.1
East	Rwamagana	17	88.2	11.8
South	Munini	17	88.2	11.8
North	Butaro	20	90.0	10.0
South	Kaduha	10	90.0	10.0
Kigali City	Kibagabaga	21	90.5	9.5
East	Nyamata	17	94.1	5.9
South	Kabutare	19	94.7	5.3
North	Byumba	27	96.3	3.7

Descending order percentage of Public HF's report not received W_ 32 , 2022 by Catchment area.



Source : e-IDSr Weekly report from 8th to 14th August , 2022

EPIDEMIC SURVEILLANCE AND RESPONSE WEEKLY REPORT

□ Summary of IDSR priority diseases cases notified by catchment area during week 32/2022

Province	Catchment area /Hospital	Non-Bloody Diarrhoea	Flu syndrome	Malaria	Pneumonia severe	Acute Flaccid Paralysis	Shigellosis	Varicella	Cholera	Diphtheria	Epidemic Typhus	Food Poisoning	Haemorrhagic fever	Measles	Meningococcal Meningitis	Mumps	Neonatal tetanus	Plague	Rabies	Rubella	Typhoid Fever	Viral Conjunctivitis	Whooping Cough	Yellow Fever
East	Gahini	176	177	5	0	0	0	0	0	0	0	0	0	0	0	0	0	0	0	0	0	0	0	0
East	Gatunda	77	1	2	1	0	0	0	0	0	0	0	0	0	0	0	0	0	0	0	0	0	0	0
East	Kibungo	253	63	18	8	0	0	0	0	0	0	0	0	0	0	0	0	0	0	0	0	0	0	0
East	Kirehe	442	686	77	7	0	1	101	0	0	0	0	0	0	0	0	0	0	0	0	0	0	0	0
East	Kiziguro	326	656	13	4	0	0	0	0	0	0	0	0	0	0	0	0	0	0	0	0	0	0	0
East	Ngarana	193	222	3	1	0	0	0	0	0	0	0	0	0	0	0	0	0	0	0	0	0	0	0
East	Nyagatare	105	125	87	15	0	0	0	0	0	0	0	0	0	0	0	0	0	7	0	0	0	0	0
East	Nyamata	147	512	89	3	0	0	0	0	0	0	0	0	0	0	0	0	0	0	0	0	0	0	0
East	Rwamagana	220	695	12	1	0	0	0	0	0	0	0	0	1	0	0	0	0	0	0	0	0	0	0
East	Rwinkwavu	124	151	5	5	0	0	0	0	0	0	0	0	0	0	0	0	0	0	0	0	0	0	0
Kigali City	Kibagabaga	269	595	521	7	0	0	3	0	0	0	1	0	0	0	1	0	0	0	0	0	0	0	0
Kigali City	Masaka	82	300	71	6	0	0	0	0	0	0	0	0	0	0	0	0	0	0	0	0	0	0	0
Kigali City	Muhima	70	164	63	5	0	0	0	0	0	0	0	0	0	0	0	0	0	0	0	0	0	0	0
Kigali City	Nyarugenge	45	237	75	4	0	1	2	0	0	0	0	0	0	0	0	0	0	0	0	0	0	0	0
North	Butaro	227	101	36	16	0	0	4	0	0	0	0	0	0	0	3	0	0	0	0	0	0	0	0
North	Bvumba	227	330	99	24	0	0	1	0	0	0	24	0	0	0	1	0	0	0	0	0	0	0	0
North	Gatonde	38	6	9	2	0	0	0	0	0	0	0	0	0	0	0	0	0	0	0	0	0	0	0
North	Kirihira	56	13	6	5	0	0	0	0	0	0	0	0	0	0	0	0	0	0	0	0	0	0	0
North	Nemba	43	1	20	0	0	0	0	0	0	0	0	0	0	0	0	0	0	0	0	0	0	0	0
North	Ruhengeri	169	300	44	2	0	1	0	0	0	0	0	0	0	0	0	0	0	0	0	0	0	0	0
North	Ruli	39	13	58	2	0	0	0	0	0	0	0	0	0	0	0	0	0	0	0	0	0	0	0
North	Rutongo	94	214	114	16	0	0	0	0	0	0	0	0	0	0	0	0	0	0	0	0	0	0	0
South	Gakoma	74	33	32	1	0	0	0	0	0	0	0	0	0	0	0	0	0	0	0	0	0	0	0
South	Gitwe	38	75	7	1	0	0	0	0	0	0	0	0	0	0	0	0	0	0	0	0	0	0	0
South	Kabgavi	170	323	10	4	0	1	0	0	0	0	0	0	0	0	1	0	0	0	0	0	0	0	0
South	Kabutare	209	554	22	3	0	0	0	0	0	0	0	0	0	0	0	0	0	3	0	0	0	0	0
South	Kaduha	67	184	48	7	0	0	0	0	0	0	0	0	0	0	0	0	0	0	0	0	0	0	0
South	Kibilizi	214	514	220	1	0	2	0	0	0	0	0	0	0	0	0	0	0	0	0	0	0	0	0
South	Kigeme	103	276	60	17	0	0	0	0	0	0	0	0	0	0	0	0	0	0	0	0	0	0	0
South	Murini	126	299	135	5	0	0	0	0	0	0	0	0	0	0	0	0	0	0	0	0	0	0	0
South	Nyabikenke	26	168	53	0	0	0	0	0	0	0	0	0	0	0	0	0	0	0	0	0	0	0	0
South	Nyanza	243	677	74	6	0	2	0	0	0	0	19	0	0	0	0	0	0	0	0	0	0	0	0
South	Remera Rukoma	81	306	32	1	0	0	0	0	0	0	0	0	0	0	0	0	0	0	0	0	0	0	0
South	Ruhango	71	308	7	9	0	0	0	0	0	0	0	0	2	0	0	0	0	0	0	0	0	0	0
West	Bushenge	28	29	15	0	0	0	0	0	0	0	0	0	0	0	0	0	0	0	0	0	0	0	0
West	Gihundwe	59	91	18	2	0	0	0	0	0	0	0	0	0	0	0	0	0	0	1	0	0	0	0
West	Gisurvi	207	429	64	13	0	0	0	0	0	0	0	0	0	0	0	0	0	0	0	0	0	0	0
West	Kabava	59	168	18	11	0	0	0	0	0	0	0	0	0	0	0	0	0	0	0	0	0	0	0
West	Kibogora	59	107	81	5	0	0	0	0	0	0	0	0	0	0	0	0	0	5	0	0	0	0	0
West	Kibuye	102	177	26	4	0	0	0	0	0	0	0	0	0	0	0	0	0	0	0	0	0	0	0
West	Kirinda	28	141	8	3	0	0	0	0	0	0	0	0	0	0	0	0	0	0	0	0	0	0	0
West	Mibilizi	76	41	22	6	0	0	1	0	0	0	0	0	0	0	0	0	1	0	0	0	0	0	0
West	Mugorero	52	129	12	4	0	0	0	0	0	0	0	0	0	0	0	0	2	0	0	0	0	0	0
West	Muhororo	48	96	36	2	0	0	0	0	0	0	0	0	0	0	0	0	0	0	0	0	0	0	0
West	Murunda	203	365	136	4	0	0	0	0	0	0	0	0	0	0	0	0	0	0	0	0	0	0	0
West	Shirira	121	485	11	4	0	0	0	0	0	0	0	0	1	0	0	0	0	0	0	0	0	0	0
Total		5886	11537	2574	247	0	8	112	0	0	0	44	0	4	0	6	0	0	18	1	0	0	0	0

Source : e-IDSR Weekly report from 8th to 14th August , 2022