



SUMMARY

I. COMPLETENESS AND TIMELINESS

• **For Public Health Facilities:**
Completeness: 98 % Timeliness: 93 %

• **For Privates Health Facilities:**

o Number of health facilities submitted their reports : **108 HF's**

o Number of health facilities submitted their reports on time: **80 HF's**

II. Cases reported immediate & weekly at national level:

- **Malaria:** 2, 257 Cases
- **Flu syndrome :** 10, 979 Cases
- **Non-bloody Diarrhoea :** 5, 626 Cases
- **Severe Pneumonia under five years:** 237 Cases
- **Acute Flaccid Paralysis:** One Suspected Cases
- **Shigellosis:** 13 Suspected Cases
- **Varicella:** 78 Cases
- **Food Poisoning:** 159 Cases
- **Measles :** 2 Suspected Cases
- **Mumps:** 36 cases
- **Dog bites/ Rabies Exposure:** 19 Cases
- **Rubella:** One Suspected Cases
- **Typhoid Fever :** 5 Suspected Cases
- **Covid-19:** 49 Cases

PUBLIC HEALTH SURVEILLANCE, & EMERGENCIES PREPAREDNESS & RESPONSE WEEKLY REPORT

Week 31 from 1st to 7th August , 2022



RWANDA

BIOMEDICAL

CENTER

A Healthy People. A Wealthy nation

PHS&EPR Division

Highlight of the week:

□ As of 7th August 2022 , a total of 132, 326 positive cases and 1, 466 deaths due to COVID-19 were reported. Response activities including vaccination are still ongoing ; a total of 9, 154, 478 people received at least one dose including 8, 885, 565 who received two doses and 5, 330, 285 who received three doses. **Cont'd on P. 2**

III. Deaths due to diseases under surveillance

□ **Malaria:** One death

□ **Severe Pneumonia in children under five years:** One death

□ **Completeness and timeliness of reporting by catchment areas in public health facilities:**

Province	Catchment area /Hospital	Expected reports	Completeness	Time liness		Province	Catchment area /Hospital	Expected reports	Completeness	Time liness
East	Gatunda	9	100	100		West	Kibogora	14	100	100
East	Kibungo	17	100	100		West	Kirinda	6	100	100
East	Kirehe	20	100	100		West	Mibilizi	12	100	100
East	Kiziguro	13	100	100		West	Mugonero	7	100	100
East	Ngarama	8	100	100		North	Butaro	20	100	95
East	Rwamagana	17	100	100		West	Murunda	19	100	95
East	Rwinkwavu	8	100	100		South	Munini	17	100	94
Kigali City	Muhima	4	100	100		West	Shyira	17	100	94
Kigali City	Nyarugenge	9	100	100		East	Nyagatare	14	100	93
North	Gatonde	7	100	100		West	Kibuye	13	100	92
North	Kinshira	9	100	100		South	Kigeme	13	92	92
North	Ruhengeri	18	100	100		Kigali City	Masaka	12	92	92
North	Rutongo	14	100	100		East	Gahini	9	100	89
South	Gitwe	9	100	100		North	Nemba	9	100	89
South	Kabagayi	13	100	100		East	Nyamata	17	88	88
South	Kaduha	10	100	100		South	Ruhango	8	100	88
South	Kibizi	11	100	100		North	Ruli	10	100	80
South	Nyabikenke	5	100	100		North	Byumba	27	93	74
South	Nyanza	19	100	100		South	Kabutare	19	95	74
South	Remera Rukoma	14	100	100		Kigali City	Kibagabaga	21	86	71
West	Bushenge	8	100	100		West	Muhororo	10	100	70
West	Gihundwe	10	100	100		South	Gakoma	6	83	67
West	Gisenvi	16	100	100			Total	575	98	93
West	Kabaya	7	100	100						

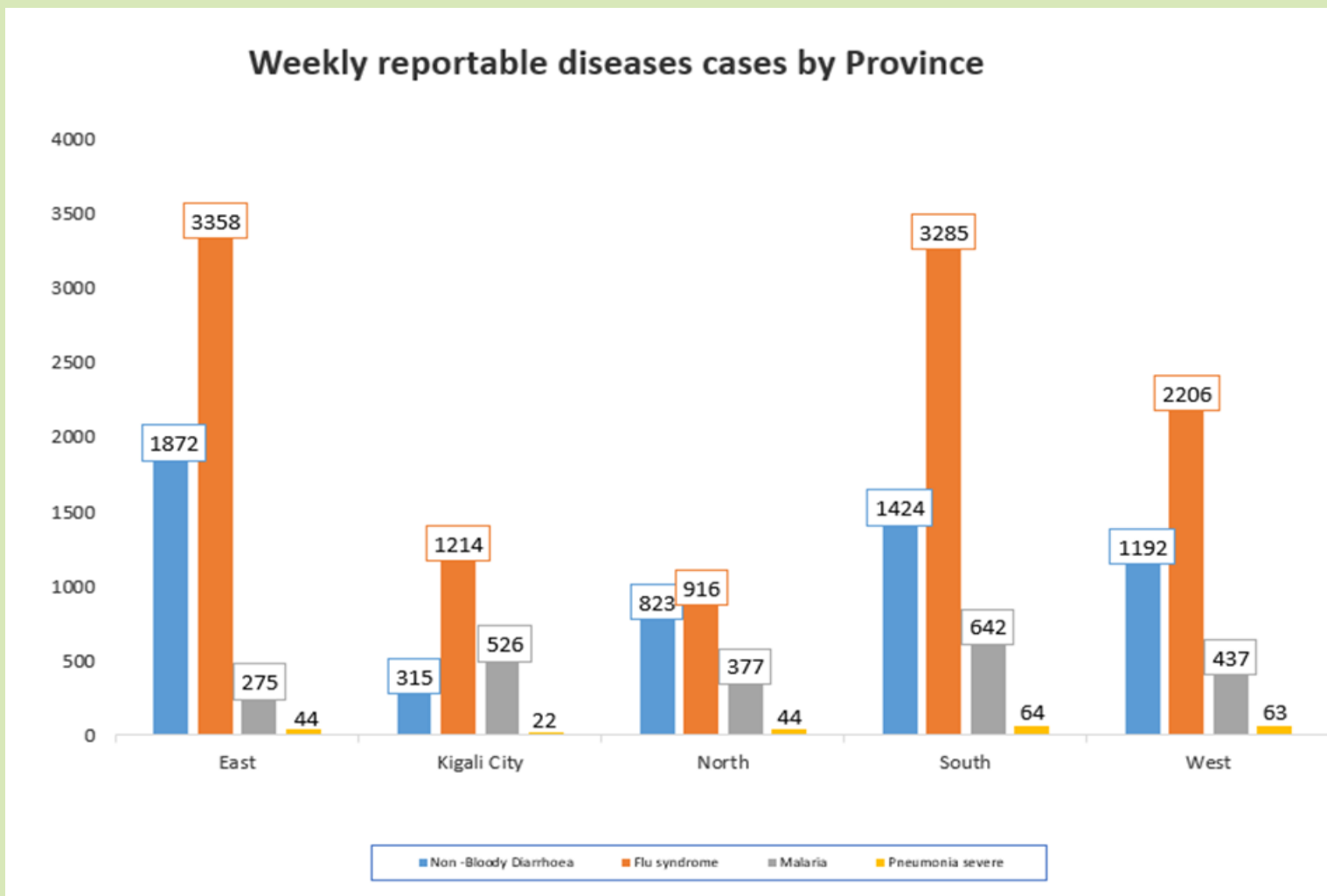
Source : e-IDSR Weekly report from 1st to 7th August , 2022

Editorial team: V. Ndagijimana, A. Kapiteni, C.V Ngirababyeyi, Dr J.L Benimana, Dr L. Ishema, Dr A.P. Karamage, F. Nizeyimana, I. Itanga, L. Ruyange, A. Kabeja, H. Balisanga, O. Nsekuye, I. Teta, S.Uwamahoro, D. Mugwaneza, Dr E. Ruseesa, M. Gashegu Dr. V. Mucunguzi and Dr Edson Rwagasore

EPIDEMIC SURVEILLANCE AND RESPONSE WEEKLY REPORT

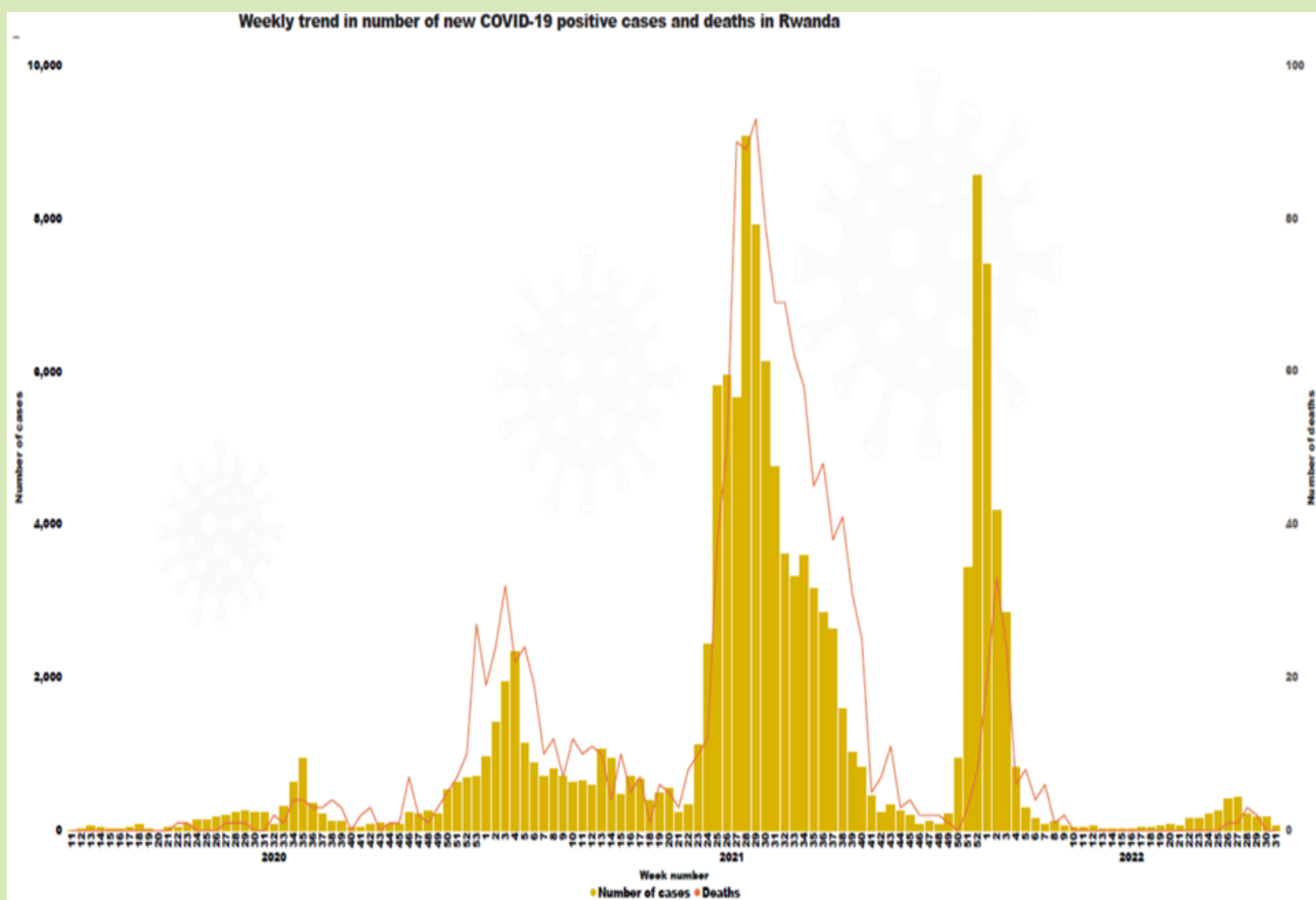
From P.1

Summary of Weekly reportable diseases Cases by Province



Source : e-IDSR Weekly report from 1st to 7th August , 2022

- ☐ Weekly trend in number of new cases and deaths since the declaration of the Covid-19 outbreak in Rwanda



Graph 2: Weekly trend in number of COVID-19 positive cases and deaths in Rwanda

- ☐ Worldwide COVID19 situation in Number by WHO regions as of 7th July, 2021

Region	Number of cases	Number of deaths
Americas	172, 129, 558	2, 796, 241
Europe	243, 079, 753	2, 056, 264
South East Asia	59, 543, 036	793, 137
Eastern Mediterranean	22, 751, 726	345, 660
Africa	9, 230, 865	174, 079
Western Pacific	75, 095, 910	248, 029
Others	764	13
Total	581, 831, 612	6, 413, 423

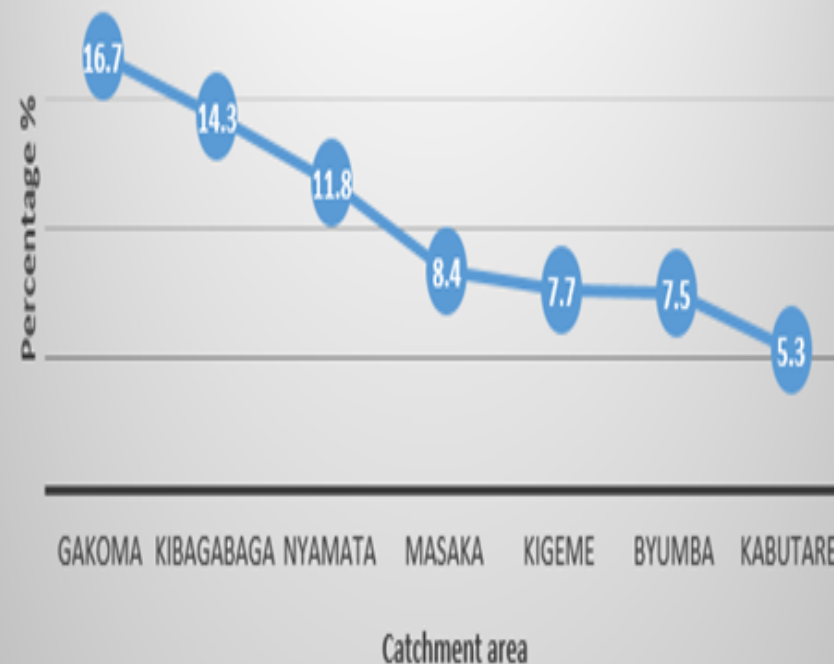
Source : WHO Weekly epidemiological update

□ Summary of IDSR priority diseases cases notified by catchment area during week 31/2022

Province	Catchment area /Hospital	Expected reports	Report received %	Report not received %
South	Gakoma	6	83.3	16.7
Kigali City	Kibagabaga	21	85.7	14.3
East	Nyamata	17	88.2	11.8
Kigali City	Masaka	12	91.6	8.4
South	Kigeme	13	92.3	7.7
North	Byumba	27	92.5	7.5
South	Kabutare	19	94.7	5.3

Descending order percentage of Public HFs report not received W_ 31 , 2022 by Catchment area.

% of Public HFs report not received
Wk 31 , 2022 by Catchment area



Source : e-IDSR Weekly report from 1st to 7th August, 2022

EPIDEMIC SURVEILLANCE AND RESPONSE WEEKLY REPORT

Summary of IDSR priority diseases cases notified by catchment area during week 31/2022

Province	Catchment area /Hospital	Non-Bloody Diarrhoea	Flu syndrome	Malaria	Pneumonia severe	Acute Flaccid Paralysis	Shigellosis	Varicella	Cholera	Diphtheria	Epidemic Typhus	Food Poisoning	Haemorrhagic fever	Measles	Meningococcal Meningitis	Mumps	Neonatal tetanus	Plague	Rabies	Rubella	Typhoid Fever	Viral Conjunctivitis	Whooping Cough	Yellow Fever
East	Gahini	125	180	9	0	0	0	0	0	0	0	0	0	0	0	0	0	0	0	0	0	0	0	0
East	Gatunda	84	1	0	1	0	0	0	0	0	0	0	0	0	0	0	0	0	0	0	0	0	0	0
East	Kibungo	228	66	9	3	0	0	9	0	0	0	0	0	0	0	0	0	0	0	0	0	0	0	0
East	Kirehe	430	772	65	6	0	0	47	0	0	0	0	0	0	0	0	0	0	0	0	0	0	0	0
East	Kiziguro	300	537	16	7	0	0	0	0	0	0	0	0	0	0	0	0	0	0	0	0	0	0	0
East	Ngarara	162	169	2	1	0	0	2	0	0	0	0	0	0	0	0	0	0	9	0	4	0	0	0
East	Nyagatare	125	153	69	9	0	0	0	0	0	0	0	0	0	0	0	0	0	7	0	0	0	0	0
East	Nyamata	118	528	73	3	0	0	0	0	0	0	0	0	2	0	0	0	0	0	0	0	0	0	0
East	Rwamagana	193	804	16	2	0	0	0	0	0	0	0	0	0	0	0	0	0	0	0	0	0	0	0
East	Rwinkwavu	107	148	16	12	0	0	0	0	0	0	0	0	0	0	0	0	0	0	0	0	0	0	0
Kigali City	Kibagabaga	184	527	311	8	0	1	0	0	0	0	2	0	0	0	0	0	0	0	0	0	0	0	0
Kigali City	Masaka	65	312	75	1	0	0	0	0	0	0	0	0	0	0	0	0	0	0	0	0	0	0	0
Kigali City	Muhima	18	120	76	5	0	0	0	0	0	0	0	0	0	0	0	0	0	0	0	1	0	0	0
Kigali City	Nyarugenge	48	255	64	8	0	1	1	0	0	0	0	0	0	0	0	0	0	0	0	0	0	0	0
North	Butaro	167	114	32	8	0	0	3	0	0	0	0	0	0	0	25	0	0	0	0	0	0	0	0
North	Byumba	178	326	120	10	0	0	0	0	0	0	0	0	0	0	4	0	0	0	0	0	0	0	0
North	Gatonde	36	4	12	1	0	0	0	0	0	0	0	0	0	0	0	0	0	0	0	0	0	0	0
North	Kinshira	57	12	5	3	0	0	0	0	0	0	0	0	0	0	2	0	0	0	0	0	0	0	0
North	Nemba	48	6	22	0	0	1	0	0	0	0	0	0	0	0	0	0	0	0	0	0	0	0	0
North	Ruhengeri	183	271	30	6	0	0	0	0	0	0	0	0	0	0	0	0	0	0	0	0	0	0	0
North	Ruli	60	18	52	2	0	0	0	0	0	0	0	0	0	0	0	0	0	0	0	0	0	0	0
North	Rutongo	94	165	104	14	0	0	0	0	0	0	0	0	0	0	0	0	0	0	0	0	0	0	0
South	Gakoma	77	32	30	0	0	0	3	0	0	0	0	0	0	0	0	0	0	0	0	0	0	0	0
South	Gitwe	64	67	4	2	0	0	0	0	0	0	0	0	0	0	0	0	0	0	0	0	0	0	0
South	Kabgayi	138	237	21	5	0	1	0	0	0	0	0	0	0	0	0	0	0	0	1	0	0	0	0
South	Kabutare	203	612	21	9	0	1	0	0	0	0	157	0	0	0	0	0	0	0	0	0	0	0	0
South	Kaduha	63	122	34	7	0	1	1	0	0	0	0	0	0	0	0	0	0	0	0	0	0	0	0
South	Kibilizi	188	332	132	9	0	3	0	0	0	0	0	0	0	0	0	0	0	0	0	0	0	0	0
South	Kigeme	113	257	58	6	0	0	0	0	0	0	0	0	0	0	0	0	0	0	0	0	0	0	0
South	Murini	150	306	178	8	0	0	0	0	0	0	0	0	0	1	0	0	0	0	0	0	0	0	0
South	Nyabikenke	46	162	50	0	0	0	0	0	0	0	0	0	0	0	0	0	0	0	0	0	0	0	0
South	Nyanza	219	610	73	4	0	0	2	0	0	0	0	0	0	0	0	0	3	0	0	0	0	0	0
South	Remera Rukoma	80	349	36	2	0	0	0	0	0	0	0	0	0	0	0	0	0	0	0	0	0	0	0
South	Ruhango	83	199	5	12	0	0	0	0	0	0	0	0	0	0	0	0	0	0	0	0	0	0	0
West	Bushenge	86	184	39	2	0	1	0	0	0	0	0	0	0	0	0	0	0	0	0	0	0	0	0
West	Gihundwe	72	64	21	4	0	0	0	0	0	0	0	0	0	0	0	0	0	0	0	0	0	0	0
West	Gisuri	263	438	49	8	1	0	10	0	0	0	0	0	0	0	3	0	0	0	0	0	0	0	0
West	Kabaya	43	166	13	12	0	0	0	0	0	0	0	0	0	0	0	0	0	0	0	0	0	0	0
West	Kibogora	29	92	71	1	0	0	0	0	0	0	0	0	0	0	0	0	0	0	0	0	0	0	0
West	Kibuye	87	106	25	3	0	0	0	0	0	0	0	0	0	0	1	0	0	0	0	0	0	0	0
West	Kirinda	29	86	8	0	0	1	0	0	0	0	0	0	0	0	0	0	0	0	0	0	0	0	0
West	Mibilizi	91	48	33	10	0	0	0	0	0	0	0	0	0	0	0	0	0	0	0	0	0	0	0
West	Mugonero	66	108	12	2	0	0	0	0	0	0	0	0	0	0	0	0	0	0	0	0	0	0	0
West	Muhororo	47	58	22	0	0	0	0	0	0	0	0	0	0	0	0	0	0	0	0	0	0	0	0
West	Murunda	238	322	130	17	0	0	0	0	0	0	0	0	0	0	0	0	0	0	0	0	0	0	0
West	Shyamba	141	534	14	4	0	2	0	0	0	0	0	0	0	0	1	0	0	0	0	0	0	0	0
Total		5626	10979	2257	237	1	13	78	0	0	0	159	0	2	1	36	0	0	19	1	5	0	0	0

Source : e-IDSR Weekly report from 1st to 7th August , 2022