



SUMMARY

I. COMPLETENESS AND TIMELINESS

- **For Public Health Facilities:**
Completeness: 97 %
Timeliness: 94 %
- **For Privates Health Facilities:**

o Number of health facilities submitted their reports : **111 HF**s
o Number of health facilities submitted their reports on time: **84 HF**s

II. Summary of cases reported immediate & weekly at national level:

- **Malaria:** 2, 470 Cases
- **Flu syndrome :** 12, 246 Cases
- **Non-bloody Diarrhoea :** 6, 236 Cases
- **Severe Pneumonia under five years:** 264 Cases
- **Acute Flaccid Paralysis:**
two Suspected Cases
- **Shigellosis:** 8 Suspected Cases
- **Varicella:** 53 Cases
- **Food Poisoning:** 10 Cases
- **Measles :** 6 Suspected Cases
- **Mumps:** 25 cases
- **Dog bites/ Rabies Exposure:** 17 Cases
- **Rubella:** 1 Suspected Case
- **Covid-19:** 182 Cases

PUBLIC HEALTH SURVEILLANCE, & EMERGENCIES PREPAREDNESS & RESPONSE WEEKLY REPORT

Week 30 from 25th to 31st July , 2022



PHS&EPR Division

Highlight of the week:

Update on COVID-19 pandemic in Rwanda

□ As of July 31st, 2022 , a total of 132, 277 positive cases and 1, 466 deaths due to COVID-19 were reported. Response activities including vaccination are still ongoing ; a total of 9, 150, 154 people received at least one dose including 8, 870, 113 who received two doses and 5, 269, 254 who received three doses. **Cont'd on P. 2**

III. Deaths due to diseases under surveillance

- **Severe Pneumonia <5 years:** Two deaths

□ Completeness and timeliness of reporting by catchment areas in public health facilities:

Province	Catchment area /Hospital	Expected reports	Completeness	Timeliness	Province	Catchment area /Hospital	Expected reports	Completeness	Timeliness
East	Gahini	9	100	100	West	Kibogora	14	100	100
East	Gatunda	9	100	100	West	Kibuye	13	100	100
East	Kibungo	17	100	100	West	Kirinda	6	100	100
East	Kiziguro	13	100	100	West	Mibilizi	12	100	100
East	Nyagatare	14	100	100	West	Mugonero	7	100	100
East	Nyamata	17	100	100	West	Muhororo	10	100	100
East	Rwinkwavu	8	100	100	West	Murunda	19	100	100
Kigali City	Muhima	4	100	100	West	Shyira	17	100	94
North	Gatonde	7	100	100	South	Munini	17	94	94
North	Ruhengeri	18	100	100	Kigali City	Masaka	12	92	92
North	Rutongo	14	100	100	Kigali City	Kibagabaga	21	95	90
South	Gakoma	6	100	100	South	Kaduha	10	100	90
South	Gitwe	9	100	100	North	Ruli	10	90	90
South	Kabagari	13	100	100	South	Kabutare	19	95	89
South	Kibilizi	11	100	100	North	Kinshira	9	100	89
South	Kigeme	13	100	100	East	Ngarara	8	88	88
South	Nyabikenke	5	100	100	North	Butaro	20	100	85
South	Nyanza	19	100	100	East	Rwamagana	17	82	82
South	Remera Rukoma	14	100	100	North	Nemba	9	100	78
South	Ruhango	8	100	100	Kigali City	Nyarugenge	9	89	78
West	Bushenge	8	100	100	North	Byumba	27	85	78
West	Gihundwe	10	100	100	East	Kirehe	20	95	75
West	Gisenyi	16	100	100		Total	406	97	94
West	Kabaya	7	100	100					

Source : e-IDSR Weekly report from 25th to 31st July, 2022

Editorial team: V. Ndagijimana, A. Kapiteni, C.V Ngirababyeyi, Dr J.L Benimana, Dr L. Ishema, Dr A.P. Karamage, F. Nizeyimana, I. Itanga, L. Ruyange, A. Kabaja, H. Balisanga, O. Nsekuye, I. Teta, S.Uwamahoro, D. Mugwaneza, Dr E. Ruseesa, Dr. V. Mucunguzi, M. Gashegu and Dr Edson Rwagasore



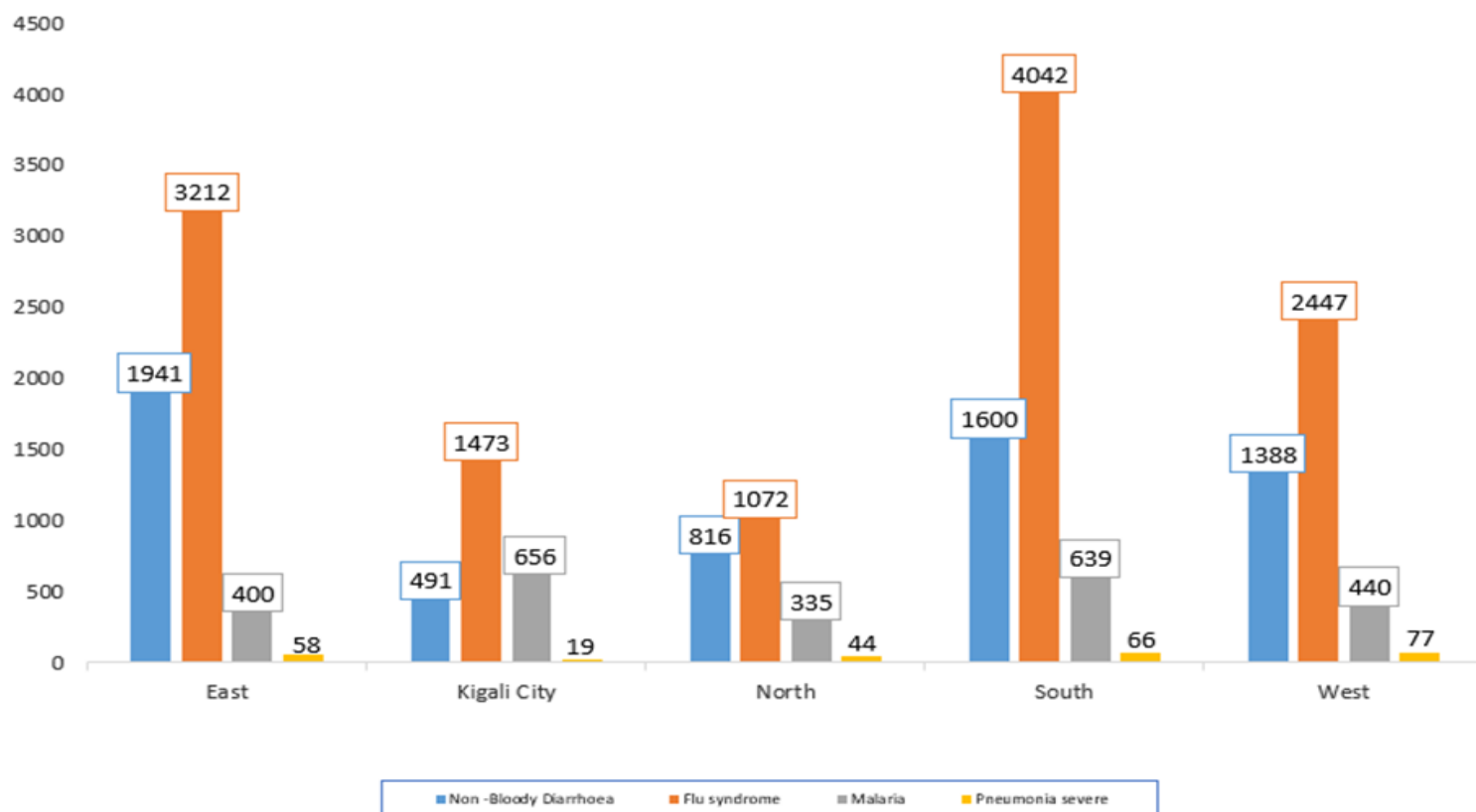
For more information, contact the Division Manager of Public Health Surveillance & Emergencies Preparedness, and Response Division, Dr. Edson Rwagasore, Tel: 0788599240 or Toll free **114**

EPIDEMIC SURVEILLANCE AND RESPONSE WEEKLY REPORT

From P.1

□ Summary of weekly reportable diseases cases by Province

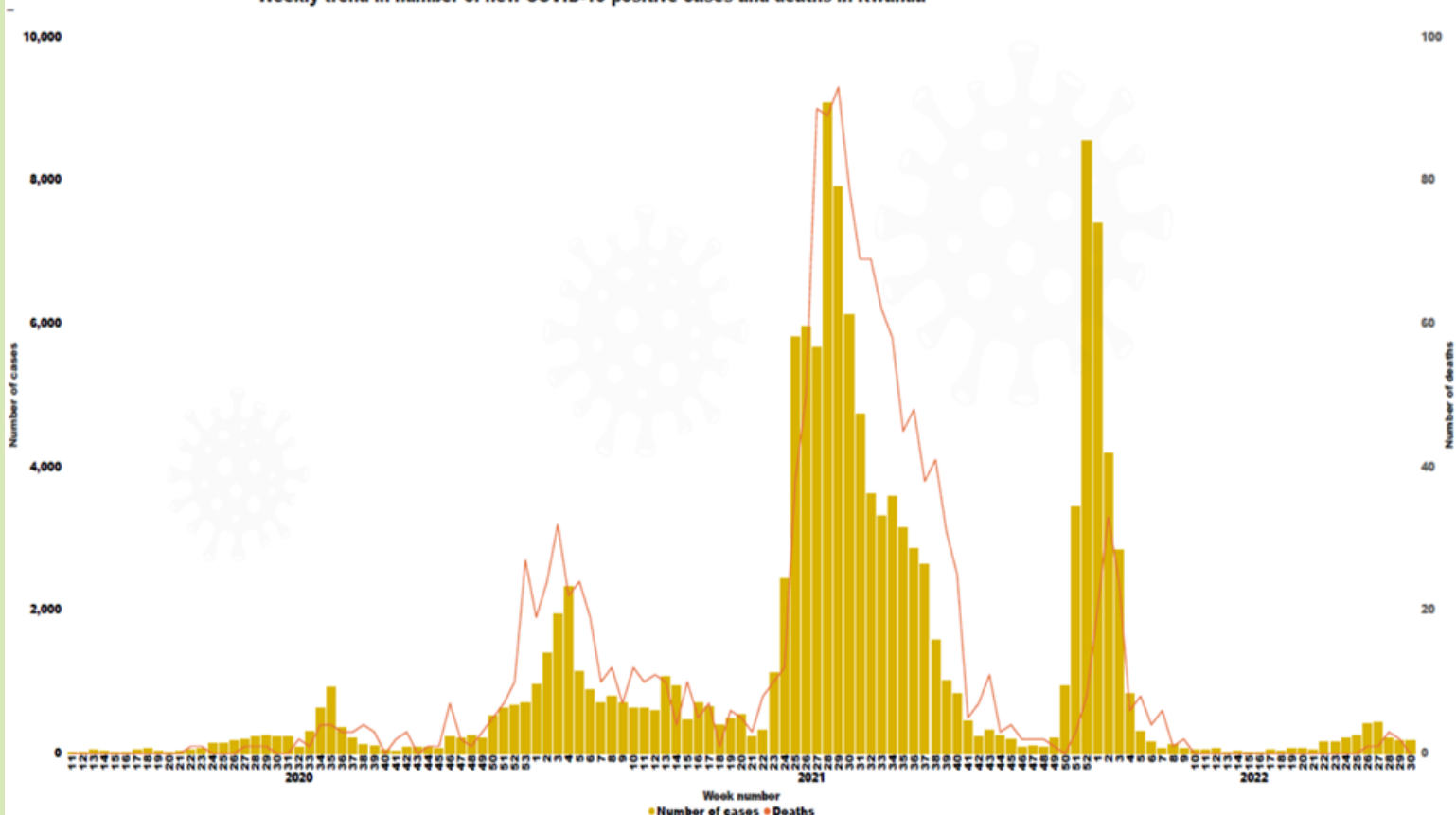
Weekly reportable diseases cases by Province



EPIDEMIC SURVEILLANCE AND RESPONSE WEEKLY REPORT

□ Weekly trend in number of new cases and deaths since the declaration of the Covid-19 outbreak in Rwanda

Weekly trend in number of new COVID-19 positive cases and deaths in Rwanda



Weekly trend in number of COVID-19 positive cases and deaths in Rwanda

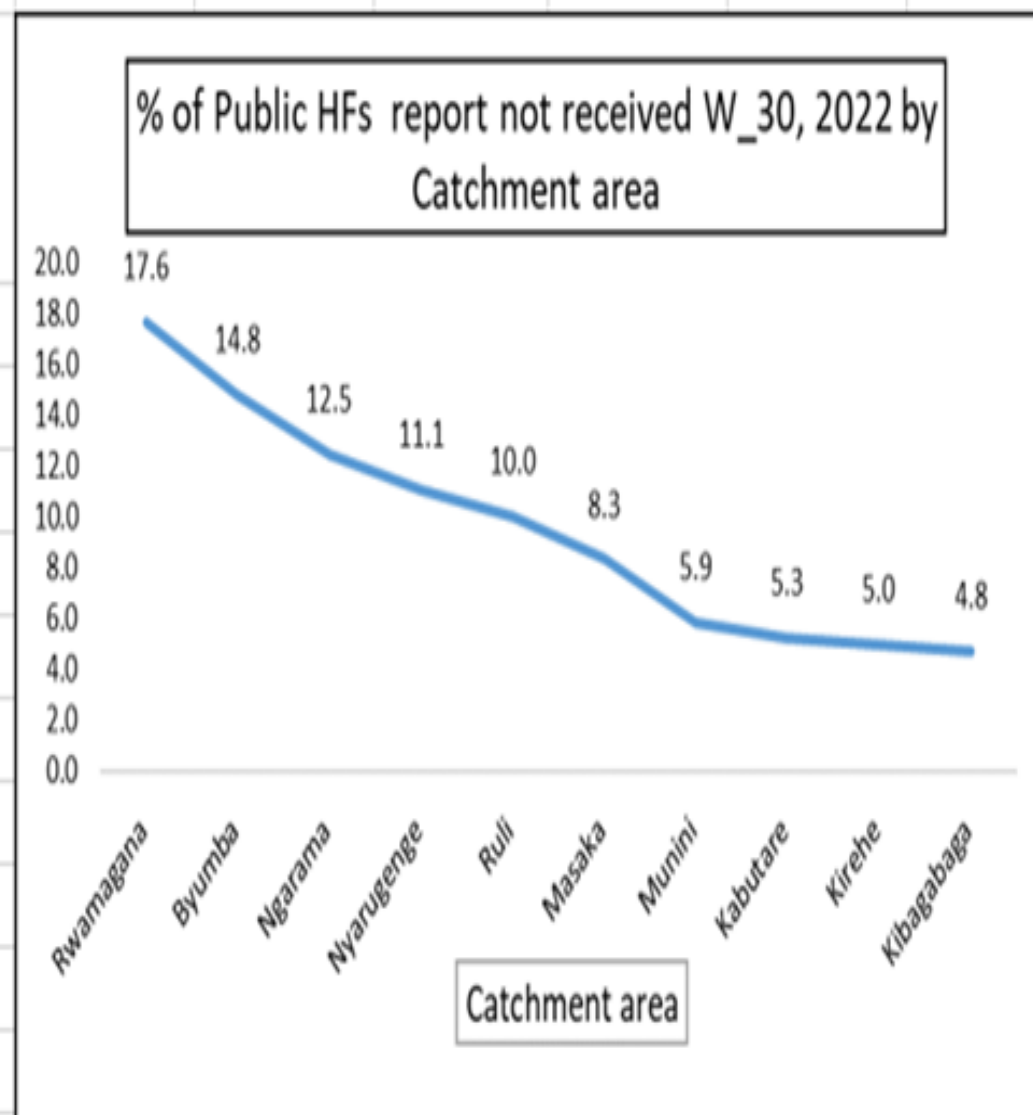
Worldwide COVID-19 situation in number by WHO regions as of 31st July , 2022

Region	Number of cases	Number of deaths
Americas	170, 676, 377	2 ,789, 118
Europe	240, 928, 373	2 ,049 ,551
South East Asia	59 ,356 ,443	792, 444
Eastern Mediterranean	22, 627, 851	345 ,005
Africa	9, 213 ,803	174, 044
Western Pacific	71 ,722 ,656	245, 657
Others	764	13
Total	574, 526, 267	6, 395 ,832

Source : WHO Weekly epidemiological update

Public Health Facilities report not received by catchment area

Province	Catchment area /Hospital	Expected reports	Report received %	Report not received %
East	Rwamagana	17	82.4	17.6
North	Byumba	27	85.2	14.8
East	Ngarama	8	87.5	12.5
Kigali City	Nyarugenge	9	88.9	11.1
North	Ruli	10	90.0	10.0
Kigali City	Masaka	12	91.7	8.3
South	Munini	17	94.1	5.9
South	Kabutare	19	94.7	5.3
East	Kirehe	20	95.0	5.0
Kigali City	Kibagabaga	21	95.2	4.8



Source : e-IDS Weekly report from 25th to 31st July , 2022

EPIDEMIC SURVEILLANCE AND RESPONSE WEEKLY REPORT

Summary of IDSR priority diseases cases notified by catchment area during week 30/2022

Province	Catchment area /Hospital	Non -Bloody Diarrhoea	Flu syndrome	Malaria	Pneumonia severe	Acute Flaccid Paralysis	Shigellosis	Varicella	Cholera	Diphtheria	Epidemic Typhus	Food Poisoning	Haemorrhagic fever	Measles	Meningococcal Meningitis	Mumps	Neonatal tetanus	Plague	Rabies	Rubella	Typhoid Fever	Viral Conjunctivitis	Whooping Cough	Yellow Fever
East	Gahini	97	156	6	3	0	0	0	0	0	0	10	0	0	0	0	0	0	0	0	0	0	0	0
East	Gahunda	112	0	2	1	0	0	0	0	0	0	0	0	0	0	0	0	0	0	0	0	0	0	0
East	Kibungo	248	16	10	7	0	0	3	0	0	0	0	0	0	0	0	0	0	0	0	0	0	0	0
East	Kirehe	455	613	142	7	0	0	38	0	0	0	0	0	0	0	0	0	0	0	0	0	0	0	0
East	Kiziguro	278	611	16	5	0	0	0	0	0	0	0	0	0	0	0	0	0	0	0	0	0	0	0
East	Ngarara	128	142	2	0	0	0	1	0	0	0	0	0	0	0	0	0	0	0	0	0	0	0	0
East	Nyagatare	209	147	78	18	0	0	1	0	0	0	0	0	0	0	0	0	0	6	0	0	0	0	0
East	Nyamata	150	608	121	5	1	0	0	0	0	0	0	0	2	0	0	0	0	0	0	0	0	0	0
East	Rwamagana	205	795	14	1	0	0	0	0	0	0	0	0	0	0	1	0	0	0	0	0	0	0	0
East	Rwinkwavu	59	124	9	11	0	0	0	0	0	0	0	0	0	0	0	0	0	0	0	0	0	0	0
Kigali City	Kibagabaga	241	646	361	10	0	1	1	0	0	0	0	0	1	0	0	0	0	0	0	0	0	0	0
Kigali City	Masaka	97	334	92	1	0	0	0	0	0	0	0	0	0	0	0	0	0	0	0	0	0	0	0
Kigali City	Muhima	101	219	89	3	0	0	0	0	0	0	0	0	0	0	0	0	0	0	0	0	0	0	0
Kigali City	Nyarugenge	52	274	114	5	1	4	1	0	0	0	0	0	0	0	2	0	0	0	0	0	0	0	0
North	Butaro	178	130	22	13	0	0	2	0	0	0	0	0	0	0	14	0	0	0	0	0	0	0	0
North	Byumba	200	324	100	2	0	0	0	0	0	0	0	0	0	0	2	0	0	0	0	0	0	0	0
North	Gatonde	28	5	22	1	0	0	0	0	0	0	0	0	1	0	0	0	0	0	0	0	0	0	0
North	Kinshira	58	14	9	11	0	1	0	0	0	0	0	0	0	0	2	0	0	0	0	0	0	0	0
North	Nemba	37	1	9	0	0	0	0	0	0	0	0	0	0	0	0	0	0	0	0	0	0	0	0
North	Ruhengeri	190	373	28	2	0	0	0	0	0	0	0	0	0	0	0	0	0	0	0	0	0	0	0
North	Ruli	36	20	40	0	0	0	1	0	0	0	0	0	0	0	0	0	0	0	0	0	0	0	0
North	Rutong	89	205	105	15	0	0	0	0	0	0	0	0	0	0	0	0	0	0	0	0	0	0	0
South	Gakoma	101	18	16	1	0	0	0	0	0	0	0	0	0	0	0	0	0	0	0	0	0	0	0
South	Gitwe	71	167	4	0	0	0	0	0	0	0	0	0	0	0	0	0	0	0	0	0	0	0	0
South	Kabgavi	171	331	28	2	0	0	0	0	0	0	0	0	0	0	0	0	0	0	0	0	0	0	0
South	Kabutare	239	621	35	4	0	1	0	0	0	0	0	0	0	0	0	0	0	8	0	0	0	0	0
South	Kaduha	66	203	29	17	0	0	0	0	0	0	0	0	0	0	0	0	0	0	0	0	0	0	0
South	Kibilizi	271	508	116	7	0	0	0	0	0	0	0	0	0	0	0	0	0	1	0	0	0	0	0
South	Kigeme	134	303	51	6	0	1	0	0	0	0	0	0	0	0	0	0	0	0	0	0	0	0	0
South	Murini	142	377	190	11	0	0	0	0	0	0	0	0	0	0	0	0	0	0	0	0	0	0	0
South	Nyabikenke	35	205	51	0	0	0	0	0	0	0	0	0	0	0	0	0	0	0	0	0	0	0	0
South	Nyanza	238	754	86	2	0	0	1	0	0	0	0	0	1	0	0	0	0	0	0	0	0	0	0
South	Remera Rukoma	76	320	19	1	0	0	0	0	0	0	0	0	0	0	0	0	0	0	0	0	0	0	0
South	Ruhango	56	235	14	15	0	0	0	0	0	0	0	0	1	0	0	0	0	0	0	0	0	0	0
West	Bushenge	70	227	24	0	0	0	0	0	0	0	0	0	0	0	0	0	0	0	0	0	0	0	0
West	Gihundwe	67	109	16	2	0	0	0	0	0	0	0	0	0	0	0	0	0	0	0	0	0	0	0
West	Giserni	194	374	64	7	0	0	4	0	0	0	0	0	0	0	2	0	0	0	0	0	0	0	0
West	Kabaya	49	169	8	19	0	0	0	0	0	0	0	0	0	0	0	0	0	0	0	0	0	0	0
West	Kibogora	51	116	69	3	0	0	0	0	0	0	0	0	0	0	0	0	0	1	0	0	0	0	0
West	Kibuye	212	162	29	3	0	0	0	0	0	0	0	0	0	0	0	0	0	0	0	0	0	0	0
West	Kirinda	39	147	12	1	0	0	0	0	0	0	0	0	0	0	0	0	0	0	0	0	0	0	0
West	Mitalizi	114	22	27	6	0	0	0	0	0	0	0	0	0	0	0	0	0	1	1	0	0	0	0
West	Mugomero	86	136	10	1	0	0	0	0	0	0	0	0	0	0	0	0	0	0	0	0	0	0	0
West	Muhororo	42	97	26	2	0	0	0	0	0	0	0	0	0	0	0	0	0	0	0	0	0	0	0
West	Murunda	307	338	141	13	0	0	0	0	0	0	0	0	0	0	0	0	0	0	0	0	0	0	0
West	Shira	157	550	14	20	0	0	0	0	0	0	0	0	0	0	0	0	0	0	0	0	0	0	0
Total		6236	12246	2470	264	2	8	53	0	0	0	10	0	6	0	23	0	0	17	1	0	0	0	0

Source : e-IDSR Weekly report from 25th to 31st July , 2022